

**3095-14**

September 2014
Supersedes Catalog No. 3095-13
Weatherly Index 230

Septembre 2014
Remplace le catalogue n° 3095-13
Index saisonnier 230

Septiembre de 2014
Reemplaza el catálogo N° 3095-13
Índice Weatherly 230

THE CLEAREST CHOICE® IN WIPER BLADES.



2014

Application Catalog
WIPER BLADES

Catalogue d'applications pour
BALAIS D'ESSUIE-GLACE

Catálogo de aplicaciones de
HOJAS DE LIMPIAPARABRISAS

www.ANCOWipers.com





No matter what car you drive, ANCO® makes it a better car to drive.

The ANCO family of wiper blades are engineered with the latest technology to provide more effective blade-to-windshield contact for improved visibility. Preparing you for any season, on any vehicle...all at an affordable price. See the difference...and more with ANCO. The clearest choice in wiper blades.



www.ANCOWipers.com

FEDERAL-MOGUL
MOTORPARTS

All trademarks shown are owned by Federal-Mogul Corporation, or one or more of its subsidiaries, in one or more countries.





CONTOUR

PREMIUM ALL SEASON PERFORMANCE™ The Premium Upgrade Beam Blade Replacement



OE Version — Provides out-of-the-box fitment for vehicles equipped with beam blade technology.

- Preinstalled connector covers top lock, pinch tab, push button and bayonet.
- Additional connector covers newer 22mm side pin applications.

SIZE	STOCK NUMBER	SIZE	STOCK NUMBER
15"	C-15-OE	21"	C-21-OE
17"	C-17-OE	22"	C-22-OE
18"	C-18-OE	24"	C-24-OE
19"	C-19-OE	26"	C-26-OE
20"	C-20-OE	28"	C-28-OE

UB Version — Equipped with the proprietary KwikConnect® Installation System, these premium blades provide quick and easy wiper blade replacement for OE J-hook applications or when upgrading vehicles originally equipped with conventional style wiper blades.

SIZE	STOCK NUMBER	SIZE	STOCK NUMBER
14"	C-14-UB	20"	C-20-UB
15"	C-15-UB	21"	C-21-UB
16"	C-16-UB	22"	C-22-UB
17"	C-17-UB	24"	C-24-UB
18"	C-18-UB	26"	C-26-UB
19"	C-19-UB	28"	C-28-UB

N Version — Designed for 19mm bayonet and side pin applications — seen primarily on late model Volkswagen Beetles, Jetta, Passat, Audi and BMW applications.

SIZE	STOCK NUMBER	SIZE	STOCK NUMBER
14"	C-14-N	21"	C-21-N
17"	C-17-N	22"	C-22-N
18"	C-18-N	24"	C-24-N
19"	C-19-N	26"	C-26-N
20"	C-20-N		





Beam Blades

Utilizing advanced technology for all-season performance – beam blades have an infinite amount of pressure points for better-blade-to-windshield contact. Designed with a low profile to be more aerodynamic, beam blades prevent lift and noise for a smoother quieter wipe and since beam blades have less moving parts and no superstructure, ice and snow can't adhere to them. All ANCO[®] Beam blades are available in 14-28" lengths.

CONTOUR

PREMIUM ALL SEASON PERFORMANCE™

The premium upgrade beam blade replacement

- OE Version - Provides out-of-the-box fitment for vehicles equipped with beam blade technology. Preinstalled connector covers top lock, pinch tab, push button and bayonet. Additional connector covers newer 22mm side pin applications.
- UB Version - Equipped with the proprietary KwikConnect[®] Installation System, these premium blades provide quick and easy wiper blade replacement for OE J-hook applications or when upgrading vehicles originally equipped with conventional style wiper blades.
- N Version - Designed for 19mm bayonet and side pin applications - seen primarily on late model Volkswagen Beetles, Jetta, Passat, Audi and BMW applications.

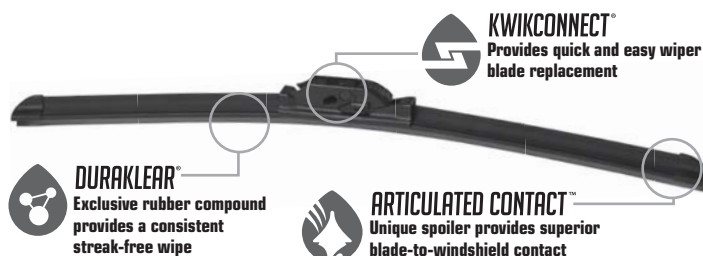


PROFILE[®] BLADE

ADVANCED TECHNOLOGY FOR EVERY VEHICLE™

The affordable beam blade replacement that can also be used for vehicles originally equipped with a conventional style wiper blade

- Low profile connection system
- 98% coverage with only 12 SKU's
- Symmetrical spoiler — to allow for easy installation on vehicles with opposing wiper arm systems
- Installed connector covers 9x3, 9x4 hooks and 3/16" and 1/4" side pins. Additional connector covers pinch tab, bayonet, 22mm side pin, and pinch tab push button.



Hybrid Blade

Latest technology in wiper blades- integrates the aerodynamic features of a beam style wiper with the evenly distributed pressure points of a conventional structure for exceptional wipe performance. The ANCO hybrid blade is available in 14"-28" lengths.

TRANSFORM[™]

THE NEW LOOK OF PERFORMANCE™

The replacement blade for vehicles that came equipped with hybrid technology or an upgrade for vehicles that utilize an OE J-hook design

- Integral spoiler improves performance at high speeds
- Secondary linkage with bowed flexor optimizes the wipe performance across the entire windshield





Conventional Blades

Replaces original equipment with a quality that matches the style, fit, and performance of the blade that was originally removed from the vehicle. All ANCO® conventional blades are available in 10-28" lengths.

AeroVantage

CLEAR WIPE AT ANY SPEED™

The premium upgrade conventional blade replacement

- Aerodynamic design maintains wipe at highway speeds
- Provides a streak-free wipe in any driving environment



KWIKCONNECT®
Provides quick and easy wiper blade replacement



DURAKLEAR® PLUS
Exclusive, advanced rubber compound provides a consistent streak-free wipe



AEROVENT™
Aerodynamic vented bridge maintains wipe at highway speed



31-Series

RELIABLE WIPER PERFORMANCE™

The affordable conventional blade replacement

- Vented bridge and high performance polymer ensure O.E. fit and function
- Consistent, clear wipe in any driving environment



DURAKLEAR®
Exclusive rubber compound provides a consistent, streak-free wipe



KWIKCONNECT®
Provides quick and easy wiper blade replacement



Specialty Blades

Use exclusive designs and materials to ensure clear windshields in any driving condition.

WINTER BLADE™

CLEAR WIPE IN EXTREME WEATHER™


The specialty blade made to be more durable in winter conditions

- Equipped with the proprietary KwikConnect® Installation System, this blade provides quick and easy wiper blade replacement when upgrading vehicles originally equipped with conventional style wiper blades.
- OE Version - Provides out-of-the-box fitment for vehicles equipped with beam blade technology.
- Available in 11", 13", 15", 16", 18", 20", 22", and 24" lengths



DURAKLEAR®
Exclusive extra thick rubber compound provides a consistent, streak-free wipe while remaining flexible in the coldest temperatures

Rugged rubber cover over heavy duty frame prevents slush from freezing joints



REAR BLADE

RELIABLE WIPER PERFORMANCE™

The specialty blade designed for use on the rear of the vehicle

- Original equipment replacement rear wiper blade
- Available in 4 arm connector types Roc Lock 2, Roc Lock 3, Slide Pinch, and Snap Claw in 11", 12", 14", and 16" lengths

Durable rubber element provides a consistent clear wipe

Fast and easy installation — no extra connector required





The Clearest Choice® in Wiper Blades.



PROFILE® BLADE

ADVANCED TECHNOLOGY FOR EVERY VEHICLE™

The affordable beam blade replacement that can also be used for vehicles originally equipped with a conventional style wiper blade.



DURAKLEAR®

Exclusive rubber compound provides a consistent streak-free wipe



KWIKCONNECT®

Provides quick and easy wiper blade replacement



ARTICULATED CONTACT™

Unique spoiler provides superior blade-to-windshield contact

- Low profile connection system
- 98% coverage with only 12 SKU's
- Symmetrical spoiler to allow for easy installation on vehicles with opposing wiper arm systems
- Installed connector covers 9x3, 9x4 hooks and 3/16" and 1/4" side pins
- Additional connector covers pinch tab, bayonet, 22mm side pin, and pinch tab push button

SIZE	STOCK NUMBER	SIZE	STOCK NUMBER
14"	A-14-M	20"	A-20-M
15"	A-15-M	21"	A-21-M
16"	A-16-M	22"	A-22-M
17"	A-17-M	24"	A-24-M
18"	A-18-M	26"	A-26-M
19"	A-19-M	28"	A-28-M

WIPER ARM TYPES

Small Hook



Large Hook



Bayonet



Side Pin



3/16" Pin (Small)



1/4" Pin (Large)



Pinch Tab




Pinch Tab Button




Hybrid Blade Assembly and Connection



For Installations with a Standard Hook Connection...



Remove the adapters shown for the following circumstances:

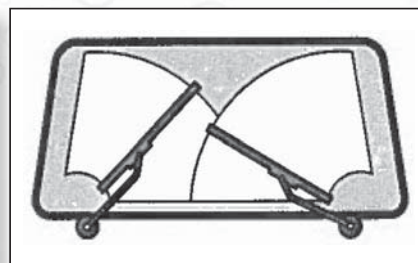


For hook arm with plastic beauty cap on top...

Install loose packed adapter.



For the passenger side of an opposed wiper system...



Reverse installed adapter.



Correct





Incorrect




Beam Blade Bayonet/Side Pin Assembly and Connection

For Installations with a Bayonet Connection...



For Installations with a Side Pin Connection...



Beam Blade Pinch Tab/Top Lock Assembly and Connection

For Installations with a Pinch Tab Connection...



Exclusive Features with ANCO® Wiper Blades



KWIKCONNECT®

FAST & EASY INSTALLATION

Quickly and Easily Connects to Virtually Any Wiper Arm!

- Simple to install...easy to remove.
- Accurate and secure snap in/snap out process.
- Preinstalled connector fits most applications.
- Improved wiper blade alignment and retention.



ARTICULATED CONTACT™

TECHNOLOGY

- Unique spoiler provides superior blade-to-windshield contact.
- Featured on ANCO Contour® and Profile® beam wiper blades.



DURAKLEAR® PLUS

RUBBER COMPOUND

- Exclusive, advanced rubber compound provides a consistent streak-free wipe.
- Featured on ANCO premium Contour® beam wiper blades and AeroVantage® premium conventional wiper blades.



DURAKLEAR®

RUBBER COMPOUND

- Exclusive rubber compound provides a consistent streak-free wipe.
- Featured on ANCO Profile® affordable beam wiper blades, 31-Series affordable conventional wiper blades and winter specialty wiper blades.



AEROVENT™

DESIGN

- Aerodynamic vented bridge maintains wipe at highway speed.
- Featured on ANCO premium AeroVantage® conventional wiper blades.





WIPER BLADES

Abbreviations.....	2
Wiper Blade Quick Reference Guide.....	3
Wiper Refill Reference Guide.....	34
Wiper Blade Related Parts.....	36
Automotive Applications.....	42
Medium & Heavy Duty / Commerical Vehicle Applications.....	179
Recreational Vehicles (RV) Applications.....	203
School / Transit Bus Application.....	236

WASHER PUMPS

Reference Guide.....	248
Automotive Applications.....	256

WIPER ARMS

Reference Guide.....	290
Automotive Applications.....	304
Medium & Heavy Duty / Commerical Vehicle Applications.....	311
Recreational Vehicles (RV) Applications.....	315
School / Transit Bus Application.....	316

INFORMATION GUIDE AND PACKAGING


































Production Information Guide.....	319
Manufacturer's Interchange Guide.....	324
Order & Packaging Specifications.....	333
Special Pre-Pack and Merchandisers.....	345

ABBREVIATIONS

Abbreviation	Description	Legacy Description
ADJ	Adjustable	
B2S	2-Screw Bayonet	(SS) Side Saddle
BAY	Bayonet (Optional Size in mm)	(SE) Straight End
BAY 5mm	5mm Bayonet	(N-SE) Narrow Straight End
BAY 7mm	7mm Bayonet	(W-SE) Wide Straight End
BC	Bent Channel	
DFS	Double Flat Shaft	
DIN	DIN Tapered Threaded Shaft	
DL	Dead-Locker 0.215"	(N-DL) Narrow Deadlocker (also known as Permanent Pin)
DM	Drum	
DM-S	Drum & Screw Shaft	
HD	Heavy Duty	
JH	J-Hook (Optional Size in mm)	(HS) Hook Slot
JH 9x3mm	9x3mm J-Hook	(W-HS) Wide Hook Slot
LH	Left Hand	
RH	Right Hand	
SAD	Saddle (Optional Size in Inches)	(HD-S) Heavy Duty Saddle
SP	Side Pin (Optional Size)	(PT-A) Pin Type Arm
SSH	Screw Shaft	(SW) Screw
WA	Wrist Action	(FH) Flat Hook

CONTOUR® UB BLADES

Fits windshield wiper arm types as illustrated

C-14-UB		14" 350mm Blade Finish: Black
Fits Arm:	 9x3 J-HOOK  3/16" SIDEPIN  7mm BAYONET	Adapters Included: 
C-15-UB		15" 375mm Blade Finish: Black
Fits Arm:	 9x3 J-HOOK  3/16" SIDEPIN  7mm BAYONET	Adapters Included: 
C-16-UB		16" 400mm Blade Finish: Black
Fits Arm:	 9x3 J-HOOK  3/16" SIDEPIN  7mm BAYONET	Adapters Included: 
C-17-UB		17" 425mm Blade Finish: Black
Fits Arm:	 9x3 J-HOOK  3/16" SIDEPIN	Adapters Included: NONE
C-18-UB		18" 450mm Blade Finish: Black
Fits Arm:	 9x3 J-HOOK  3/16" SIDEPIN  7mm BAYONET	Adapters Included: 
C-19-UB		19" 475mm Blade Finish: Black
Fits Arm:	 9x3 J-HOOK  9x4 J-HOOK  3/16" SIDEPIN	Adapters Included: 
C-20-UB		20" 500mm Blade Finish: Black
Fits Arm:	 9x3 J-HOOK  9x4 J-HOOK  1/4" SIDEPIN	Adapters Included: 

CONTOUR® UB BLADES

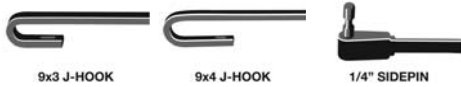
Fits windshield wiper arm types as illustrated

C-21-UB

21" 525mm

Blade Finish: Black

Fits Arm:



Adapters Included:



C-22-UB

22" 550mm

Blade Finish: Black

Fits Arm:



Adapters Included:



C-24-UB

24" 600mm

Blade Finish: Black

Fits Arm:



Adapters Included:



C-26-UB

26" 650mm

Blade Finish: Black

Fits Arm:



Adapters Included:




C-28-UB

28" 700mm

Blade Finish: Black

Fits Arm:













































Adapters Included:

NONE

CONTOUR® OE BLADES

Fits windshield wiper arm types as illustrated

C-15-OE		15" 375mm Blade Finish: Black
Fits Arm:	   	Adapters Included: 
C-17-OE		17" 425mm Blade Finish: Black
Fits Arm:	   	Adapters Included: 
C-18-OE		18" 450mm Blade Finish: Black
Fits Arm:	   	Adapters Included: 
C-19-OE		19" 475mm Blade Finish: Black
Fits Arm:	   	Adapters Included: 
C-20-OE		20" 500mm Blade Finish: Black
Fits Arm:	   	Adapters Included: 
C-21-OE		21" 525mm Blade Finish: Black
Fits Arm:	   	Adapters Included: 
C-22-OE		22" 550mm Blade Finish: Black
Fits Arm:	   	Adapters Included: 

CONTOUR® OE BLADES

Fits windshield wiper arm types as illustrated

C-24-OE

24" 600mm

Blade Finish: Black

Fits Arm:



22mm BAYONET



PINCH TAB



PINCH TAB BUTTON



22mm SIDE PIN

Adapters Included:



C-26-OE

26" 650mm

Blade Finish: Black

Fits Arm:



22mm BAYONET



PINCH TAB



PINCH TAB BUTTON



22mm SIDE PIN

Adapters Included:



C-28-OE

28" 700mm

Blade Finish: Black

Fits Arm:



22mm BAYONET



PINCH TAB



PINCH TAB BUTTON



22mm SIDE PIN

Adapters Included:



CONTOUR® N BLADES

Fits windshield wiper arm types as illustrated

C-14-N

14" 350mm

Blade Finish: Black

Fits Arm:



19mm BAYONET



22mm BAYONET



PINCH TAB



19mm SIDE PIN

Adapters Included:



C-17-N

17" 425mm

Blade Finish: Black

Fits Arm:



19mm BAYONET



19mm SIDE PIN

Adapters Included:



C-18-N

18" 450mm

Blade Finish: Black

Fits Arm:



19mm BAYONET



























19mm SIDE PIN

Adapters Included:



CONTOUR® N BLADES

Fits windshield wiper arm types as illustrated

C-19-N		19" 475mm Blade Finish: Black
Fits Arm:	  19mm BAYONET 19mm SIDE PIN	Adapters Included: 
C-20-N		20" 500mm Blade Finish: Black
Fits Arm:	  19mm BAYONET 19mm SIDE PIN	Adapters Included: 
C-21-N		21" 525mm Blade Finish: Black
Fits Arm:	  19mm BAYONET 19mm SIDE PIN	Adapters Included: 
C-22-N		22" 550mm Blade Finish: Black
Fits Arm:	  19mm BAYONET 19mm SIDE PIN	Adapters Included: 
C-24-N		24" 600mm Blade Finish: Black
Fits Arm:	  19mm BAYONET 19mm SIDE PIN	Adapters Included: 
C-26-N		26" 650mm Blade Finish: Black
Fits Arm:	  19mm BAYONET 19mm SIDE PIN	Adapters Included: 

PROFILE® BLADES

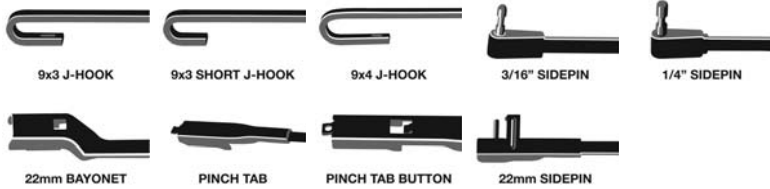
Fits windshield wiper arm types as illustrated

A-14-M

14" 350mm

Blade Finish: Black

Fits Arm:



Adapters Included:

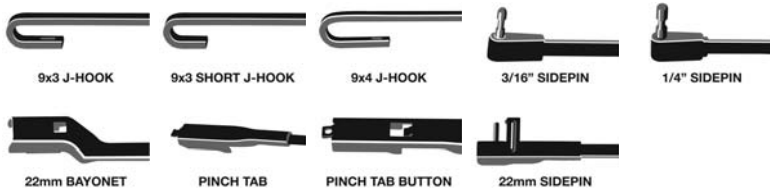


A-15-M

15" 375mm

Blade Finish: Black

Fits Arm:



Adapters Included:

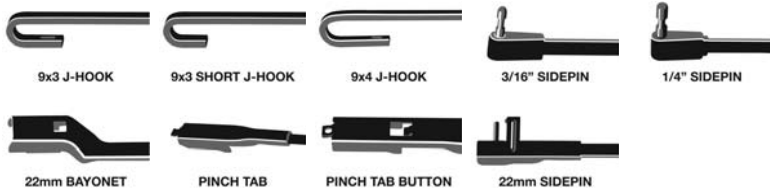


A-16-M

16" 400mm

Blade Finish: Black

Fits Arm:



Adapters Included:

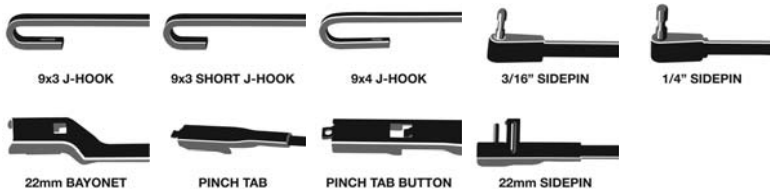


A-17-M

17" 425mm

Blade Finish: Black

Fits Arm:



Adapters Included:

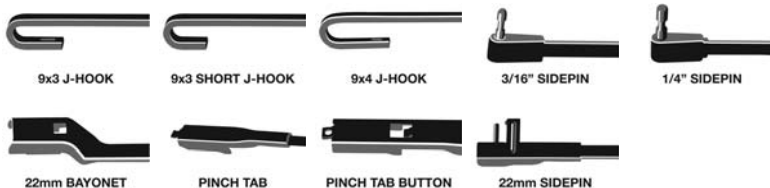


A-18-M

18" 450mm

Blade Finish: Black

Fits Arm:

















































Adapters Included:



PROFILE® BLADES

Fits windshield wiper arm types as illustrated

A-19-M		19" 475mm Blade Finish: Black
Fits Arm:	 9x3 J-HOOK  9x3 SHORT J-HOOK  9x4 J-HOOK  3/16" SIDE PIN  1/4" SIDE PIN  22mm BAYONET  PINCH TAB  PINCH TAB BUTTON  22mm SIDE PIN	Adapters Included: 
A-20-M		20" 500mm Blade Finish: Black
Fits Arm:	 9x3 J-HOOK  9x3 SHORT J-HOOK  9x4 J-HOOK  3/16" SIDE PIN  1/4" SIDE PIN  22mm BAYONET  PINCH TAB  PINCH TAB BUTTON  22mm SIDE PIN	Adapters Included: 
A-21-M		21" 525mm Blade Finish: Black
Fits Arm:	 9x3 J-HOOK  9x3 SHORT J-HOOK  9x4 J-HOOK  3/16" SIDE PIN  1/4" SIDE PIN  22mm BAYONET  PINCH TAB  PINCH TAB BUTTON  22mm SIDE PIN	Adapters Included: 
A-22-M		22" 550mm Blade Finish: Black
Fits Arm:	 9x3 J-HOOK  9x3 SHORT J-HOOK  9x4 J-HOOK  3/16" SIDE PIN  1/4" SIDE PIN  22mm BAYONET  PINCH TAB  PINCH TAB BUTTON  22mm SIDE PIN	Adapters Included: 
A-24-M		24" 600mm Blade Finish: Black
Fits Arm:	 9x3 J-HOOK  9x3 SHORT J-HOOK  9x4 J-HOOK  3/16" SIDE PIN  1/4" SIDE PIN  22mm BAYONET  PINCH TAB  PINCH TAB BUTTON  22mm SIDE PIN	Adapters Included: 

PROFILE® BLADES

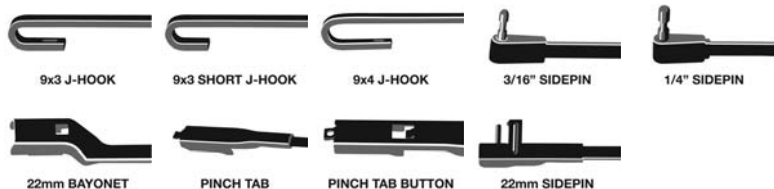
Fits windshield wiper arm types as illustrated

A-26-M

26" 650mm

Blade Finish: Black

Fits Arm:



Adapters Included:

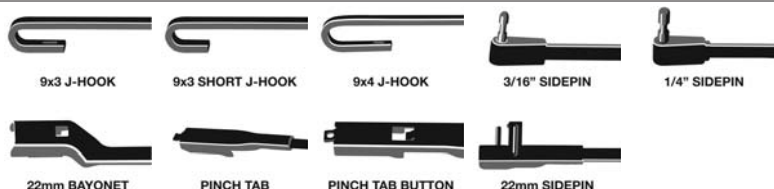


A-28-M

28" 700mm

Blade Finish: Black

Fits Arm:



Adapters Included:



TRANSFORM® BLADES

Fits windshield wiper arm types as illustrated

T-14-UB

14" 350mm

Blade Finish: Black

Fits Arm:



Adapters Included:



T-16-UB

16" 400mm

Blade Finish: Black

Fits Arm:



Adapters Included:



T-17-UB

17" 425mm

Blade Finish: Black

Fits Arm:






































Adapters Included:



TRANSFORM® BLADES

Fits windshield wiper arm types as illustrated

T-18-UB		18" 450mm Blade Finish: Black
Fits Arm:	   9x3 J-HOOK 9x3 SHORT J-HOOK 9x4 J-HOOK	Adapters Included: 
T-19-UB		19" 480mm Blade Finish: Black
Fits Arm:	   9x3 J-HOOK 9x3 SHORT J-HOOK 9x4 J-HOOK	Adapters Included: 
T-20-UB		20" 500mm Blade Finish: Black
Fits Arm:	   9x3 J-HOOK 9x3 SHORT J-HOOK 9x4 J-HOOK	Adapters Included: 
T-21-UB		21" 525mm Blade Finish: Black
Fits Arm:	   9x3 J-HOOK 9x3 SHORT J-HOOK 9x4 J-HOOK	Adapters Included: 
T-22-UB		22" 550mm Blade Finish: Black
Fits Arm:	   9x3 J-HOOK 9x3 SHORT J-HOOK 9x4 J-HOOK	Adapters Included: 
T-24-UB		24" 600mm Blade Finish: Black
Fits Arm:	   9x3 J-HOOK 9x3 SHORT J-HOOK 9x4 J-HOOK	Adapters Included: 
T-26-UB		26" 650mm Blade Finish: Black
Fits Arm:	   9x3 J-HOOK 9x3 SHORT J-HOOK 9x4 J-HOOK	Adapters Included: 

TRANSFORM® BLADES

Fits windshield wiper arm types as illustrated

T-28-UB



28" 700mm

Blade Finish: Black

Fits Arm:



9x3 J-HOOK

9x3 SHORT J-HOOK

9x4 J-HOOK

Adapters Included:



AEROVANTAGE® BLADES

Fits windshield wiper arm types as illustrated

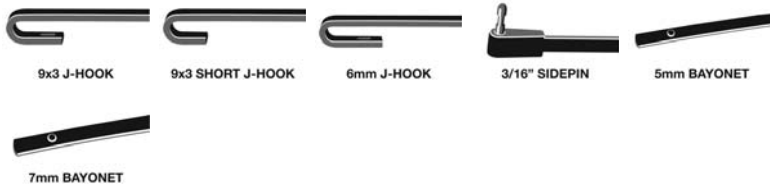
91-10



10" 255mm

Blade Finish: Black

Fits Arm:



9x3 J-HOOK

9x3 SHORT J-HOOK

6mm J-HOOK

3/16" SIDE PIN

5mm BAYONET

7mm BAYONET

Adapters Included:



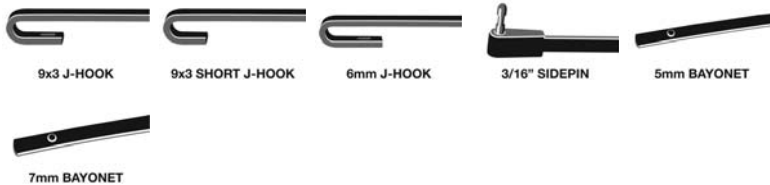
91-11



11" 280mm

Blade Finish: Black

Fits Arm:



9x3 J-HOOK

9x3 SHORT J-HOOK

6mm J-HOOK

3/16" SIDE PIN

5mm BAYONET

7mm BAYONET

Adapters Included:



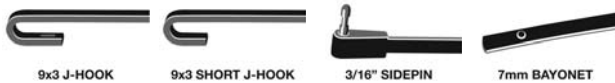
91-12



12" 300mm

Blade Finish: Black

Fits Arm:



9x3 J-HOOK

9x3 SHORT J-HOOK

3/16" SIDE PIN

7mm BAYONET

Adapters Included:



91-13



13" 325mm

Blade Finish: Black

Fits Arm:



9x3 J-HOOK

3/16" SIDE PIN

7mm BAYONET

Adapters Included:



























AEROVANTAGE® BLADES

Fits windshield wiper arm types as illustrated

91-14		14" 350mm Blade Finish: Black
Fits Arm:	9x3 J-HOOK 3/16" SIDE PIN 7mm BAYONET	Adapters Included:
91-15		15" 375mm Blade Finish: Black
Fits Arm:	9x3 J-HOOK 3/16" SIDE PIN 7mm BAYONET	Adapters Included:
91-16		16" 400mm Blade Finish: Black
Fits Arm:	9x3 J-HOOK 3/16" SIDE PIN 7mm BAYONET	Adapters Included:
91-17		17" 425mm Blade Finish: Black
Fits Arm:	9x3 J-HOOK 3/16" SIDE PIN	Adapters Included: NONE
91-18		18" 450mm Blade Finish: Black
Fits Arm:	9x3 J-HOOK 3/16" SIDE PIN 7mm BAYONET	Adapters Included:
91-19		19" 475mm Blade Finish: Black
Fits Arm:	9x3 J-HOOK 9x4 J-HOOK 3/16" SIDE PIN	Adapters Included:
91-20		20" 500mm Blade Finish: Black
Fits Arm:	9x3 J-HOOK 9x4 J-HOOK 3/16" SIDE PIN 1/4" SIDE PIN	Adapters Included:









































AEROVANTAGE® BLADES

Fits windshield wiper arm types as illustrated

91-21		21" 525mm Blade Finish: Black
Fits Arm:	 9x3 J-HOOK  9x4 J-HOOK  1/4" SIDE PIN	Adapters Included: 
91-22		22" 550mm Blade Finish: Black
Fits Arm:	 9x3 J-HOOK  9x4 J-HOOK  1/4" SIDE PIN	Adapters Included: 
91-24		24" 600mm Blade Finish: Black
Fits Arm:	 9x3 J-HOOK  9x4 J-HOOK  1/4" SIDE PIN	Adapters Included: 
91-26		26" 650mm Blade Finish: Black
Fits Arm:	 9x3 J-HOOK  9x4 J-HOOK  1/4" SIDE PIN	Adapters Included: 
91-28		28" 700mm Blade Finish: Black
Fits Arm:	 9x3 J-HOOK  9x4 J-HOOK  1/4" SIDE PIN	Adapters Included: NONE


































31-SERIES BLADES

Fits windshield wiper arm types as illustrated

31-10		10" 255mm Blade Finish: Black
Fits Arm:	 9x3 J-HOOK  9x3 SHORT J-HOOK  6mm J-HOOK  3/16" SIDEPIN  5mm BAYONET  7mm BAYONET	Adapters Included: 
31-11		11" 280mm Blade Finish: Black
Fits Arm:	 9x3 J-HOOK  9x3 SHORT J-HOOK  6mm J-HOOK  3/16" SIDEPIN  5mm BAYONET  7mm BAYONET	Adapters Included: 
31-12		12" 305mm Blade Finish: Black
Fits Arm:	 9x3 J-HOOK  9x3 SHORT J-HOOK  3/16" SIDEPIN  5mm BAYONET  7mm BAYONET	Adapters Included: 
31-13		13" 325mm Blade Finish: Black
Fits Arm:	 9x3 J-HOOK  3/16" SIDEPIN  5mm BAYONET  7mm BAYONET	Adapters Included: 
31-14		14" mm Blade Finish: Black
Fits Arm:	 9x3 J-HOOK  3/16" SIDEPIN  5mm BAYONET  7mm BAYONET	Adapters Included: 
31-15		15" 375mm Blade Finish: Black
Fits Arm:	 9x3 J-HOOK  3/16" SIDEPIN  7mm BAYONET	Adapters Included: 













31-SERIES BLADES

Fits windshield wiper arm types as illustrated

31-16		16" 405mm Blade Finish: Black
Fits Arm:	 9x3 J-HOOK  3/16" SIDE PIN  7mm BAYONET	Adapters Included: 
31-17		17" 430mm Blade Finish: Black
Fits Arm:	 9x3 J-HOOK  3/16" SIDE PIN	Adapters Included: NONE
31-18		18" 455mm Blade Finish: Black
Fits Arm:	 9x3 J-HOOK  3/16" SIDE PIN  7mm BAYONET	Adapters Included: 
31-19		19" 480mm Blade Finish: Black
Fits Arm:	 9x3 J-HOOK  9x4 J-HOOK  3/16" SIDE PIN	Adapters Included: 
31-20		20" 505mm Blade Finish: Black
Fits Arm:	 9x3 J-HOOK  9x4 J-HOOK  1/4" SIDE PIN	Adapters Included: 
31-21		21" 535mm Blade Finish: Black
Fits Arm:	 9x3 J-HOOK  9x4 J-HOOK  1/4" SIDE PIN	Adapters Included: 
31-22		22" 555mm Blade Finish: Black
Fits Arm:	 9x3 J-HOOK  9x4 J-HOOK  1/4" SIDE PIN	Adapters Included: 


















31-SERIES BLADES

Fits windshield wiper arm types as illustrated

31-24		24" 605mm Blade Finish: Black
Fits Arm:	  	Adapters Included: 
31-26		26" 660mm Blade Finish: Black
Fits Arm:	 	Adapters Included: 
31-28		28" 710mm Blade Finish: Black
Fits Arm:	 	Adapters Included: NONE




























WINTER BLADES

Fits windshield wiper arm types as illustrated

30-11		11" 275mm Blade Finish: Black
Fits Arm:	   	Adapters Included: 
30-13		13" 330mm Blade Finish: Black
Fits Arm:	   	Adapters Included: 
30-15		15" 380mm Blade Finish: Black
Fits Arm:	  	Adapters Included: 





























WINTER BLADES

Fits windshield wiper arm types as illustrated

30-16		16" 410mm Blade Finish: Black
Fits Arm:	 9x3 J-HOOK  3/16" SIDE PIN  7mm BAYONET	Adapters Included: 
30-18		18" 455mm Blade Finish: Black
Fits Arm:	 9x3 J-HOOK  3/16" SIDE PIN  7mm BAYONET	Adapters Included: 
30-20		20" 505mm Blade Finish: Black
Fits Arm:	 9x3 J-HOOK  9x4 J-HOOK  3/16" SIDE PIN  1/4" SIDE PIN	Adapters Included:  
30-22		22" 555mm Blade Finish: Black
Fits Arm:	 9x3 J-HOOK  9x4 J-HOOK  1/4" SIDE PIN	Adapters Included: 
30-24		24" 605mm Blade Finish: Black
Fits Arm:	 9x3 J-HOOK  9x4 J-HOOK  1/4" SIDE PIN	Adapters Included: 





WINTER OE BLADES

Fits windshield wiper arm types as illustrated

30-18-OE		18" 455mm Blade Finish: Black
Fits Arm:	  	Adapters Included:   
30-20-OE		20" 505mm Blade Finish: Black
Fits Arm:	  	Adapters Included:   
30-22-OE		22" 555mm Blade Finish: Black
Fits Arm:	  	Adapters Included:   
30-24-OE		24" 605mm Blade Finish: Black
Fits Arm:	  	Adapters Included:   















AR-SERIES BLADES

Fits windshield wiper arm types as illustrated

AR-11A		11" 275mm Blade Finish: Black
Fits Arm:		Adapters Included: NONE
AR-12A		12" 305mm Blade Finish: Black
Fits Arm:		Adapters Included: NONE







AR-SERIES BLADES

Fits windshield wiper arm types as illustrated

AR-12B			12" 305mm Blade Finish: Black
Fits Arm:	 ROC LOCK 3	Adapters Included: NONE	
AR-12E			12" 305mm Blade Finish: Black
Fits Arm:	 SNAP CLAW	Adapters Included: NONE	
AR-12F			12" 305mm Blade Finish: Black
Fits Arm:	 ROC LOCK 2	Adapters Included: 	
AR-14A			14" 350mm Blade Finish: Black
Fits Arm:	 ROC LOCK 2	Adapters Included: NONE	
AR-14B			14" 350mm Blade Finish: Black
Fits Arm:	 ROC LOCK 3	Adapters Included: NONE	
AR-14C			14" 350mm Blade Finish: Black
Fits Arm:	 SLIDE PINCH	Adapters Included: NONE	
AR-14D			14" 350mm Blade Finish: Black
Fits Arm:	 SNAP CLAW	Adapters Included: NONE	













AR-SERIES BLADES

Fits windshield wiper arm types as illustrated

AR-16A		16" 400mm Blade Finish: Black
Fits Arm:  ROC LOCK 2	Adapters Included: NONE	
AR-16B		16" 400mm Blade Finish: Black
Fits Arm:  ROC LOCK 3	Adapters Included: NONE	
AR-16E		16" 400mm Blade Finish: Black
Fits Arm:  SNAP CLAW	Adapters Included: NONE	



















VINTAGE BLADES

Fits windshield wiper arm types as illustrated

20-09				9" 228mm Blade Finish: Silver
Fits Arm:	 DEAD LOCKER	 SADDLE HOOK	 WRIST ACTION	Adapters Included: NONE
20-10				10" 255mm Blade Finish: Silver
Fits Arm:	 DEAD LOCKER	 SADDLE HOOK	 WRIST ACTION	Adapters Included: NONE
20-11				11" 280mm Blade Finish: Silver
Fits Arm:	 DEAD LOCKER	 SADDLE HOOK	 WRIST ACTION	Adapters Included: NONE












VINTAGE BLADES

Fits windshield wiper arm types as illustrated

20-12		12" 305mm Blade Finish: Silver
Fits Arm:	   	Adapters Included: 
20-13		13" 320mm Blade Finish: Silver
Fits Arm:		Adapters Included: NONE
20-15		15" 370mm Blade Finish: Silver
Fits Arm:		Adapters Included: NONE
20-16		16" 400mm Blade Finish: Silver
Fits Arm:	  	Adapters Included: NONE
20-18		18" 450mm Blade Finish: Silver
Fits Arm:	  	Adapters Included: NONE


























SPECIALTY BLADES

Fits windshield wiper arm types as illustrated

22-20		20" 505mm Blade Finish: Black
Fits Arm:  3/16" SIDEPIN	Adapters Included: NONE	
22-21-SL		21" 530mm Blade Finish: Black
Fits Arm:  SLIDE LATCH	Adapters Included: NONE	
22-24		24" 600mm Blade Finish: Black
Fits Arm:  REVERSE 9x4 J-HOOK	Adapters Included: NONE	
22-26-SL		26" 650mm Blade Finish: Black
Fits Arm:  SLIDE LATCH	Adapters Included: NONE	
22-32		32" 800mm Blade Finish: Black
Fits Arm:   9x3 J-HOOK 9x4 J-HOOK	Adapters Included: NONE	























TEN-EDGE BLADES

Fits windshield wiper arm types as illustrated

6" / 152mm		
51-06		Blade Finish: Silver Element: Natural Rubber
Fits Arm:   0.200" SADDLE 0.250" SADDLE		Adapters Included: 
7" / 178mm		
51-07		Blade Finish: Silver Element: Natural Rubber
Fits Arm:   0.200" SADDLE 0.250" SADDLE		Adapters Included: 
8" / 205mm		
51-08		Blade Finish: Silver Element: Natural Rubber
Fits Arm:   0.200" SADDLE 0.250" SADDLE		Adapters Included: 
9" / 229mm		
51-09		Blade Finish: Silver Element: Natural Rubber
Fits Arm:   0.200" SADDLE 0.250" SADDLE		Adapters Included: 
10" / 255mm		
51-10		Blade Finish: Silver Element: Natural Rubber
Fits Arm:   0.200" SADDLE 0.250" SADDLE		Adapters Included: 
11" / 280mm		
51-11		Blade Finish: Silver Element: Natural Rubber
54-11		Blade Finish: Silver Element: HYCAR Synthetic
Fits Arm:   0.200" SADDLE 0.250" SADDLE		Adapters Included: 





















TEN-EDGE BLADES

Fits windshield wiper arm types as illustrated

12" / 305mm		
51-12		Blade Finish: Silver Element: Natural Rubber
Fits Arm:   0.200" SADDLE 0.250" SADDLE		Adapters Included: 
13" / 330mm		
51-13		Blade Finish: Silver Element: Natural Rubber
57-23		Blade Finish: Black Element: Natural Rubber
54-13		Blade Finish: Silver Element: HYCAR Synthetic
Fits Arm:   0.200" SADDLE 0.250" SADDLE		Adapters Included: 
14" / 355mm		
51-14		Blade Finish: Silver Element: Natural Rubber
57-24		Blade Finish: Black Element: Natural Rubber
54-14		Blade Finish: Silver Element: HYCAR Synthetic
Fits Arm:   0.200" SADDLE 0.250" SADDLE		Adapters Included: 
15" / 380mm		
51-15		Blade Finish: Silver Element: Natural Rubber
57-25		Blade Finish: Black Element: Natural Rubber
54-15		Blade Finish: Silver Element: HYCAR Synthetic
Fits Arm:   0.200" SADDLE 0.250" SADDLE		Adapters Included: 















TEN-EDGE BLADES

Fits windshield wiper arm types as illustrated

16" / 405mm		
51-16		Blade Finish: Silver Element: Natural Rubber
57-26		Blade Finish: Black Element: Natural Rubber
54-16		Blade Finish: Silver Element: HYCAR Synthetic
Fits Arm:   0.200" SADDLE 0.250" SADDLE		Adapters Included: 
17" / 430mm		
51-17		Blade Finish: Silver Element: Natural Rubber
Fits Arm:   0.200" SADDLE 0.250" SADDLE		Adapters Included: 
18" / 455mm		
51-18		Blade Finish: Silver Element: Natural Rubber
57-28		Blade Finish: Black Element: Natural Rubber
54-18		Blade Finish: Silver Element: HYCAR Synthetic
Fits Arm:   0.200" SADDLE 0.250" SADDLE		Adapters Included: 
19" / 480mm		
51-19		Blade Finish: Silver Element: Natural Rubber
Fits Arm:   0.200" SADDLE 0.250" SADDLE		Adapters Included: 






TEN-EDGE BLADES

Fits windshield wiper arm types as illustrated

20" / 510mm		
51-20		Blade Finish: Silver Element: Natural Rubber
57-30		Blade Finish: Black Element: Natural Rubber
54-20		Blade Finish: Silver Element: HYCAR Synthetic
Fits Arm:   0.200" SADDLE 0.250" SADDLE		Adapters Included: 
21" / 535mm		
51-21		Blade Finish: Silver Element: Natural Rubber
Fits Arm:   0.200" SADDLE 0.250" SADDLE		Adapters Included: 
22" / 558mm		
51-22		Blade Finish: Silver Element: Natural Rubber
Fits Arm:   0.200" SADDLE 0.250" SADDLE		Adapters Included: 






















CLEAR-FLEX BLADES

Fits windshield wiper arm types as illustrated

10" / 255mm		
52-10		Blade Finish: Silver Element: Natural Rubber
57-05		Blade Finish: Black Element: Natural Rubber
Fits Arm:   0.200" SADDLE 0.250" SADDLE		Adapters Included: 



















CLEAR-FLEX BLADES

Fits windshield wiper arm types as illustrated

12" / 305mm		
52-12		Blade Finish: Silver Element: Natural Rubber
57-06		Blade Finish: Black Element: Natural Rubber
55-12		Blade Finish: Silver Element: HYCAR Synthetic
Fits Arm:   0.200" SADDLE 0.250" SADDLE		Adapters Included: 
14" / 355mm		
52-14		Blade Finish: Silver Element: Natural Rubber
57-04		Blade Finish: Black Element: Natural Rubber
Fits Arm:   0.200" SADDLE 0.250" SADDLE		Adapters Included: 
15" / 380mm		
52-15		Blade Finish: Black Element: Natural Rubber
Fits Arm:   0.200" SADDLE 0.250" SADDLE		Adapters Included: 
16" / 405mm		
52-16		Blade Finish: Silver Element: Natural Rubber
57-08		Blade Finish: Black Element: Natural Rubber
55-16		Blade Finish: Silver Element: HYCAR Synthetic
Fits Arm:   0.200" SADDLE 0.250" SADDLE		Adapters Included: 



CLEAR-FLEX BLADES

Fits windshield wiper arm types as illustrated

18" / 460mm		
52-18		Blade Finish: Silver Element: Natural Rubber Standard Bridge Height
57-09		Blade Finish: Black Element: Natural Rubber Standard Bridge Height
57-01		Blade Finish: Silver Element: Natural Rubber HY-BRIDGE Design
57-18		Blade Finish: Black Element: Natural Rubber HY-BRIDGE Design
55-18		Blade Finish: Silver Element: HYCAR Synthetic Standard Bridge Height
Fits Arm:  0.200" SADDLE  0.250" SADDLE		Adapters Included: 
20" / 510mm		
52-20		Blade Finish: Silver Element: Natural Rubber
57-10		Blade Finish: Black Element: Natural Rubber
55-20		Blade Finish: Silver Element: HYCAR Synthetic
Fits Arm:  0.200" SADDLE  0.250" SADDLE		Adapters Included: 
22" / 560mm		
57-12		Blade Finish: Black Element: Natural Rubber
Fits Arm:  1/2" SADDLE		Adapters Included: NONE
24" / 610mm		
57-14		Blade Finish: Black Element: Natural Rubber
Fits Arm:  1/2" SADDLE		Adapters Included: NONE








CLEAR-FLEX BLADES

Fits windshield wiper arm types as illustrated

26" / 660mm		
52-26		Blade Finish: Silver Element: Natural Rubber
52-27		Blade Finish: Black Element: Natural Rubber
Fits Arm:  1/2" SADDLE		Adapters Included: NONE



















CLEAR-FLEX PIN TYPE BLADES

Fits windshield wiper arm types as illustrated

20" / 510mm		
52-28		Blade Finish: Silver Element: Natural Rubber
57-40		Blade Finish: Black Element: Natural Rubber
Fits Arm:  1/4" SIDE PIN		Adapters Included: NONE
22" / 565mm		
57-22		Blade Finish: Silver Element: Natural Rubber
Fits Arm:  1/4" SIDE PIN		Adapters Included: NONE
24" / 610mm		
52-24		Blade Finish: Black Element: Natural Rubber
Fits Arm:  1/4" SIDE PIN		Adapters Included: NONE





















MEDIUM DUTY BLADES

Fits windshield wiper arm types as illustrated

20" / 515mm		
50-20		Blade Finish: Black Element: Natural Rubber
Fits Arm:  0.535" - 0.640" SADDLE	Adapters Included: 	
22" / 560mm		
50-22		Blade Finish: Black Element: Natural Rubber
Fits Arm:  0.535" - 0.640" SADDLE	Adapters Included: 	
24" / 610mm		
50-24		Blade Finish: Black Element: Natural Rubber
Fits Arm:  0.535" - 0.640" SADDLE	Adapters Included: 	
26" / 655mm		
50-26		Blade Finish: Black Element: Natural Rubber
Fits Arm:  0.535" - 0.640" SADDLE	Adapters Included: 	
28" / 700mm		
50-28		Blade Finish: Black Element: Natural Rubber
Fits Arm:  0.535" - 0.640" SADDLE	Adapters Included: 	
32" / 795mm		
50-32		Blade Finish: Black Element: Natural Rubber
Fits Arm:  0.535" - 0.640" SADDLE	Adapters Included: 	





HEAVY DUTY WINTER BLADES

Fits windshield wiper arm types as illustrated

13" / 330mm		
59-13		Blade Finish: Black Element: Natural Rubber
Fits Arm:	 0.200" SADDLE  0.250" SADDLE	Adapters Included: 
15" / 380mm		
59-15		Blade Finish: Black Element: Natural Rubber
Fits Arm:	 0.200" SADDLE  0.250" SADDLE	Adapters Included: 
16" / 410mm		
59-16		Blade Finish: Black Element: Natural Rubber
Fits Arm:	 0.200" SADDLE  0.250" SADDLE	Adapters Included: 
18" / 455mm		
59-18		Blade Finish: Black Element: Natural Rubber
Fits Arm:	 0.200" SADDLE  0.250" SADDLE	Adapters Included: 
59-19		Blade Finish: Black Element: Natural Rubber
Fits Arm:	 1/2" SADDLE	Adapters Included: NONE
20" / 505mm		
59-20		Blade Finish: Black Element: Natural Rubber
Fits Arm:	 1/2" SADDLE	Adapters Included: NONE

HEAVY DUTY WINTER BLADES

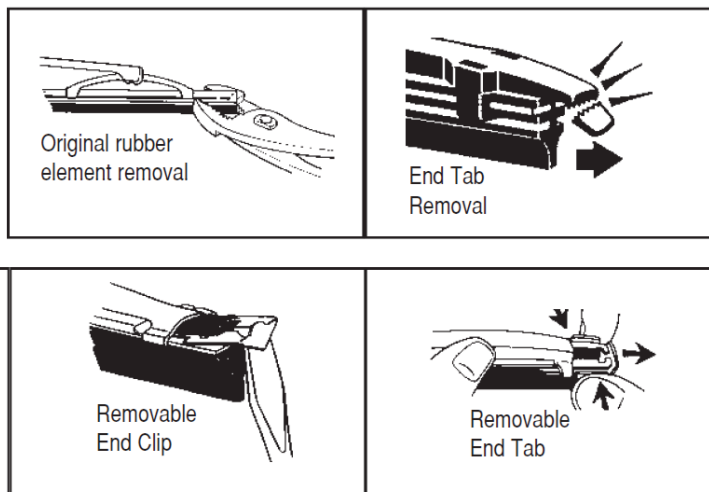
Fits windshield wiper arm types as illustrated

22" / 555mm		
59-22		Blade Finish: Black Element: Natural Rubber
Fits Arm:  1/2" SADDLE		Adapters Included: NONE
24" / 605mm		
59-24		Blade Finish: Black Element: Natural Rubber
Fits Arm:  1/2" SADDLE		Adapters Included: NONE

Element Removal

Original rubber elements can usually be removed from the blade structure with little effort and few tools. The type of blade on your vehicle will determine how the element should be removed. In many cases the element can simply be pulled from the bridge claws with your hands or a pair of pliers. Grasp the end of the element firmly and pull with constant pressure from one end of the blade.

If there is a removable end tab, pinch the sides of the end tab and pull outward. Or use a screwdriver to lift up and remove the end tab. If the end tab is not removable it should be snapped off before removing the rubber element.



ANCO Wiper Blade Refill Product Descriptions

Refills with Plastic Flexors:

N-Series (N-xxR) Narrow Series Refills: Narrow rail refills for wipers blades with square and trapezoid claws.

U-Series (U-xxR) Universal Series Refills: Refills for wipers blades with square claws. These refills are compatible with ANCO 31-Series wiper blades.

W-Series (W-xxR) Wide Series Refills: Refills for wiper blades with square claws.

Refills with Metal Flexors:

19-Series (19-xx) Stainless Steel Series Refills: Premium refill for automotive applications.

53-Series (53-xx) Clear-Flex Natural Rubber Refills: Refills for ANCO Clear-Flex Heavy Duty Wiper Blades. These refills are made with premium natural rubber.

56-Series (56-xx) Clear-Flex HYCAR Synthetic Rubber Refills: Refills for ANCO Clear-Flex Heavy Duty Wiper Blades. These refills are made with HYCAR Synthetic Rubber. Recommended for when the wiping element comes in contact with petroleum-based products.

ANCO Automotive Wiper Blade Refills and Specifications

	0.261"	0.240"	0.296"	0.340"	0.354"	0.365"	0.260"	0.300"
Refill Length:								
12"	N-12R						19-12	
13"	N-13R						19-13	
14"	N-14R						19-14	
15"	N-15R			U-15R			19-15	
16"		N-16R		U-16R			19-16	
17"		N-17R		U-17R			19-17	
18"		N-18R		U-18R			19-18	
19"		N-19R			U-19R		19-19	
20"		N-20R	W-20R			U-20R		19-20
21"		N-21R	W-21R			U-21R		19-21
22"		N-22R	W-22R			U-22R		19-22
24"		N-24R	W-24R			U-24R		19-24
28"			W-28R					19-28

ANCO Heavy Duty Wiper Blade Refills and Specifications for Clear-Flex Blades

	Natural Rubber	HYCAR Synthetic Rubber
Refill Length:		
12"	53-12	
14"	53-14	56-14
15"	53-15	
16"	53-15	53-16
18"	53-18	56-18
20"	53-20	56-20

Assortment Pack

48-15



Wiper Blade-to-Arm Connector Assortment

Contents: (6) 48-05, (6) 48-06, (6) 48-08, (6) 48-09, (6) 48-10, (6) 48-11, (6) 48-12, (4) 48-13, (6) 48-14

Beam Blade Adapters - Contour N-Series

MC-7²



Master Connector, 19MM Bayonet

MC-8²



Master Connector, 19MM Side Pin

Beam Blade Adapters - Contour OE-Series

MC-9²



Master Connector, Contour
OE Connector

MC-10²



Master Connector, Contour
22mm Side Pin

MC-13¹



Master Connector, Flat Bayonet

Beam Blade Adapters - Profile M-Series (continued)

<p>MC-11¹</p>  <p>Master Connector, M Series Hook Pin Connector</p>	<p>MC-12¹</p>  <p>Master Connector, M Series OE Connector</p>
--	---

Beam Blade Adapters - Profile Shop Pack

<p>MC-1</p>  <p>Master Connector, 9x3mm J-Hook</p>	<p>MC-1B²</p>  <p>Master Connector, 9x3mm J-Hook</p>	<p>MC-2</p>  <p>Master Connector, 9x4mm J-Hook Shim use w/ MC1</p>	<p>MC-3</p>  <p>Master Connector, 22MM Bayonet</p>
<p>MC-4</p>  <p>Master Connector, Pinch Tab</p>	<p>MC-5</p>  <p>Master Connector, 22MM Side Pin</p>	<p>MC-6</p>  <p>Master Connector, 3/16" & 1/4" Side Pin</p>	

Beam Blade Adapters - Winter OE-Series (continued)

<p>MC-3</p>  <p>Master Connector, 22MM Bayonet</p>	<p>MC-4</p>  <p>Master Connector, Pinch Tab</p>	<p>MC-5</p>  <p>Master Connector, 22MM Side Pin</p>	
--	---	--	--

Conventional Blade Adapters

<p>47-63</p>  <p>5mm Bayonet to Dead-Locker Rectifier (20-Series Blade)</p>	<p>47-91</p>  <p>Connector Shim for 7mm to 5mm Bayonet (use w/ 48-12)</p>	<p>48-05</p>  <p>Adapter - Double Ended Pin to 3/16" Side Pin - 6 pack</p>	<p>48-06</p>  <p>Adapter - 9x3mm Short J-Hook (15-28" blades)</p>
<p>48-07</p>  <p>Adapter - 9x3mm Short J-Hook (12-14" blades)</p>	<p>48-08</p>  <p>Adapter - 2 Screw Bayonet to 3/16" Side Pin - 6 pack</p>	<p>48-09</p>  <p>Connector - 3/16" Pin & 9x3mm J-Hook - 6 pack</p>	<p>48-10</p>  <p>Connector - 1/4" Pin & 9x3mm J-Hook - 6 pack</p>

Conventional Blade Adapters (continued)

48-11  9x4mm J-Hook Shim - 6 pack	48-12  Adapter - 7mm Bayonet to 9x3mm J-Hook - 6 pack	48-17  Adapter - 9.5mm Bayonet to 9x3mm J-Hook	48-18  9x4mm J-Hook Shim for Winter Blade
---	---	---	---

Heavy Duty Saddle Blade Hardware

47-11  Stop Nut for 5-40 Std. Saddle Screw	47-14  5-40 X 3/4" Screw for Std. Saddle	47-40  HD Clear-Flex Bridge Spacer for Trico Arms
---	---	--

Refill Components


47-33  End Clip for HD Clear-Flex Blade & Refill	48-14  End Cap for N-Series Refills - 6 pack
--	--

Introducing...

ANCO® MC13 Connector

The ANCO® MC13 Connector covers Mini Cooper and Saab applications with flat bayonet connection type.

- ***Ships in a clamshell with 2 pieces per package***
- ***Use with appropriate length Contour OE wiper blades***
- ***Compatible with Profile® Shop Pack and Winter OE blades***



Year	Make	Model	DS	PS
2009-08	Saab	9-5	22"	22"
2014-13	Mini	Cooper (including John Cooper Works versions)	18"	19"
2014-13	Mini	Cooper Clubman (including John Cooper Works versions)	18"	19"



WIPER ARM INTERFERENCE NOTICE

This notification is to advise you of the potential for interference between the wiper blade and wiper arm with certain installations.

This could be due to a stabilizer guide clip (A) that comes pre-installed on the wiper arm from the factory.








This clip may not allow the replacement blade to properly interface with the wiper arm leading to abnormal blade-to-windshield contact (B).

If you encounter this interference issue, simply remove the factory guide clip from the wiper arm and re-install the replacement wiper blade.








A list of known vehicles with this potential issue is listed below.

MAKE	MODEL	YEARS
Honda	Odyssey	2005-2014
Honda	Accord	2003-2007
Acura	MDX	2007-2013
Acura	TSX	2004-2005
BMW	X5	2000-2006










			BEAM		HYBRID	CONVENTIONAL		SPECIALTY	
MAKE	MODEL	Pos							
Year	Notes								
ACURA									
CL									
2003-2001		Driver	C-24-UB	A-24-M	T-24-UB	91-24	31-24	30-24	---
		Pass	C-19-UB	A-19-M	T-19-UB	91-19	31-19	30-18	---
1999-1997		Driver	C-24-UB	A-24-M	T-24-UB	91-24	31-24	30-24	---
		Pass	C-19-UB	A-19-M	T-19-UB	91-19	31-19	30-18	---
CSX									
2011-2008		Driver	C-26-UB	A-26-M	T-26-UB	91-26	31-26	30-24	---
		Pass	C-24-UB	A-24-M	T-24-UB	91-24	31-24	30-24	---
2007-2006		Driver	C-26-UB	A-26-M	T-26-UB	91-26	31-26	30-24	---
		Pass	C-24-UB	A-24-M	T-24-UB	91-24	31-24	30-24	---
EL									
2005-2001		Driver	C-21-UB	A-21-M	T-21-UB	91-21	31-21	30-20	---
		Pass	C-19-UB	A-19-M	T-19-UB	91-19	31-19	30-18	---
2000-1997		Driver	C-20-UB	A-20-M	T-20-UB	91-20	31-20	30-20	---
		Pass	C-18-UB	A-18-M	T-18-UB	91-18	31-18	30-18	---
ILX									
2014-2013		Driver	C-26-UB	A-26-M	T-26-UB	91-26	31-26	30-24	---
		Pass	C-19-UB	A-19-M	T-19-UB	91-19	31-19	30-18	---
INTEGRA									
2001-1994		Driver	C-22-UB	A-22-M	T-22-UB	91-22	31-22	30-22	---
		Pass	C-18-UB	A-18-M	T-18-UB	91-18	31-18	30-18	---
	Hatchback	Rear	C-19-UB	A-19-M	T-19-UB	91-19	31-19	30-18	---
1993-1990		Driver	C-20-UB	A-20-M	T-20-UB	91-20	31-20	30-20	---
		Pass	C-19-UB	A-19-M	T-19-UB	91-19	31-19	30-18	---
	Hatchback	Rear	C-19-UB	A-19-M	T-19-UB	91-19	31-19	30-18	---
1989-1986		Front	C-19-UB	A-19-M	T-19-UB	91-19	31-19	30-18	---
		Rear	C-18-UB	A-18-M	T-18-UB	91-18	31-18	30-18	---
LEGEND									
1995-1991		Driver	C-22-UB	A-22-M	T-22-UB	91-22	31-22	30-22	---
		Pass	C-18-UB	A-18-M	T-18-UB	91-18	31-18	30-18	---
1990-1986		Front	C-19-UB	A-19-M	T-19-UB	91-19	31-19	30-18	---
MDX									
2014		Driver	C-26-UB	A-26-M	T-26-UB	91-26	31-26	30-24	---
		Pass	C-20-UB	A-20-M	T-20-UB	91-20	31-20	30-20	---
		Rear	---	---	---	---	---	---	AR-12B
2013-2007		Driver	C-26-UB ⁵	A-26-M ⁵	T-26-UB ⁵	91-26 ⁵	31-26 ⁵	30-24 ⁵	---
		Pass	C-21-UB	A-21-M	T-21-UB	91-21	31-21	30-20	---
		Rear	---	---	---	---	---	---	AR-12B
2006-2001		Driver	C-24-UB	A-24-M	T-24-UB	91-24	31-24	30-24	---
		Pass	C-21-UB	A-21-M	T-21-UB	91-21	31-21	30-20	---
NSX									
2005-1991		Driver	C-22-UB	A-22-M	T-22-UB	91-22	31-22	30-22	---
		Pass	C-21-UB	A-21-M	T-21-UB	91-21	31-21	30-20	---
RDX									
2014-2007		Driver	C-26-UB	A-26-M	T-26-UB	91-26	31-26	30-24	---
		Pass	C-16-UB	A-16-M	T-16-UB	91-16	31-16	30-16	---
		Rear	---	---	---	---	---	---	AR-14B








⁵May Need to Remove Stabilizer Bracket

			BEAM		HYBRID	CONVENTIONAL		SPECIALTY	
MAKE	MODEL	Pos							
Year	Notes								
ACURA (cont.)									
RL									
2004-1996		Driver	C-22-UB	A-22-M	T-22-UB	91-22	31-22	30-22	---
		Pass	C-19-UB	A-19-M	T-19-UB	91-19	31-19	30-18	---
RLX									
2014		Driver	C-26-UB	A-26-M	T-26-UB	91-26	31-26	30-24	---
		Pass	C-19-UB	A-19-M	T-19-UB	91-19	31-19	30-18	---
RSX									
2006-2002		Driver	C-24-UB	A-24-M	T-24-UB	91-24	31-24	30-24	---
		Pass	C-19-UB	A-19-M	T-19-UB	91-19	31-19	30-18	---
		Rear	C-20-UB	A-20-M	T-20-UB	91-20	31-20	30-20	---
SLX									
1999-1996		Front	C-20-UB	A-20-M	T-20-UB	91-20	31-20	30-20	---
		Rear	C-15-UB	A-15-M	T-14-UB	91-15	31-15	30-15	---
TL									
2014-2004		Driver	C-26-UB	A-26-M	T-26-UB	91-26	31-26	30-24	---
		Pass	C-19-UB	A-19-M	T-19-UB	91-19	31-19	30-18	---
2003-1995		Driver	C-24-UB	A-24-M	T-24-UB	91-24	31-24	30-24	---
		Pass	C-19-UB	A-19-M	T-19-UB	91-19	31-19	30-18	---
TSX									
2014-2011		Driver	C-24-UB	A-24-M	T-24-UB	91-24	31-24	30-24	---
		Pass	C-22-UB	A-22-M	T-22-UB	91-22	31-22	30-22	---
	Wagon	Rear	---	---	---	---	---	---	AR-12B
2010-2009		Driver	C-24-UB	A-24-M	T-24-UB	91-24	31-24	30-24	---
		Pass	C-22-UB	A-22-M	T-22-UB	91-22	31-22	30-22	---
2008-2004		Driver	C-26-UB ⁵	A-26-M ⁵	T-26-UB ⁵	91-26 ⁵	31-26 ⁵	30-24 ⁵	---
		Pass	C-15-UB	A-15-M	T-14-UB	91-15	31-15	30-15	---
VIGOR									
1994-1992		Driver	C-24-UB	A-24-M	T-24-UB	91-24	31-24	30-24	---
		Pass	C-19-UB	A-19-M	T-19-UB	91-19	31-19	30-18	---
ZDX									
2013-2010		Driver	C-26-UB	A-26-M	T-26-UB	91-26	31-26	30-24	---
		Pass	C-19-UB	A-19-M	T-19-UB	91-19	31-19	30-18	---
ALFA ROMEO									
164									
1995-1994		Front	C-21-UB ²	A-21-M	T-21-UB	91-21 ²	31-21 ²	30-20 ²	---
1993-1991		Front	C-21-UB	A-21-M	T-21-UB	91-21	31-21	30-20	---
1900, 1900C									
1958-1951		Front	---	---	---	---	---	---	20-10
2000									
1962-1958		Front	---	---	---	---	31-12	30-11	20-12 ⁶
2600									
1965-1962		Front	---	---	---	---	31-12	30-11	20-12 ⁶
4C									
2014	Single Blade	Front	C-24-OE	A-24-M	---	---	---	30-24-OE	---








²To install blade, use included 9x4mm Shim; ⁵May Need to Remove Stabilizer Bracket; ⁶To replace OEM blade use included 5mm Bayonet to Dead Locker Rectifier (part number 47-63)

MAKE	MODEL	Pos	BEAM		HYBRID	CONVENTIONAL		SPECIALTY	
									
Year	Notes								
ALFA ROMEO (cont.)									
8C									
2008	Single Blade Wipers	Front	C-20-UB	A-20-M	T-20-UB	91-20	31-20	30-20	---
ALFETTA									
1977-1975		Front	C-16-UB ¹	---	---	91-16¹	31-16¹	30-16 ¹	---
BERLINA									
1974-1969		Front	C-16-UB ³	A-16-M ³	---	91-16³	31-16³	30-16 ³	---
GIULIA									
1965-1962		Front	---	---	---	---	31-12	30-11	20-12 ⁶
GIULIA SPRINT									
1965-1962		Front	---	---	---	---	31-12	30-11	20-12 ⁶
GIULIETTA									
1963-1958		Front	---	---	---	---	31-12	30-11	20-12 ⁶
1957-1954		Front	---	---	---	---	---	---	20-12
GT VELOCE									
1974-1969		Front	C-16-UB ³	A-16-M ³	---	91-16³	31-16³	30-16 ³	---
GTA									
1965		Front	---	---	---	---	31-12	30-11	20-12 ⁶
GTC									
1964		Front	---	---	---	---	31-12	30-11	20-12 ⁶
GTV									
1968-1967		Front	C-16-UB ³	A-16-M ³	---	91-16³	31-16³	30-16 ³	---
1965		Front	---	---	---	---	31-12	30-11	20-12 ⁶
GTV-6									
1986-1981		Front	C-16-UB	A-16-M	T-16-UB	91-16	31-16	30-16	---
GTZ									
1964		Front	---	---	---	---	31-12	30-11	20-12 ⁶
MILANO									
1989-1987		Front	C-18-UB	A-18-M	T-18-UB	91-18	31-18	30-18	---
MONTREAL									
1974-1972		Front	C-16-UB ³	A-16-M ³	---	91-16³	31-16³	30-16 ³	---
SPIDER									
1994-1971		Front	C-16-UB	A-16-M	T-16-UB	91-16	31-16	30-16	---
1970-1969		Front	---	---	---	91-13¹	31-13¹	30-13 ¹	---
SPORT									
1979-1978		Front	C-16-UB ¹	---	---	91-16¹	31-16¹	30-16 ¹	---
SPRINT									
1979-1977		Front	C-16-UB ¹	---	---	91-16¹	31-16¹	30-16 ¹	---
TZ									
1965		Front	---	---	---	---	31-12	30-11	20-12 ⁶
ALLSTATE									
A-230									
1953-1952		Front	---	---	---	---	---	---	20-11
A-240									
1953-1952		Front	---	---	---	---	---	---	20-11








¹To replace OE-style blade, use included 7mm Bayonet connector; ³To replace OEM blade use Double End Pin Adapter (part number 48-05) - Not Included; ⁶To replace OEM blade use included 5mm Bayonet to Dead Locker Rectifier (part number 47-63)

			BEAM		HYBRID	CONVENTIONAL		SPECIALTY	
MAKE	MODEL	Pos							
Year	Notes								
AM GENERAL									
HUMMER									
2001-1995		Front	---	---	---	91-12	31-12	30-11	---
1994-1992	w/ Saddle Style Arm	Front	---	---	---	---	---	---	51-11
	w/ Side-Pin Style Arm	Front	---	---	---	91-12	31-12	30-11	---
AMERICAN MOTORS / RAMBLER									
ALL									
1964		Front	C-15-UB ¹	---	---	91-15 ¹	31-15 ¹	30-15 ¹	---
1963-1962	American	Front	---	---	---	---	31-13	30-13	---
	All Others	Front	C-15-UB ¹	---	---	91-15 ¹	31-15 ¹	30-15 ¹	---
1961	Ambassador	Front	C-15-UB ¹	---	---	91-15 ¹	31-15 ¹	30-15 ¹	---
	American	Front	---	---	---	---	31-13	30-13	---
	All Others	Front	---	---	---	---	31-12	30-11	20-12 ⁶
1960	Ambassador	Front	C-15-UB ¹	---	---	91-15 ¹	31-15 ¹	30-15 ¹	---
	American	Front	---	---	---	---	---	---	20-11 ²³
	American	Front	---	---	---	91-11 ²⁴	31-11 ²⁴	30-11 ²⁴	20-11 ^{14,24}
	All Others	Front	---	---	---	---	31-12	30-11	20-12 ⁶
1959-1958		Front	---	---	---	---	31-12	30-11	20-12 ⁶
AMBASSADOR									
1974-1967		Front	C-16-UB ¹	---	---	91-16 ¹	31-16 ¹	30-16 ¹	---
1966-1965		Front	C-15-UB ¹	---	---	91-15 ¹	31-15 ¹	30-15 ¹	---
AMERICAN									
1968		Front	C-16-UB ¹	---	---	91-16 ¹	31-16 ¹	30-16 ¹	---
1967-1965		Front	C-15-UB ¹	---	---	91-15 ¹	31-15 ¹	30-15 ¹	---
AMX									
1980-1978		Front	C-18-UB ¹	---	---	91-18 ¹	31-18 ¹	30-18 ¹	---
1970-1968		Front	C-18-UB ¹	---	---	91-18 ¹	31-18 ¹	30-18 ¹	---
CLASSIC									
1966-1965		Front	C-15-UB ¹	---	---	91-15 ¹	31-15 ¹	30-15 ¹	---
CONCORD									
1983-1978		Front	C-18-UB ¹	---	---	91-18 ¹	31-18 ¹	30-18 ¹	---
		Rear	C-16-UB ³	A-16-M ³	---	91-16 ³	31-16 ³	30-16 ³	---
EAGLE									
1988-1980		Front	C-18-UB ¹	---	---	91-18 ¹	31-18 ¹	30-18 ¹	---
		Rear	C-16-UB	A-16-M	---	91-16	31-16	30-16	---
GREMLIN									
1978		Front	C-18-UB ¹	---	---	91-18 ¹	31-18 ¹	30-18 ¹	---
1977-1973		Front	C-16-UB ¹	---	---	91-16 ¹	31-16 ¹	30-16 ¹	---
1972-1970		Front	C-18-UB ¹	---	---	91-18 ¹	31-18 ¹	30-18 ¹	---
HORNET									
1977-1973		Front	C-16-UB ¹	---	---	91-16 ¹	31-16 ¹	30-16 ¹	---
1972-1970		Front	C-18-UB ¹	---	---	91-18 ¹	31-18 ¹	30-18 ¹	---
JAVELIN									
1974-1968		Front	C-18-UB ¹	---	---	91-18 ¹	31-18 ¹	30-18 ¹	---
MARLIN									
1967-1965		Front	C-18-UB ¹	---	---	91-18 ¹	31-18 ¹	30-18 ¹	---








¹To replace OE-style blade, use included 7mm Bayonet connector; ³To replace OEM blade use Double End Pin Adapter (part number 48-05) - Not Included; ⁶To replace OEM blade use included 5mm Bayonet to Dead Locker Rectifier (part number 47-63); ¹⁴To replace blade, use 5mm Bayonet to Dead-Locker Rectifier (part number 47-63) - Not Included; ²³Original Style (Wrist Action) Arm; ²⁴Replacement Style (Bayonet) Arm

			BEAM	HYBRID	CONVENTIONAL			SPECIALTY	
MAKE	MODEL	Pos							
Year	Notes								
AMERICAN MOTORS / RAMBLER (cont.)									
MATADOR									
1978-1971		Front	C-16-UB ¹	---	---	91-16 ¹	31-16 ¹	30-16 ¹	---
PACER									
1980-1975		Front	C-18-UB	A-18-M	---	91-18	31-18	30-18	---
		Rear	C-16-UB	A-16-M	---	91-16	31-16	30-16	---
RAMBLER									
1969		Front	C-16-UB ¹	---	---	91-16 ¹	31-16 ¹	30-16 ¹	---
REBEL									
1970-1967		Front	C-16-UB ¹	---	---	91-16 ¹	31-16 ¹	30-16 ¹	---
SPIRIT									
1983-1979		Front	C-18-UB ¹	---	---	91-18 ¹	31-18 ¹	30-18 ¹	---
	Hatchback	Rear	C-18-UB ¹	---	---	91-18 ¹	31-18 ¹	30-18 ¹	---
ASTON MARTIN									
DB									
1959-1957		Front	---	---	---	---	---	---	20-09
DB2-4									
1957-1953		Front	---	---	---	---	---	---	20-09
DB7									
2004-2000		Driver	C-21-UB	A-21-M	T-21-UB	91-21	31-21	30-20	---
		Pass	---	---	---	91-13	31-13	30-13	---
1998-1997		Driver	C-21-UB	A-21-M	T-21-UB	91-21	31-21	30-20	---
		Pass	---	---	---	91-13	31-13	30-13	---
DB9									
2011-2005		Driver	C-24-UB	A-24-M	T-24-UB	91-24	31-24	30-24	---
		Pass	C-20-UB	A-20-M	T-20-UB	91-20	31-20	30-20	---
DBD									
1959-1958		Front	---	---	---	---	---	---	20-09
DBS									
2011-2008		Driver	C-24-UB	A-24-M	T-24-UB	91-24	31-24	30-24	---
		Pass	C-20-UB	A-20-M	T-20-UB	91-20	31-20	30-20	---
RAPIDE									
2014-2013		Driver	C-26-OE	A-26-M	---	---	---	30-24-OE	---
		Pass	C-20-OE	A-20-M	---	---	---	30-20-OE	---
2012-2011		Driver	C-24-UB	A-24-M	T-24-UB	91-24	31-24	30-24	---
		Pass	C-20-UB	A-20-M	T-20-UB	91-20	31-20	30-20	---
V12 VANTAGE									
2011-2010		Driver	C-24-UB	A-24-M	T-24-UB	91-24	31-24	30-24	---
		Pass	C-20-UB	A-20-M	T-20-UB	91-20	31-20	30-20	---
V8 VANTAGE									
2011-2006		Driver	C-24-UB	A-24-M	T-24-UB	91-24	31-24	30-24	---
		Pass	C-20-UB	A-20-M	T-20-UB	91-20	31-20	30-20	---
VANQUISH									
2006		Front	C-21-UB	A-21-M	T-21-UB	91-21	31-21	30-20	---








¹To replace OE-style blade, use included 7mm Bayonet connector

			BEAM		HYBRID	CONVENTIONAL			SPECIALTY
MAKE	MODEL								
Year	Notes	Pos							
ASUNA									
GT									
1993		Front	C-18-UB	A-18-M	T-18-UB	91-18	31-18	30-18	---
SE									
1993		Front	C-18-UB	A-18-M	T-18-UB	91-18	31-18	30-18	---
SUNFIRE									
1993		Front	C-22-UB	A-22-M	T-22-UB	91-22	31-22	30-22	---
		Rear	C-20-UB	A-20-M	T-20-UB	91-20	31-20	30-20	---
SUNRUNNER									
1993		Front	C-17-UB	A-17-M	T-17-UB	91-17	31-17	30-16	---
		Rear	C-15-UB	A-15-M	T-14-UB	91-15	31-15	30-15	---
1992		Front	C-17-UB	A-17-M	T-17-UB	91-17	31-17	30-16	---
		Rear	C-16-UB	A-16-M	T-16-UB	91-16	31-16	30-16	---
AUDI									
100 (QUATTRO)									
1994-1992		Front	C-22-UB ²	A-22-M	T-22-UB	91-22 ²	31-22 ²	30-22 ²	---
	Wagon	Rear	C-18-UB	A-18-M	T-18-UB	91-18	31-18	30-18	---
1991-1989		Front	C-21-UB	A-21-M	T-21-UB	91-21	31-21	30-20	---
100 SERIES									
1977-1970		Front	C-16-UB	A-16-M	T-16-UB	91-16	31-16	30-16	---
200 (QUATTRO)									
1991-1989		Front	C-21-UB	A-21-M	T-21-UB	91-21	31-21	30-20	---
	Wagon	Rear	C-21-UB	A-21-M	T-21-UB	91-21	31-21	30-20	---
4000 (QUATTRO)									
1987-1985		Front	C-21-UB	A-21-M	T-21-UB	91-21	31-21	30-20	---
1984-1980		Front	C-18-UB	A-18-M	T-18-UB	91-18	31-18	30-18	---
5000 (QUATTRO)									
1988-1984		Front	C-21-UB	A-21-M	T-21-UB	91-21	31-21	30-20	---
	Wagon	Rear	C-18-UB	A-18-M	T-18-UB	91-18	31-18	30-18	---
1983-1978		Front	C-18-UB	A-18-M	T-18-UB	91-18	31-18	30-18	---
80 (QUATTRO)									
1992-1988		Front	C-21-UB	A-21-M	T-21-UB	91-21	31-21	30-20	---
90 (QUATTRO)									
1995-1988		Front	C-21-UB	A-21-M	T-21-UB	91-21	31-21	30-20	---
A3 (QUATTRO)									
2015		Driver	C-26-N	---	---	---	---	---	---
		Pass	C-19-N	---	---	---	---	---	---
2013-2006		Driver	C-24-OE	A-24-M	---	---	---	30-24-OE	---
		Pass	C-19-OE	A-19-M	---	---	---	30-18-OE	---
A4 (QUATTRO)									
2014-2009		Driver	C-24-N	---	---	---	---	---	---
		Pass	C-20-N	---	---	---	---	---	---
2001-1998		Front	C-21-UB ²	A-21-M	T-21-UB	91-21 ²	31-21 ²	30-20 ²	---
	Wagon	Rear	C-15-UB	A-15-M	T-14-UB	91-15	31-15	30-15	---
1997-1996		Front	C-21-UB ²	A-21-M	T-21-UB	91-21 ²	31-21 ²	30-20 ²	---








²To install blade, use included 9x4mm Shim

			BEAM		HYBRID	CONVENTIONAL		SPECIALTY	
MAKE	MODEL	Pos							
Year	Notes								
AUDI (cont.)									
A5 (QUATTRO)									
2014-2008		Driver	C-24-N	---	---	---	---	---	---
		Pass	C-20-N	---	---	---	---	---	---
A6 (QUATTRO)									
2014-2012		Driver	C-26-N	---	---	---	---	---	---
		Pass	C-21-N	---	---	---	---	---	---
2001-1999		Front	C-22-UB ²	A-22-M	T-22-UB	91-22 ²	31-22 ²	30-22 ²	---
	Wagon	Rear	C-15-UB	A-15-M	T-14-UB	91-15	31-15	30-15	---
1998		Front	C-22-UB ²	A-22-M	T-22-UB	91-22 ²	31-22 ²	30-22 ²	---
	Wagon, Early Production	Rear	C-18-UB	A-18-M	T-18-UB	91-18	31-18	30-18	---
	Wagon, Late Production	Rear	C-15-UB	A-15-M	T-14-UB	91-15	31-15	30-15	---
1997-1995		Front	C-22-UB ²	A-22-M	T-22-UB	91-22 ²	31-22 ²	30-22 ²	---
	Wagon	Rear	C-18-UB	A-18-M	T-18-UB	91-18	31-18	30-18	---
A7 QUATTRO									
2015-2012		Driver	C-26-N	---	---	---	---	---	---
		Pass	C-21-N	---	---	---	---	---	---
A8 (QUATTRO)									
2015-2011		Driver	C-26-N	---	---	---	---	---	---
		Pass	C-21-N	---	---	---	---	---	---
2002-1997		Front	C-22-UB ²	A-22-M	T-22-UB	91-22 ²	31-22 ²	30-22 ²	---
ALLROAD (QUATTRO)									
2014-2013		Driver	C-24-N	---	---	---	---	---	---
		Pass	C-20-N	---	---	---	---	---	---
2005-2002		Rear	C-15-UB	A-15-M	T-14-UB	91-15	31-15	30-15	---
2001		Front	C-22-UB ²	A-22-M	T-22-UB	91-22 ²	31-22 ²	30-22 ²	---
		Rear	C-15-UB	A-15-M	T-14-UB	91-15	31-15	30-15	---
CABRIOLET									
1998-1995		Front	C-22-UB ²	A-22-M	T-22-UB	91-22 ²	31-22 ²	30-22 ²	---
1994		Front	C-21-UB ²	A-21-M	T-21-UB	91-21 ²	31-21 ²	30-20 ²	---
COUPE (QUATTRO)									
1991-1990		Front	C-21-UB	A-21-M	T-21-UB	91-21	31-21	30-20	---
1987-1985		Front	C-21-UB	A-21-M	T-21-UB	91-21	31-21	30-20	---
		Rear	C-18-UB	A-18-M	T-18-UB	91-18	31-18	30-18	---
1984-1981		Front	C-18-UB	A-18-M	T-18-UB	91-18	31-18	30-18	---
FOX									
1979-1975		Front	C-16-UB	A-16-M	T-16-UB	91-16	31-16	30-16	---
	Wagon	Rear	C-16-UB	A-16-M	T-16-UB	91-16	31-16	30-16	---
1974-1973		Front	C-16-UB	A-16-M	T-16-UB	91-16	31-16	30-16	---
Q3									
2015		Driver	C-24-N	---	---	---	---	---	---
		Pass	C-21-N	---	---	---	---	---	---
Q5									
2014-2009		Driver	C-24-N	---	---	---	---	---	---
		Pass	C-20-N	---	---	---	---	---	---








²To install blade, use included 9x4mm Shim

			BEAM		HYBRID	CONVENTIONAL			SPECIALTY
MAKE	MODEL	Pos							
Year	Notes								
AUDI (cont.)									
Q7									
2014-2007		Front	C-26-OE	A-26-M	---	---	---	30-24-OE	---
QUATTRO									
1986-1985		Front	C-21-UB	A-21-M	T-21-UB	91-21	31-21	30-20	---
		Rear	C-18-UB	A-18-M	T-18-UB	91-18	31-18	30-18	---
1984-1983		Front	C-18-UB	A-18-M	T-18-UB	91-18	31-18	30-18	---
RS5									
2014-2013		Driver	C-24-N	---	---	---	---	---	---
		Pass	C-20-N	---	---	---	---	---	---
RS7									
2015-2014		Driver	C-26-N	---	---	---	---	---	---
		Pass	C-21-N	---	---	---	---	---	---
S4									
2014-2009		Driver	C-24-N	---	---	---	---	---	---
		Pass	C-20-N	---	---	---	---	---	---
2002	Wagon, w/ J-Hook Style Arm	Rear	C-15-UB	A-15-M	T-14-UB	91-15	31-15	30-15	---
	w/ J-Hook Style Arm	Front	C-21-UB ²	A-21-M	T-21-UB	91-21 ²	31-21 ²	30-20 ²	---
2001	Wagon	Front	C-21-UB ²	A-21-M	T-21-UB	91-21 ²	31-21 ²	30-20 ²	---
Rear		C-15-UB	A-15-M	T-14-UB	91-15	31-15	30-15	---	
2000		Front	C-21-UB ²	A-21-M	T-21-UB	91-21 ²	31-21 ²	30-20 ²	---
1994-1992		Front	C-22-UB ²	A-22-M	T-22-UB	91-22 ²	31-22 ²	30-22 ²	---
S5									
2014-2008		Driver	C-24-N	---	---	---	---	---	---
		Pass	C-20-N	---	---	---	---	---	---
S6									
2014-2013		Driver	C-26-N	---	---	---	---	---	---
		Pass	C-21-N	---	---	---	---	---	---
2003-2002	Wagon	Rear	C-15-UB	A-15-M	T-14-UB	91-15	31-15	30-15	---
2001		Front	C-22-UB ²	A-22-M	T-22-UB	91-22 ²	31-22 ²	30-22 ²	---
1997-1996		Front	C-22-UB ²	A-22-M	T-22-UB	91-22 ²	31-22 ²	30-22 ²	---
1995		Front	C-22-UB ²	A-22-M	T-22-UB	91-22 ²	31-22 ²	30-22 ²	---
		Wagon	Rear	C-18-UB	A-18-M	T-18-UB	91-18	31-18	30-18
S7									
2015-2013		Driver	C-26-N	---	---	---	---	---	---
		Pass	C-21-N	---	---	---	---	---	---
S8									
2015-2013		Driver	C-26-N	---	---	---	---	---	---
		Pass	C-21-N	---	---	---	---	---	---
2002-2001		Front	C-22-UB ²	A-22-M	T-22-UB	91-22 ²	31-22 ²	30-22 ²	---
SQ5									
2014		Driver	C-24-N	---	---	---	---	---	---
		Pass	C-20-N	---	---	---	---	---	---
SUPER 90									
1972-1970		Front	C-16-UB	A-16-M	T-16-UB	91-16	31-16	30-16	---








²To install blade, use included 9x4mm Shim

			BEAM		HYBRID	CONVENTIONAL			SPECIALTY
MAKE	MODEL	Pos							
Year	Notes								
AUDI (cont.)									
TT (QUATTRO)									
2014-2008		Driver	C-22-OE	A-22-M	---	---	---	30-22-OE	---
		Pass	C-21-OE	A-21-M	---	---	---	30-20-OE	---
2006-2004		Front	C-21-OE	A-21-M	---	---	---	30-20-OE	---
2003-2000		Front	C-21-UB ²	A-21-M	T-21-UB	91-21 ²	31-21 ²	30-20 ²	---
V8 QUATTRO									
1994-1993		Front	C-22-UB ²	A-22-M	T-22-UB	91-22 ²	31-22 ²	30-22 ²	---
1992-1990		Front	C-21-UB	A-21-M	T-21-UB	91-21	31-21	30-20	---
AUSTIN									
A35									
1959-1957		Front	---	---	---	---	---	---	20-09
A40									
1962-1958		Front	---	---	---	91-10	31-10	---	---
AMERICA									
1972-1968		Front	---	---	---	---	31-12	30-11	20-12 ⁶
ATLANTIC									
1952-1950		Front	---	---	---	91-10	31-10	---	---
CAMBRIDGE									
1964-1955		Front	---	---	---	91-12	31-12	30-11	---
COUNTRYMAN									
1954		Front	---	---	---	91-10	31-10	---	---
1952-1950		Front	---	---	---	91-10	31-10	---	---
DEVON									
1951-1950		Front	---	---	---	91-10	31-10	---	---
HEREFORD									
1951		Front	---	---	---	91-10	31-10	---	---
MARINA									
1975-1973		Front	C-16-UB ¹	---	---	91-16 ¹	31-16 ¹	30-16 ¹	---
MINI									
1969-1960		Front	---	---	---	91-11	31-11	30-11	---
PRINCESS									
1966-1963		Front	---	---	---	91-10	31-10	---	---
SEVEN									
1954-1953		Front	---	---	---	---	---	---	20-09
SHEERLINE									
1952-1950		Front	---	---	---	91-10	31-10	---	---
SOMERSET									
1954-1952		Front	---	---	---	91-10	31-10	---	---
SPORTS									
1953-1951		Front	---	---	---	91-10	31-10	---	---
WESTMINSTER									
1961-1960		Front	---	---	---	91-10	31-10	---	---
1957-1955		Front	---	---	---	91-10	31-10	---	---








¹To replace OE-style blade, use included 7mm Bayonet connector; ²To install blade, use included 9x4mm Shim; ⁶To replace OEM blade use included 5mm Bayonet to Dead Locker Rectifier (part number 47-63)

			BEAM		HYBRID	CONVENTIONAL		SPECIALTY	
MAKE	MODEL	Pos							
Year	Notes								
AVANTI									
II									
1991-1987		Front	C-15-UB ¹	---	---	91-15 ¹	31-15 ¹	30-15 ¹	---
1985-1983		Front	C-15-UB ¹	---	---	91-15 ¹	31-15 ¹	30-15 ¹	---
1982-1965		Front	C-15-UB	A-15-M	---	91-15	31-15	30-15	---
BENTLEY									
ALL									
1980-1966		Front	C-14-UB ¹	---	---	91-14 ¹	31-14 ¹	30-13 ¹	---
1965-1950		Front	---	---	---	91-10	31-10	---	---
ARNAGE									
2008-1999		Front	C-24-UB	A-24-M	T-24-UB	91-24	31-24	30-24	---
AZURE									
2008-2006		Front	C-22-UB	A-22-M	T-22-UB	91-22	31-22	30-22	---
2003-1996		Front	C-22-UB	A-22-M	T-22-UB	91-22	31-22	30-22	---
BROOKLANDS									
1998-1993		Front	C-18-UB	A-18-M	T-18-UB	91-18	31-18	30-18	---
CONTINENTAL									
2003-1992		Front	C-22-UB	A-22-M	T-22-UB	91-22	31-22	30-22	---
1991-1989		Front	C-18-UB	A-18-M	T-18-UB	91-18	31-18	30-18	---
1988-1985		Front	C-18-UB ³	A-18-M ³	---	91-18 ³	31-18 ³	30-18 ³	---
CORNICHE									
1984-1982		Front	C-14-UB ¹	---	---	91-14 ¹	31-14 ¹	30-13 ¹	---
EIGHT									
1991-1986		Pass	C-18-UB	A-18-M	T-18-UB	91-18	31-18	30-18	---
1984		Pass	C-18-UB	A-18-M	T-18-UB	91-18	31-18	30-18	---
MULSANNE									
2012-2011	Driver		C-26-N	---	---	---	---	---	---
	Pass		C-21-N	---	---	---	---	---	---
1992-1981		Front	C-18-UB	A-18-M	T-18-UB	91-18	31-18	30-18	---
TURBO R									
1998-1988		Front	C-18-UB	A-18-M	T-18-UB	91-18	31-18	30-18	---
BERTONE									
X-1/9									
1989-1984		Front	C-15-UB ¹	---	---	91-15 ¹	31-15 ¹	30-15 ¹	---
BMW									
1-SERIES									
2013-2008		Front	C-20-OE	A-20-M	---	---	---	30-20-OE	---
1500									
1964-1962		Front	---	---	---	91-13 ¹	31-13 ¹	30-13 ¹	---
1600									
1971-1969		Front	C-16-UB ¹	---	---	91-16 ¹	31-16 ¹	30-16 ¹	---
1968-1964		Front	---	---	---	91-13 ¹	31-13 ¹	30-13 ¹	---
1602									
1971-1969		Front	C-16-UB ¹	---	---	91-16 ¹	31-16 ¹	30-16 ¹	---
1968-1967		Front	---	---	---	91-13 ¹	31-13 ¹	30-13 ¹	---








¹To replace OE-style blade, use included 7mm Bayonet connector; ³To replace OEM blade use Double End Pin Adapter (part number 48-05) - Not Included

			BEAM		HYBRID	CONVENTIONAL		SPECIALTY	
MAKE	MODEL	Pos							
Year	Notes								
BMW (cont.)									
1800									
1971-1969		Front	C-16-UB ¹	---	---	91-16 ¹	31-16 ¹	30-16 ¹	---
1968-1964		Front	---	---	---	91-13 ¹	31-13 ¹	30-13 ¹	---
1802									
1971		Front	C-16-UB ¹	---	---	91-16 ¹	31-16 ¹	30-16 ¹	---
2-SERIES									
2015-2014		Driver	C-22-OE	A-22-M	---	---	---	30-22-OE	---
		Pass	C-18-OE	A-18-M	---	---	---	30-18-OE	---
2000									
1972-1969		Front	C-16-UB ¹	---	---	91-16 ¹	31-16 ¹	30-16 ¹	---
1968-1965		Front	---	---	---	91-13 ¹	31-13 ¹	30-13 ¹	---
2002									
1976-1971		Front	C-16-UB ¹	---	---	91-16 ¹	31-16 ¹	30-16 ¹	---
1970	Early Design	Front	---	---	---	91-13 ¹	31-13 ¹	30-13 ¹	---
	Late Design	Front	C-16-UB ¹	---	---	91-16 ¹	31-16 ¹	30-16 ¹	---
1969-1966		Front	---	---	---	91-13 ¹	31-13 ¹	30-13 ¹	---
2600									
1963-1961		Front	---	---	---	91-10	31-10	---	---
2800, 2800CS									
1974-1968		Front	C-16-UB ¹	---	---	91-16 ¹	31-16 ¹	30-16 ¹	---
3-SERIES									
2015-2014		Driver	C-24-OE	A-24-M	---	---	---	30-24-OE	---
		Pass	C-19-OE	A-19-M	---	---	---	30-18-OE	---
2013-2007	Coupe/Convertible	Driver	C-24-OE	A-24-M	---	---	---	30-24-OE	---
		Pass	C-18-OE	A-18-M	---	---	---	30-18-OE	---
	Salon/Touring	Driver	C-24-OE	A-24-M	---	---	---	30-24-OE	---
		Pass	C-19-OE	A-19-M	---	---	---	30-18-OE	---
2006	Salon/Touring	Driver	C-24-OE	A-24-M	---	---	---	30-24-OE	---
		Pass	C-19-OE	A-19-M	---	---	---	30-18-OE	---
1999	Except Salon	Driver	C-21-UB ²	A-21-M	T-21-UB	91-21 ²	31-21 ²	30-20 ²	---
		Pass	C-20-UB ²	A-20-M	T-20-UB	91-20 ²	31-20 ²	30-20 ²	---
	Hatchback	Rear	C-18-UB	A-18-M	T-18-UB	91-18	31-18	30-18	---
1998-1995		Driver	C-21-UB ²	A-21-M	T-21-UB	91-21 ²	31-21 ²	30-20 ²	---
		Pass	C-20-UB ²	A-20-M	T-20-UB	91-20 ²	31-20 ²	30-20 ²	---
	Hatchback	Rear	C-18-UB	A-18-M	T-18-UB	91-18	31-18	30-18	---
1994		Driver	C-21-UB ²	A-21-M	T-21-UB	91-21 ²	31-21 ²	30-20 ²	---
		Pass	C-20-UB ²	A-20-M	T-20-UB	91-20 ²	31-20 ²	30-20 ²	---
1993-1992	Convertible	Front	C-20-UB	A-20-M	T-20-UB	91-20	31-20	30-20	---
	All Others	Driver	C-21-UB ²	A-21-M	T-21-UB	91-21 ²	31-21 ²	30-20 ²	---
		Pass	C-20-UB ²	A-20-M	T-20-UB	91-20 ²	31-20 ²	30-20 ²	---
1991-1984		Front	C-20-UB	A-20-M	T-20-UB	91-20	31-20	30-20	---
1983-1980		Front	C-18-UB	A-18-M	T-18-UB	91-18	31-18	30-18	---
1979-1977		Front	C-17-UB ³	A-17-M ³	---	91-17 ³	31-17 ³	30-16 ³	---
3.0CS, 3.0S									
1976-1975		Front	C-16-UB	A-16-M	---	91-16	31-16	30-16	---
1974-1971		Front	C-16-UB ¹	---	---	91-16 ¹	31-16 ¹	30-16 ¹	---








¹To replace OE-style blade, use included 7mm Bayonet connector; ²To install blade, use included 9x4mm Shim; ³To replace OEM blade use Double End Pin Adapter (part number 48-05) - Not Included

			BEAM		HYBRID	CONVENTIONAL		SPECIALTY	
MAKE	MODEL	Pos							
Year	Notes								
BMW (cont.)									
3200, 3200CS									
1965-1961		Front	---	---	---	91-10	31-10	---	---
4-SERIES									
2015-2014		Driver	C-24-OE	A-24-M	---	---	---	30-24-OE	---
		Pass	C-18-OE	A-18-M	---	---	---	30-18-OE	---
5-SERIES									
2015-2011	Except Gran Turismo	Driver	C-26-N	---	---	---	---	---	---
		Pass	C-18-N	---	---	---	---	---	---
	Gran Turismo	Driver	C-26-N	---	---	---	---	---	---
		Pass	C-19-N	---	---	---	---	---	---
2010	Except Gran Turismo	Driver	C-24-OE	A-24-M	---	---	---	---	---
		Pass	C-22-OE	A-22-M	---	---	---	---	---
	Gran Turismo	Driver	C-26-N	---	---	---	---	---	---
		Pass	C-19-N	---	---	---	---	---	---
2009-2004		Driver	C-24-OE	A-24-M	---	---	---	---	---
		Pass	C-22-OE	A-22-M	---	---	---	---	---
2003-2001		Driver	---	---	---	---	---	---	22-26-SL
		Pass	---	---	---	---	---	---	22-21-SL
2000-1999		Driver	---	---	---	---	---	---	22-26-SL
		Pass	---	---	---	---	---	---	22-21-SL
		Rear	C-18-UB	A-18-M	T-18-UB	91-18	31-18	30-18	---
1998-1997		Driver	---	---	---	---	---	---	22-26-SL
		Pass	---	---	---	---	---	---	22-21-SL
1995-1992		Driver	C-22-UB ²	A-22-M	T-22-UB	91-22 ²	31-22 ²	30-22 ²	---
		Pass	C-24-UB ²	A-24-M	T-24-UB	91-24 ²	31-24 ²	30-24 ²	---
		Wagon	Rear	C-18-UB	A-18-M	T-18-UB	91-18	31-18	30-18
1991-1989		Driver	C-22-UB ²	A-22-M	T-22-UB	91-22 ²	31-22 ²	30-22 ²	---
		Pass	C-24-UB ²	A-24-M	T-24-UB	91-24 ²	31-24 ²	30-24 ²	---
1988-1980		Front	C-18-UB	A-18-M	T-18-UB	91-18	31-18	30-18	---
1979		Front	C-17-UB	A-17-M	T-17-UB	91-17	31-17	30-16	---
1978-1975		Front	C-17-UB ³	A-17-M ³	---	91-17 ³	31-17 ³	30-16 ³	---
502									
1961		Front	---	---	---	91-10	31-10	---	---
6-SERIES									
2015-2011		Driver	C-26-N	---	---	---	---	---	---
		Pass	C-17-N	---	---	---	---	---	---
2010-2004		Driver	C-24-OE	A-24-M	---	---	---	---	---
		Pass	C-22-OE	A-22-M	---	---	---	---	---
1989-1979		Front	C-18-UB	A-18-M	T-18-UB	91-18	31-18	30-18	---
1978	630CSi	Front	C-17-UB ³	A-17-M ³	---	91-17 ³	31-17 ³	30-16 ³	---
	633CSi	Front	C-18-UB	A-18-M	T-18-UB	91-18	31-18	30-18	---
1977		Front	C-17-UB ³	A-17-M ³	---	91-17 ³	31-17 ³	30-16 ³	---
7-SERIES									
2015-2009		Driver	C-26-N	---	---	---	---	---	---
		Pass	C-19-N	---	---	---	---	---	---
2001-1991		Driver	C-22-UB ²	A-22-M	T-22-UB	91-22 ²	31-22 ²	30-22 ²	---
		Pass	C-24-UB ²	A-24-M	T-24-UB	91-24 ²	31-24 ²	30-24 ²	---








²To install blade, use included 9x4mm Shim; ³To replace OEM blade use Double End Pin Adapter (part number 48-05) - Not Included

			BEAM		HYBRID	CONVENTIONAL		SPECIALTY	
MAKE	MODEL	Pos							
Year	Notes								
BMW (cont.)									
7-SERIES (cont.)									
1990-1988		Pass	C-24-UB ²	A-24-M	T-24-UB	91-24 ²	31-24 ²	30-24 ²	----
1987-1978		Front	C-18-UB	A-18-M	T-18-UB	91-18	31-18	30-18	----
8-SERIES									
1997-1991		Driver	C-22-UB	A-22-M	T-22-UB	91-22	31-22	30-22	----
		Pass	C-24-UB	A-24-M	T-24-UB	91-24	31-24	30-24	----
ACTIVEHYBRID 3									
2015-2013		Driver	C-24-OE	A-24-M	----	----	----	30-24-OE	----
		Pass	C-19-OE	A-19-M	----	----	----	30-18-OE	----
ACTIVEHYBRID 5									
2015-2012		Driver	C-26-N	----	----	----	----	----	----
		Pass	C-18-N	----	----	----	----	----	----
ACTIVEHYBRID 7									
2015-2013		Driver	C-26-N	----	----	----	----	----	----
		Pass	C-19-N	----	----	----	----	----	----
ALPINA B7 SERIES									
2015-2011		Driver	C-26-N	----	----	----	----	----	----
		Pass	C-19-N	----	----	----	----	----	----
BAVARIA									
1974-1971		Front	C-16-UB ¹	----	----	91-16 ¹	31-16 ¹	30-16 ¹	----
I3									
2014		Driver	C-28-OE	A-28-M	----	----	----	----	----
		Pass	C-21-OE	A-21-M	----	----	----	30-20-OE	----
ISETTA									
1965-1961		Front	----	----	----	91-10	31-10	----	----
L6									
1987		Front	C-18-UB	A-18-M	T-18-UB	91-18	31-18	30-18	----
L7									
1987-1986		Front	C-18-UB	A-18-M	T-18-UB	91-18	31-18	30-18	----
M235I									
2015-2014		Driver	C-22-OE	A-22-M	----	----	----	30-22-OE	----
		Pass	C-18-OE	A-18-M	----	----	----	30-18-OE	----
M3									
2015		Driver	C-24-OE	A-24-M	----	----	----	30-24-OE	----
		Pass	C-19-OE	A-19-M	----	----	----	30-18-OE	----
2013-2012		Driver	C-24-OE	A-24-M	----	----	----	30-24-OE	----
		Pass	C-18-OE	A-18-M	----	----	----	30-18-OE	----
2011-2008		Driver	C-24-OE	A-24-M	----	----	----	30-24-OE	----
	Coupe/Convertible	Pass	C-18-OE	A-18-M	----	----	----	30-18-OE	----
	Salon	Pass	C-19-OE	A-19-M	----	----	----	30-18-OE	----
1999-1994		Driver	C-21-UB ²	A-21-M	T-21-UB	91-21 ²	31-21 ²	30-20 ²	----
		Pass	C-20-UB ²	A-20-M	T-20-UB	91-20 ²	31-20 ²	30-20 ²	----
1991-1988		Front	C-20-UB	A-20-M	T-20-UB	91-20	31-20	30-20	----
M4									
2015		Driver	C-24-OE	A-24-M	----	----	----	30-24-OE	----
		Pass	C-18-OE	A-18-M	----	----	----	30-18-OE	----








¹To replace OE-style blade, use included 7mm Bayonet connector; ²To install blade, use included 9x4mm Shim

			BEAM		HYBRID	CONVENTIONAL		SPECIALTY	
MAKE	MODEL	Pos							
Year	Notes								
BMW (cont.)									
M5									
2015-2012		Driver	C-26-N	---	---	---	---	---	---
		Pass	C-18-N	---	---	---	---	---	---
2010-2006		Driver	C-24-OE	A-24-M	---	---	---	---	---
		Pass	C-22-OE	A-22-M	---	---	---	---	---
2003-2000		Driver	---	---	---	---	---	---	22-26-SL
		Pass	---	---	---	---	---	---	22-21-SL
1993-1991		Driver	C-22-UB ²	A-22-M	T-22-UB	91-22 ²	31-22 ²	30-22 ²	---
		Pass	C-24-UB ²	A-24-M	T-24-UB	91-24 ²	31-24 ²	30-24 ²	---
1988		Driver	C-20-UB	A-20-M	T-20-UB	91-20	31-20	30-20	---
		Pass	C-18-UB	A-18-M	T-18-UB	91-18	31-18	30-18	---
M6 (GRAN COUPE)									
2015-2011		Driver	C-26-N	---	---	---	---	---	---
		Pass	C-17-N	---	---	---	---	---	---
2010-2006		Driver	C-24-OE	A-24-M	---	---	---	---	---
		Pass	C-22-OE	A-22-M	---	---	---	---	---
1988-1987		Front	C-18-UB	A-18-M	T-18-UB	91-18	31-18	30-18	---
X1									
2015-2012		Driver	C-24-OE	A-24-M	---	---	---	30-24-OE	---
		Pass	C-18-OE	A-18-M	---	---	---	30-18-OE	---
X3									
2015-2014		Driver	C-24-OE	A-24-M	---	---	---	30-24-OE	---
		Pass	C-20-OE	A-20-M	---	---	---	30-20-OE	---
2013-2011		Driver	C-26-OE	A-26-M	---	---	---	30-24-OE	---
		Pass	C-20-OE	A-20-M	---	---	---	30-20-OE	---
2010-2004		Driver	C-22-UB	A-22-M	T-22-UB	91-22	31-22	30-22	---
		Pass	C-20-UB	A-20-M	T-20-UB	91-20	31-20	30-20	---
		Rear	---	---	---	---	---	---	AR-14D
X4									
2015		Driver	C-24-OE	A-24-M	---	---	---	30-24-OE	---
		Pass	C-20-OE	A-20-M	---	---	---	30-20-OE	---
X5									
2015-2014		Driver	C-24-UB	A-24-M	T-24-UB	91-24	31-24	30-24	---
		Pass	C-20-UB	A-20-M	T-20-UB	91-20	31-20	30-20	---
		Rear	---	---	---	---	---	---	AR-12B
2013-2007		Driver	C-24-OE	A-24-M	---	---	---	30-24-OE	---
		Pass	C-20-OE	A-20-M	---	---	---	30-20-OE	---
2006-2000		Driver	C-24-UB ^{2,5}	A-24-M ⁵	T-24-UB ⁵	91-24 ^{2,5}	31-24 ^{2,5}	30-24 ^{2,5}	---
		Pass	C-22-UB ^{2,5}	A-22-M ⁵	T-22-UB ⁵	91-22 ^{2,5}	31-22 ^{2,5}	30-22 ^{2,5}	---
		Rear	C-18-UB	A-18-M	T-18-UB	91-18	31-18	30-18	---
X6									
2015-2008		Driver	C-24-OE	A-24-M	---	---	---	30-24-OE	---
		Pass	C-20-OE	A-20-M	---	---	---	30-20-OE	---
Z3									
2002-1999		Front	C-20-UB	A-20-M	T-20-UB	91-20	31-20	30-20	---
	Coupe	Rear	---	---	---	91-11	31-11	30-11	---
1998-1996		Front	C-20-UB	A-20-M	T-20-UB	91-20	31-20	30-20	---








²To install blade, use included 9x4mm Shim; ⁵May Need to Remove Stabilizer Bracket

			BEAM		HYBRID	CONVENTIONAL		SPECIALTY	
MAKE	MODEL	Pos							
Year	Notes								
BMW (cont.)									
Z4									
2015-2011		Driver	C-22-UB	A-22-M	T-22-UB	91-22	31-22	30-22	---
		Pass	C-20-UB	A-20-M	T-20-UB	91-20	31-20	30-20	---
2010-2003		Driver	C-21-UB	A-21-M	T-21-UB	91-21	31-21	30-20	---
		Pass	C-20-UB	A-20-M	T-20-UB	91-20	31-20	30-20	---
Z8									
2003-2000		Front	C-20-UB	A-20-M	T-20-UB	91-20	31-20	30-20	---
BUICK									
ALL									
1960-1959	w/ Overlap Wipers	Front	C-18-UB ^{1,8}	---	---	91-18 ^{1,8}	31-18 ^{1,8}	30-18 ^{1,8}	---
	w/o Overlap Wipers	Front	C-15-UB ^{1,8}	---	---	91-15 ^{1,8}	31-15 ^{1,8}	30-15 ^{1,8}	---
1958-1957		Front	---	---	---	91-13 ¹	31-13 ¹	30-13 ¹	---
1956-1954		Front	---	---	---	---	31-12	30-11	20-12 ⁶
1953-1949	Original Style (Wrist Action) Arm	Front	---	---	---	---	---	---	20-11
	Replacement Style (Bayonet) Arm	Front	---	---	---	91-11	31-11	30-11	20-11 ¹⁴
1948-1939		Front	---	---	---	---	---	---	20-09
1938-1936	Series 80-90	Front	---	---	---	---	---	---	20-09
ALLURE									
2010		Driver	C-26-UB	A-26-M	T-26-UB	91-26	31-26	30-24	---
		Pass	C-18-UB	A-18-M	T-18-UB	91-18	31-18	30-18	---
2009-2006		Front	C-22-UB	A-22-M	T-22-UB	91-22	31-22	30-22	---
2005		Front	C-22-UB	A-22-M	T-22-UB	91-22	31-22	30-22	---
APOLLO									
1975-1973		Front	C-16-UB	A-16-M	---	91-16	31-16	30-16	---
CENTURION									
1973-1971		Front	C-18-UB	A-18-M	---	91-18	31-18	30-18	---
CENTURY									
2005-1997		Front	C-22-UB	A-22-M	T-22-UB	91-22	31-22	30-22	---
1996-1992		Front	C-18-UB	A-18-M	---	91-18	31-18	30-18	---
1991-1984		Front	C-18-UB	A-18-M	---	91-18	31-18	30-18	---
	Wagon	Rear	C-16-UB	A-16-M	---	91-16	31-16	30-16	---
1983-1978		Front	C-18-UB	A-18-M	---	91-18	31-18	30-18	---
1977-1973		Front	C-16-UB	A-16-M	---	91-16	31-16	30-16	---
COMMERCIAL CHASSIS									
1996-1991		Front	C-22-UB	A-22-M	---	91-22	31-22	30-22	---
ELECTRA									
1990		Front	C-19-UB	A-19-M	---	91-19	31-19	30-18	---
1989-1988	Sedan	Front	C-19-UB	A-19-M	---	91-19	31-19	30-18	---
	Wagon	Front	C-18-UB	A-18-M	---	91-18	31-18	30-18	---
1987-1985	Except Wagon	Front	C-19-UB	A-19-M	---	91-19	31-19	30-18	---
	Wagon	Front	C-18-UB	A-18-M	---	91-18	31-18	30-18	---
1984-1968		Front	C-18-UB	A-18-M	---	91-18	31-18	30-18	---
1967-1961	w/ Overlap Wipers	Front	C-18-UB ¹	---	---	91-18 ¹	31-18 ¹	30-18 ¹	---
	w/o Overlap Wipers	Front	C-15-UB ¹	---	---	91-15 ¹	31-15 ¹	30-15 ¹	---








¹To replace OE-style blade, use included 7mm Bayonet connector; ⁶To replace OEM blade use included 5mm Bayonet to Dead Locker Rectifier (part number 47-63); ⁸To replace blade use Wiper Arm listed separately; ¹⁴To replace blade, use 5mm Bayonet to Dead-Locker Rectifier (part number 47-63) - Not Included

			BEAM		HYBRID	CONVENTIONAL			SPECIALTY
MAKE	MODEL	Pos							
Year	Notes								
BUICK (cont.)									
ENCLAVE									
2014-2008		Driver	C-24-OE	A-24-M	---	---	---	30-24-OE	---
		Pass	C-21-OE	A-21-M	---	---	---	30-20-OE	---
		Rear	---	---	---	---	---	---	AR-12E
ENCORE									
2014		Driver	C-26-OE	A-26-M	---	---	---	30-24-OE	---
		Pass	C-14-N	A-14-M	---	---	---	---	---
2013	w/ 19mm Bayonet Arm	Driver	C-26-N	---	---	---	---	---	---
		Pass	C-14-N	---	---	---	---	---	---
	w/ 22mm Bayonet Arm	Driver	C-26-OE	A-26-M	---	---	---	30-24-OE	---
		Pass	C-14-N	A-14-M	---	---	---	---	---
ESTATE WAGON									
1983-1970		Front	C-18-UB	A-18-M	---	91-18	31-18	30-18	---
1964-1961	w/ Overlap Wipers	Front	C-18-UB ^{1,8}	---	---	91-18 ^{1,8}	31-18 ^{1,8}	30-18 ^{1,8}	---
	w/o Overlap Wipers	Front	C-15-UB ^{1,8}	---	---	91-15 ^{1,8}	31-15 ^{1,8}	30-15 ^{1,8}	---
GRAN SPORT (GS)									
1972-1968		Front	C-16-UB	A-16-M	---	91-16	31-16	30-16	---
1967-1965		Front	C-15-UB ¹	---	---	91-15 ¹	31-15 ¹	30-15 ¹	---
INVICTA									
1963-1961	w/ Overlap Wipers	Front	C-18-UB ¹	---	---	91-18 ¹	31-18 ¹	30-18 ¹	---
	w/o Overlap Wipers	Front	C-15-UB ¹	---	---	91-15 ¹	31-15 ¹	30-15 ¹	---
LACROSSE									
2014-2010		Driver	C-26-UB	A-26-M	T-26-UB	91-26	31-26	30-24	---
		Pass	C-18-UB	A-18-M	T-18-UB	91-18	31-18	30-18	---
2009-2006		Front	C-22-UB	A-22-M	T-22-UB	91-22	31-22	30-22	---
2005		Front	C-22-UB	A-22-M	T-22-UB	91-22	31-22	30-22	---
LESABRE									
2005-2000		Front	C-22-UB	A-22-M	T-22-UB	91-22	31-22	30-22	---
1999-1992		Front	C-22-UB	A-22-M	---	91-22	31-22	30-22	---
1991		Front	C-19-UB	A-19-M	---	91-19	31-19	30-18	---
1990-1986	Except Wagon	Front	C-19-UB	A-19-M	---	91-19	31-19	30-18	---
	Wagon	Front	C-18-UB	A-18-M	---	91-18	31-18	30-18	---
1985-1968		Front	C-18-UB	A-18-M	---	91-18	31-18	30-18	---
1967-1961	w/ Overlap Wipers	Front	C-18-UB ¹	---	---	91-18 ¹	31-18 ¹	30-18 ¹	---
	w/o Overlap Wipers	Front	C-15-UB ¹	---	---	91-15 ¹	31-15 ¹	30-15 ¹	---
LUCERNE									
2011-2006		Driver	C-24-OE	A-24-M	---	---	---	30-24-OE	---
		Pass	C-21-OE	A-21-M	---	---	---	30-20-OE	---
OPEL									
1979-1976		Front	C-16-UB	A-16-M	---	91-16	31-16	30-16	---
PARK AVENUE									
2005-1997		Front	C-22-UB	A-22-M	T-22-UB	91-22	31-22	30-22	---
1996-1991		Front	C-22-UB	A-22-M	---	91-22	31-22	30-22	---
RAINIER									
2007-2006		Front	C-22-UB	A-22-M	T-22-UB	91-22	31-22	30-22	---
		Rear	---	---	---	---	---	---	AR-12E
2005-2004		Front	C-22-UB	A-22-M	T-22-UB	91-22	31-22	30-22	---
		Rear	C-16-UB	A-16-M	T-16-UB	91-16	31-16	30-16	---








¹To replace OE-style blade, use included 7mm Bayonet connector; ⁸To replace blade use Wiper Arm listed separately








			BEAM		HYBRID	CONVENTIONAL		SPECIALTY	
MAKE	MODEL	Pos							
Year	Notes								
BUICK (cont.)									
REATTA									
1991-1988		Front	C-19-UB	A-19-M	---	91-19	31-19	30-18	---
REGAL									
2014-2011	Driver		C-24-UB	A-24-M	T-24-UB	91-24	31-24	30-24	---
	Pass		C-18-UB	A-18-M	T-18-UB	91-18	31-18	30-18	---
2004-1997	Front		C-22-UB	A-22-M	T-22-UB	91-22	31-22	30-22	---
1996-1988	Front		C-19-UB	A-20-M	---	91-20	31-20	30-20	---
1987-1978	Front		C-18-UB	A-18-M	---	91-18	31-18	30-18	---
1977-1973	Front		C-16-UB	A-16-M	---	91-16	31-16	30-16	---
RENDEZVOUS									
2007-2002	Driver		C-24-UB ²	A-24-M	T-24-UB	91-24 ²	31-24 ²	30-24 ²	---
	Pass		C-22-UB ²	A-22-M	T-22-UB	91-22 ²	31-22 ²	30-22 ²	---
	Rear		C-16-UB	A-16-M	T-16-UB	91-16	31-16	30-16	---
RIVIERA									
1999-1995	Front		C-22-UB	A-22-M	---	91-22	31-22	30-22	---
1993-1986	Front		C-19-UB	A-19-M	---	91-19	31-19	30-18	---
1985-1971	Front		C-18-UB	A-18-M	---	91-18	31-18	30-18	---
1970-1963	Front		C-18-UB ¹	---	---	91-18 ¹	31-18 ¹	30-18 ¹	---
ROADMASTER									
1996-1992	Front		C-22-UB	A-22-M	---	91-22	31-22	30-22	---
	Wagon	Rear	C-17-UB	A-17-M	---	91-17	31-17	30-16	---
1991	Front		C-22-UB	A-22-M	---	91-22	31-22	30-22	---
	Rear		C-17-UB	A-17-M	---	91-17	31-17	30-16	---
SKYHAWK									
1989-1983	Front		C-16-UB	A-16-M	---	91-16	31-16	30-16	---
	Wagon	Rear	C-16-UB	A-16-M	---	91-16	31-16	30-16	---
1982	Front		C-16-UB ¹	---	---	91-16 ¹	31-16 ¹	30-16 ¹	---
1980-1975	Front		C-16-UB ¹	---	---	91-16 ¹	31-16 ¹	30-16 ¹	---
SKYLARK									
1998-1988	Front		C-19-UB	A-19-M	---	91-19	31-19	30-18	---
1987-1980	Front		C-18-UB	A-18-M	---	91-18	31-18	30-18	---
1979-1975	Front		C-16-UB	A-16-M	---	91-16	31-16	30-16	---
1972-1968	Front		C-16-UB	A-16-M	---	91-16	31-16	30-16	---
1967-1961	Front		C-15-UB ¹	---	---	91-15 ¹	31-15 ¹	30-15 ¹	---
SOMERSET									
1987-1985	Front		C-19-UB	A-19-M	---	91-19	31-19	30-18	---
SPECIAL									
1969-1968	Front		C-16-UB	A-16-M	---	91-16	31-16	30-16	---
1967-1961	Front		C-15-UB ¹	---	---	91-15 ¹	31-15 ¹	30-15 ¹	---
SPORTWAGON									
1972-1968	Front		C-16-UB	A-16-M	---	91-16	31-16	30-16	---
1967-1964	Front		C-15-UB ¹	---	---	91-15 ¹	31-15 ¹	30-15 ¹	---
TERRAZA									
2007-2005	Driver		C-24-UB ²	A-24-M	T-24-UB	91-24 ²	31-24 ²	30-24 ²	---
	Pass		C-22-UB ²	A-22-M	T-22-UB	91-22 ²	31-22 ²	30-22 ²	---
	Rear		C-16-UB	A-16-M	T-16-UB	91-16	31-16	30-16	---

¹To replace OE-style blade, use included 7mm Bayonet connector; ²To install blade, use included 9x4mm Shim








			BEAM		HYBRID	CONVENTIONAL		SPECIALTY	
MAKE	MODEL	Pos							
Year	Notes								
BUICK (cont.)									
VERANO									
2014		Driver	C-26-OE	A-26-M	---	---	---	---	---
		Pass	C-24-OE	A-24-M	---	---	---	30-24-OE	---
2013	w/ 19mm Bayonet Arm	Driver	C-26-N	---	---	---	---	---	---
	w/ 22mm Bayonet Arm	Driver	C-26-OE	A-26-M	---	---	---	---	---
		Pass	C-24-OE	A-24-M	---	---	---	30-24-OE	---
2012		Driver	C-26-N	---	---	---	---	---	---
WILDCAT									
1970-1968		Front	C-18-UB	A-18-M	---	91-18	31-18	30-18	---
1967-1963	w/ Overlap Wipers	Front	C-18-UB ¹	---	---	91-18 ¹	31-18 ¹	30-18 ¹	---
	w/o Overlap Wipers	Front	C-15-UB ¹	---	---	91-15 ¹	31-15 ¹	30-15 ¹	---
CADILLAC									
ALL									
1981-1970		Front	C-18-UB	A-18-M	---	91-18	31-18	30-18	---
1969-1968	Fleetwood	Front	C-18-UB	A-18-M	---	91-18	31-18	30-18	---
	All Others	Front	C-18-UB ¹	---	---	91-18 ¹	31-18 ¹	30-18 ¹	---
1967-1966		Front	C-18-UB ¹	---	---	91-18 ¹	31-18 ¹	30-18 ¹	---
1965-1961	Fleetwood 75	Front	C-15-UB ¹	---	---	91-15 ¹	31-15 ¹	30-15 ¹	---
	All Others	Front	C-18-UB ¹	---	---	91-18 ¹	31-18 ¹	30-18 ¹	---
1960-1959		Front	C-15-UB ¹	---	---	91-15 ¹	31-15 ¹	30-15 ¹	---
1958-1957	Except Brougham	Front	---	---	---	91-13 ¹	31-13 ¹	30-13 ¹	---
1956-1954		Front	---	---	---	---	31-12	30-11	20-12 ⁶
1953-1950	Original Style (Wrist Action) Arm	Front	---	---	---	---	---	---	20-11
	Replacement Style (Bayonet) Arm	Front	---	---	---	91-11	31-11	30-11	20-11 ¹⁴
1949-1948	Fleetwood 75	Front	---	---	---	---	---	---	20-09
	All Others	Front	---	---	---	---	---	---	20-11 ²³
	All Others	Front	---	---	---	91-11 ²⁴	31-11 ²⁴	30-11 ²⁴	20-11 ^{14,24}
1947-1935		Front	---	---	---	---	---	---	20-09
60 SPECIAL									
1993		Front	C-22-UB	A-22-M	---	91-22	31-22	30-22	---
ALLANTE									
1993-1987		Front	---	A-20-M	---	---	---	---	22-20
ATS									
2015-2013		Driver	C-22-UB	A-22-M	T-22-UB	91-22	31-22	30-22	---
		Pass	C-18-UB	A-18-M	T-18-UB	91-18	31-18	30-18	---
BROUGHAM									
1992-1987		Front	C-18-UB	A-18-M	---	91-18	31-18	30-18	---
CATERA									
2001-1997		Driver	C-24-UB ²	A-24-M	T-24-UB	91-24 ²	31-24 ²	30-24 ²	---
		Pass	C-19-UB ²	A-19-M	T-19-UB	91-19 ²	31-19 ²	---	---
CIMARRON									
1988-1982		Front	C-16-UB	A-16-M	---	91-16	31-16	30-16	---
COMMERCIAL CHASSIS									
1996-1993		Front	C-22-UB	A-22-M	---	91-22	31-22	30-22	---
1992		Front	C-18-UB	A-18-M	---	91-18	31-18	30-18	---
1991		Front	C-22-UB	A-22-M	---	91-22	31-22	30-22	---
1990-1989		Front	C-19-UB	A-19-M	---	91-19	31-19	30-18	---

¹To replace OE-style blade, use included 7mm Bayonet connector; ²To install blade, use included 9x4mm Shim; ⁶To replace OEM blade use included 5mm Bayonet to Dead Locker Rectifier (part number 47-63); ¹⁴To replace blade, use 5mm Bayonet to Dead-Locker Rectifier (part number 47-63) - Not Included; ²³Original Style (Wrist Action) Arm; ²⁴Replacement Style (Bayonet) Arm

			BEAM		HYBRID	CONVENTIONAL			SPECIALTY
MAKE	MODEL	Pos							
Year	Notes								
CADILLAC (cont.)									
COMMERCIAL CHASSIS (cont.)									
1988-1982		Front	C-18-UB	A-18-M	---	91-18	31-18	30-18	---
CTS									
2014		Driver	C-24-OE	A-24-M	---	---	---	30-24-OE	---
		Pass	C-18-OE	A-18-M	---	---	---	30-18-OE	---
	Wagon	Rear	---	---	---	91-12	31-12	30-11	---
2013-2008		Driver	C-22-UB	A-22-M	T-22-UB	91-22	31-22	30-22	---
		Pass	C-19-UB	A-19-M	T-19-UB	91-19	31-19	30-18	---
2007-2004		Driver	C-22-UB	A-22-M	T-22-UB	91-22	31-22	30-22	---
		Pass	C-21-UB	A-21-M	T-21-UB	91-21	31-21	30-20	---
2003		Front	C-22-UB	A-22-M	T-22-UB	91-22	31-22	30-22	---
DEVILLE									
2005-2000		Front	C-22-UB	A-22-M	T-22-UB	91-22	31-22	30-22	---
1999-1991		Front	C-22-UB	A-22-M	---	91-22	31-22	30-22	---
1990-1985		Front	C-19-UB	A-19-M	---	91-19	31-19	30-18	---
1984-1982		Front	C-18-UB	A-18-M	---	91-18	31-18	30-18	---
DTS									
2011-2006		Front	C-22-UB	A-22-M	T-22-UB	91-22	31-22	30-22	---
ELDORADO									
2002-1992		Front	C-22-UB	A-22-M	---	91-22	31-22	30-22	---
1991-1986		Front	C-19-UB	A-19-M	---	91-19	31-19	30-18	---
1985-1982		Front	C-18-UB	A-18-M	---	91-18	31-18	30-18	---
ELR									
2014		Front	C-26-OE	A-26-M	---	---	---	---	---
ESCALADE									
2015		Front	C-22-UB	A-22-M	T-22-UB	91-22	31-22	30-22	---
		Rear	---	---	---	91-13	31-13	30-13	---
2014-2009		Front	C-22-UB	A-22-M	T-22-UB	91-22	31-22	30-22	---
		Rear	---	---	---	---	---	---	AR-12E
2008-2007		Rear	---	---	---	---	---	---	AR-12E
	w/ J-Hook Style Arm	Front	C-22-UB	A-22-M	T-22-UB	91-22	31-22	30-22	---
	w/ Pinch Tab Style Arm	Front	C-22-OE	A-22-M	---	---	---	30-22-OE	---
2006-2002		Front	C-22-UB	A-22-M	T-22-UB	91-22	31-22	30-22	---
		Rear	C-16-UB	A-16-M	T-16-UB	91-16	31-16	30-16	---
2000-1999		Front	C-18-UB	A-18-M	T-18-UB	91-18	31-18	30-18	---
		Rear	C-14-UB	A-14-M	---	91-14	31-14	30-13	---
ESCALADE EXT									
2013-2009		Front	C-22-UB	A-22-M	T-22-UB	91-22	31-22	30-22	---
2008-2007	w/ J-Hook Style Arm	Front	C-22-UB	A-22-M	T-22-UB	91-22	31-22	30-22	---
	w/ Pinch Tab Style Arm	Front	C-22-OE	A-22-M	---	---	---	30-22-OE	---
2006-2002		Front	C-22-UB	A-22-M	T-22-UB	91-22	31-22	30-22	---
FLEETWOOD									
1996-1991		Front	C-22-UB	A-22-M	---	91-22	31-22	30-22	---
1990-1989		Front	C-19-UB	A-19-M	---	91-19	31-19	30-18	---
1988-1982		Front	C-18-UB	A-18-M	---	91-18	31-18	30-18	---

			BEAM		HYBRID	CONVENTIONAL		SPECIALTY	
MAKE	MODEL	Pos							
Year	Notes								
CADILLAC (cont.)									
SEVILLE									
2004-1998		Front	C-22-UB	A-22-M	T-22-UB	91-22	31-22	30-22	---
1997-1992		Front	C-22-UB	A-22-M	---	91-22	31-22	30-22	---
1991-1986		Front	C-19-UB	A-19-M	---	91-19	31-19	30-18	---
1985-1982		Front	C-18-UB	A-18-M	---	91-18	31-18	30-18	---
SRX									
2014-2010		Driver	C-26-OE	A-26-M	---	---	---	30-24-OE	---
		Pass	C-17-OE	A-17-M	---	---	---	---	---
		Rear	---	---	---	91-12	31-12	30-11	---
2009-2004		Driver	C-22-UB	A-22-M	T-22-UB	91-22	31-22	30-22	---
		Pass	C-21-UB	A-21-M	T-21-UB	91-21	31-21	30-20	---
		Rear	---	---	---	91-13	31-13	30-13	---
STS									
2011-2005		Driver	C-22-OE	A-22-M	---	---	---	30-22-OE	---
		Pass	C-21-OE	A-21-M	---	---	---	30-20-OE	---
XLR									
2009-2004		Front	C-20-UB	A-20-M	T-20-UB	91-20	31-20	30-20	---
XTS									
2014-2013		Driver	C-26-UB	A-26-M	T-26-UB	91-26	31-26	30-24	---
		Pass	C-18-UB	A-18-M	T-18-UB	91-18	31-18	30-18	---
CHECKER									
ALL									
1982-1968		Front	C-15-UB ¹	---	---	91-15 ¹	31-15 ¹	30-15 ¹	---
1967-1964		Front	---	---	---	---	31-12	30-11	20-12 ⁶
1963-1961	Superba	Front	---	---	---	---	31-13	30-13	---
	All Others	Front	---	---	---	---	31-12	30-11	20-12 ⁶
1960-1955		Front	---	---	---	---	31-12	30-11	20-12 ⁶
CHEVROLET									
ALL CARS									
1961-1959	Except Corvette	Front	C-15-UB ¹	---	---	91-15 ¹	31-15 ¹	30-15 ¹	---
1958	Except Corvette	Front	---	---	---	---	31-13	30-13	---
1957-1956	Except Corvette	Front	---	---	---	---	31-12	30-11	20-12 ⁶
1955		Front	---	---	---	---	31-12	30-11	20-12 ⁶
1954-1949	Original Style (Wrist Action) Arm	Front	---	---	---	---	---	---	20-11
	Replacement Style (Bayonet) Arm	Front	---	---	---	91-11	31-11	30-11	20-11 ¹⁴
1948-1940		Front	---	---	---	---	---	---	20-09
ASTRO									
2005-1993		Front	C-18-UB	A-18-M	---	91-18	31-18	30-18	---
		Rear	C-14-UB	A-14-M	---	91-14	31-14	30-13	---
1992-1985		Front	C-18-UB	A-18-M	---	91-18	31-18	30-18	---
AVALANCHE									
2013-2009		Front	C-22-UB	A-22-M	T-22-UB	91-22	31-22	30-22	---
2008-2007	w/ J-Hook Style Arm	Front	C-22-UB	A-22-M	T-22-UB	91-22	31-22	30-22	---
	w/ Pinch Tab Style Arm	Front	C-22-OE	A-22-M	---	---	---	30-22-OE	---
2006-2002		Front	C-22-UB	A-22-M	T-22-UB	91-22	31-22	30-22	---








¹To replace OE-style blade, use included 7mm Bayonet connector; ⁶To replace OEM blade use included 5mm Bayonet to Dead Locker Rectifier (part number 47-63); ¹⁴To replace blade, use 5mm Bayonet to Dead-Locker Rectifier (part number 47-63) - Not Included

			BEAM		HYBRID	CONVENTIONAL		SPECIALTY	
MAKE	MODEL	Pos							
Year	Notes								
CHEVROLET (cont.)									
AVEO									
2011-2009		Driver	C-22-UB	A-22-M	T-22-UB	91-22	31-22	30-22	---
		Pass	C-18-UB	A-18-M	T-18-UB	91-18	31-18	30-18	---
	Hatchback	Rear	C-15-UB	A-15-M	T-14-UB	91-15	31-15	30-15	---
2008-2004		Driver	C-22-UB	A-22-M	T-22-UB	91-22	31-22	30-22	---
		Pass	C-19-UB	A-19-M	T-19-UB	91-19	31-19	30-18	---
	Hatchback	Rear	C-15-UB	A-15-M	T-14-UB	91-15	31-15	30-15	---
BEL AIR									
1981		Front	C-18-UB	A-18-M	---	91-18	31-18	30-18	---
1975-1971		Front	C-18-UB	A-18-M	---	91-18	31-18	30-18	---
1970-1968		Front	C-16-UB ¹	---	---	91-16 ¹	31-16 ¹	30-16 ¹	---
1967-1962		Front	C-15-UB ¹	---	---	91-15 ¹	31-15 ¹	30-15 ¹	---
BERETTA									
1996-1991		Front	C-19-UB	A-19-M	---	91-19	31-19	30-18	---
1990-1987		Front	C-19-UB ¹³	A-19-M ¹³	---	91-19 ¹³	31-19 ¹³	30-18 ¹³	---
BISCAYNE									
1972-1971		Front	C-18-UB	A-18-M	---	91-18	31-18	30-18	---
1970-1968		Front	C-16-UB	A-16-M	---	91-16	31-16	30-16	---
1967-1962		Front	C-15-UB ¹	---	---	91-15 ¹	31-15 ¹	30-15 ¹	---
BLAZER									
2005-1995		Front	C-20-UB	A-20-M	T-20-UB	91-20	31-20	30-20	---
		Rear	C-14-UB	A-14-M	T-14-UB	91-14	31-14	30-13	---
1994-1992		Front	C-18-UB	A-18-M	---	91-18	31-18	30-18	---
		Rear	C-14-UB	A-14-M	---	91-14	31-14	30-13	---
1991-1985		Front	C-16-UB	A-16-M	---	91-16	31-16	30-16	---
1984-1973		Front	C-16-UB ¹	---	---	91-16 ¹	31-16 ¹	30-16 ¹	---
1972-1969		Front	C-15-UB ¹	---	---	91-15 ¹	31-15 ¹	30-15 ¹	---
BROOKWOOD									
1972-1971		Front	C-18-UB	A-18-M	---	91-18	31-18	30-18	---
1970-1969		Front	C-16-UB	A-16-M	---	91-16	31-16	30-16	---
C/K-SERIES PICKUP									
2002-1995		Front	C-18-UB	A-18-M	T-18-UB	91-18	31-18	30-18	---
1994-1991		Front	C-18-UB	A-18-M	---	91-18	31-18	30-18	---
1990		Front	C-16-UB	A-16-M	---	91-16	31-16	30-18	---
1989		Front	C-18-UB	A-16-M	---	91-18	31-16	30-16	---
1988		Front	C-18-UB	A-18-M	---	91-18	31-18	30-18	---
1986-1984		Front	C-16-UB	A-16-M	---	91-16	31-16	30-16	---
1983-1973		Front	C-16-UB ¹	---	---	91-16 ¹	31-16 ¹	30-16 ¹	---
1972-1967		Front	C-15-UB ¹	---	---	91-15 ¹	31-15 ¹	30-15 ¹	---
1966-1962		Front	---	---	---	91-13 ¹	31-13 ¹	30-13 ¹	---
1961-1960		Front	---	---	---	---	31-13	30-13	---
CAMARO									
2014-2010		Driver	C-24-UB	A-24-M	T-24-UB	91-24	31-24	30-24	---
		Pass	C-21-UB	A-21-M	T-21-UB	91-21	31-21	30-20	---
2002-1998		Front	C-24-UB ²	A-24-M	T-24-UB	91-24 ²	31-24 ²	30-24 ²	---
1997-1993		Front	---	---	---	---	---	---	22-24
1992-1982		Front	C-18-UB	A-18-M	---	91-18	31-18	30-18	---








¹To replace OE-style blade, use included 7mm Bayonet connector; ²To install blade, use included 9x4mm Shim; ¹³To prevent possible scratched glass with replacement blade, modification of ramp arm finger of OEM wiper arm may be required

MAKE	MODEL	Pos	BEAM		HYBRID	CONVENTIONAL			SPECIALTY
Year	Notes								
CHEVROLET (cont.)									
CAMARO (cont.)									
1981-1977	w/ Double Arm	Front	C-18-UB	A-18-M	---	91-18	31-18	30-18	---
1976-1970	w/ Double Arm	Front	C-18-UB	A-18-M	---	91-18	31-18	30-18	---
	w/ Single Arm	Front	C-16-UB	A-16-M	---	91-16	31-16	30-16	---
1969-1967		Front	C-15-UB ¹	---	---	91-15¹	31-15¹	30-15 ¹	---
CAPRICE									
2014-2011		Driver	C-26-OE	A-26-M	---	---	---	30-24-OE	---
		Pass	C-15-OE	A-15-M	---	---	---	---	---
1996-1991		Front	C-22-UB	A-22-M	---	91-22	31-22	30-22	---
		Rear	C-17-UB	A-17-M	---	91-17	31-17	30-16	---
1990-1971		Front	C-18-UB	A-18-M	---	91-18	31-18	30-18	---
1970-1968		Front	C-16-UB ¹	---	---	91-16¹	31-16¹	30-16 ¹	---
1967-1966		Front	C-15-UB ¹	---	---	91-15¹	31-15¹	30-15 ¹	---
CAPTIVA SPORT									
2014-2012		Driver	C-24-UB	A-24-M	T-24-UB	91-24	31-24	30-24	---
		Pass	C-16-UB	A-16-M	T-16-UB	91-16	31-15	30-15	---
2011-2008		Driver	C-24-UB	A-24-M	T-24-UB	91-24	31-24	30-24	---
		Pass	C-16-UB	A-16-M	T-16-UB	91-16	31-16	30-16	---
CAVALIER									
2005-1995		Driver	C-22-UB	A-22-M	T-22-UB	91-22	31-22	30-22	---
		Pass	C-17-UB	A-17-M	T-17-UB	91-17	31-17	30-16	---
1994-1990		Front	C-17-UB	A-17-M	---	91-17	31-17	30-16	---
1989-1982		Front	C-16-UB	A-16-M	---	91-16	31-16	30-16	---
CELEBRITY									
1990-1984		Front	C-18-UB	A-18-M	---	91-18	31-18	30-18	---
		Rear	C-16-UB	A-16-M	---	91-16	31-16	30-16	---
1983-1982		Front	C-18-UB	A-18-M	---	91-18	31-18	30-18	---
CHEVELLE									
1973-1968		Front	C-16-UB	A-16-M	---	91-16	31-16	30-16	---
1967-1964		Front	C-15-UB	A-15-M	---	91-15	31-15	30-15	---
CHEVETTE									
1987-1982		Front	C-16-UB	A-16-M	---	91-16	31-16	30-16	---
1981-1976		Front	C-16-UB ¹	---	---	91-16¹	31-16¹	30-16 ¹	---
CHEVY II									
1968		Front	C-16-UB ¹	---	---	91-16¹	31-16¹	30-16 ¹	---
1967-1962	Coupe	Front	---	---	---	91-13¹	31-13¹	30-13 ¹	---
	Sedan	Front	C-15-UB ¹	---	---	91-15¹	31-15¹	30-15 ¹	---
CITATION									
1983-1980		Front	C-18-UB	A-18-M	---	91-18	31-18	30-18	---
CITATION II									
1985-1984		Front	C-18-UB	A-18-M	---	91-18	31-18	30-18	---
CITY EXPRESS									
2015		Driver	C-22-UB	A-22-M	T-22-UB	91-22	31-22	30-22	---
		Pass	C-16-UB	A-16-M	T-16-UB	91-16	31-16	30-16	---








¹To replace OE-style blade, use included 7mm Bayonet connector

			BEAM		HYBRID	CONVENTIONAL		SPECIALTY	
MAKE	MODEL								
Year	Notes	Pos							
CHEVROLET (cont.)									
CLASSIC									
2005-2004		Driver	C-22-UB	A-22-M	T-22-UB	91-22	31-22	30-22	---
		Pass	C-18-UB	A-18-M	T-18-UB	91-18	31-18	30-18	---
COBALT									
2010-2005		Driver	C-22-UB	A-22-M	T-22-UB	91-22	31-22	30-22	---
		Pass	C-17-UB	A-17-M	T-17-UB	91-17	31-17	30-16	---
COLORADO									
2015		Driver	C-22-OE	A-22-M	---	---	---	30-22-OE	---
		Pass	C-18-OE	A-18-M	---	---	---	30-18-OE	---
2012-2004		Driver	C-22-UB	A-22-M	T-22-UB	91-22	31-22	30-22	---
		Pass	C-18-UB	A-18-M	T-18-UB	91-18	31-18	30-18	---
CORSICA									
1996-1991		Front	C-19-UB	A-19-M	---	91-19	31-19	30-18	---
1990-1987		Front	C-19-UB ¹³	A-19-M ¹³	---	91-19 ¹³	31-19 ¹³	30-18 ¹³	---
CORVAIR									
1969-1962		Front	C-15-UB ¹	---	---	91-15 ¹	31-15 ¹	30-15 ¹	---
CORVETTE									
2015-2014		Driver	C-22-UB	A-22-M	T-22-UB	91-22	31-22	30-22	---
		Pass	C-20-UB	A-20-M	T-20-UB	91-20	31-20	30-20	---
2013-2005		Front	C-21-UB	A-21-M	T-21-UB	91-21	31-21	30-20	---
2004-1997		Front	C-22-UB	A-22-M	T-22-UB	91-22	31-22	30-22	---
1996-1984		Front	---	A-20-M	---	---	---	---	22-20
1982-1968		Front	C-16-UB	A-16-M	---	91-16 ¹⁵	31-16 ¹⁵	30-16 ¹⁵	---
1967-1963		Front	C-15-UB ¹	---	---	91-15 ¹	31-15 ¹	30-15 ¹	---
1962-1961		Front	---	---	---	---	31-12	30-11	20-12 ⁶
1960-1956		Front	---	---	---	---	31-13	30-13	---
CRUZE									
2014-2011		Driver	C-24-UB	A-24-M	T-24-UB	91-24	31-24	30-24	---
		Pass	C-18-UB	A-18-M	T-18-UB	91-18	31-18	30-18	---
EL CAMINO									
1987-1978		Front	C-18-UB	A-18-M	---	91-18	31-18	30-18	---
1977-1968		Front	C-16-UB	A-16-M	---	91-16	31-16	30-16	---
1967-1964		Front	C-15-UB ¹	---	---	91-15 ¹	31-15 ¹	30-15 ¹	---
EPICA									
2006-2004		Driver	C-22-UB	A-22-M	T-22-UB	91-22	31-22	30-22	---
		Pass	C-20-UB	A-20-M	T-20-UB	91-20	31-20	30-20	---
EQUINOX									
2014-2013		Driver	C-24-OE	A-24-M	---	---	---	30-24-OE	---
		Pass	C-17-OE	A-17-M	---	---	---	---	---
		Rear	---	---	---	91-13	31-13	30-13	---
2012-2010		Driver	C-24-OE	A-24-M	---	---	---	30-24-OE	---
		Pass	C-17-OE	A-17-M	---	---	---	---	---
		Rear	---	---	---	91-13 ¹⁹	31-13 ¹⁹	---	---
2009-2008		Driver	C-24-UB	A-24-M	T-24-UB	91-24	31-24	30-24	---
		Pass	C-18-UB	A-18-M	T-18-UB	91-18	31-18	30-18	---
		Rear	C-15-UB	A-15-M	T-14-UB	91-15	31-15	30-15	---








¹To replace OE-style blade, use included 7mm Bayonet connector; ⁶To replace OEM blade use included 5mm Bayonet to Dead Locker Rectifier (part number 47-63); ¹³To prevent possible scratched glass with replacement blade, modification of ramp arm finger of OEM wiper arm may be required; ¹⁵Verify Available Clearance Between Hood and Wiper; ¹⁹Remove Pre-Installed J-Hook Adapter for Applications w/2-Piece Shroud over Wiper Arm and Attach Directly to the Green Rivet of the Wiper Blade

			BEAM		HYBRID	CONVENTIONAL		SPECIALTY	
MAKE	MODEL	Pos							
Year	Notes								
CHEVROLET (cont.)									
EQUINOX (cont.)									
2007-2005		Driver	C-24-UB	A-24-M	T-24-UB	91-24	31-24	30-24	---
		Pass	C-19-UB	A-19-M	T-19-UB	91-19	31-19	30-18	---
		Rear	C-15-UB	A-15-M	T-14-UB	91-15	31-15	30-15	---
EXPRESS									
2014-1996		Front	C-22-UB	A-22-M	T-22-UB	91-22	31-22	30-22	---
G-SERIES VAN									
1996-1993		Front	C-18-UB	A-18-M	---	91-18	31-18	30-18	---
1992-1983		Front	C-16-UB	A-16-M	---	91-16	31-16	30-16	---
1982-1964		Front	C-16-UB ¹	---	---	91-16 ¹	31-16 ¹	30-16 ¹	---
HHR									
2011-2006		Front	C-18-UB	A-18-M	T-18-UB	91-18	31-18	30-18	---
		Rear	---	---	---	---	---	---	AR-11A
IMPALA									
2014		Driver	C-24-UB	A-24-M	T-24-UB	91-24	31-24	30-24	---
		Pass	C-19-UB	A-19-M	T-19-UB	91-19	31-19	30-18	---
2013-2011		Driver	C-22-UB	A-22-M	T-22-UB	91-22	31-22	30-22	---
		Pass	C-21-UB	A-21-M	T-21-UB	91-21	31-21	30-20	---
2010-2006		Front	C-22-UB	A-22-M	T-22-UB	91-22	31-22	30-22	---
2005-2000		Front	C-22-UB	A-22-M	T-22-UB	91-22	31-22	30-22	---
1996-1994		Front	C-22-UB	A-22-M	---	91-22	31-22	30-22	---
1985-1971		Front	C-18-UB	A-18-M	---	91-18	31-18	30-18	---
1970-1968		Front	C-16-UB ¹	---	---	91-16 ¹	31-16 ¹	30-16 ¹	---
1967-1962		Front	C-15-UB ¹	---	---	91-15 ¹	31-15 ¹	30-15 ¹	---
IMPALA LIMITED									
2014		Driver	C-22-UB	A-22-M	T-22-UB	91-22	31-22	30-22	---
		Pass	C-21-UB	A-21-M	T-21-UB	91-21	31-21	30-20	---
KINGSWOOD									
1972-1971		Front	C-18-UB	A-18-M	---	91-18	31-18	30-18	---
1970-1969		Front	C-16-UB ¹	---	---	91-16 ¹	31-16 ¹	30-16 ¹	---
LAGUNA									
1976-1973		Front	C-16-UB	A-16-M	---	91-16	31-16	30-16	---
LLV									
1995-1987		Front	C-18-UB	A-18-M	---	91-18	31-18	30-18	---
LUMINA									
2001-1995		Front	C-22-UB	A-22-M	T-22-UB	91-22	31-22	30-22	---
1994-1990		Front	C-20-UB	A-20-M	---	91-20	31-20	30-20	---
LUMINA APV									
1996-1990		Front	C-24-UB	A-24-M	---	91-24	31-24	30-24	---
		Rear	C-14-UB	A-14-M	---	91-14	31-14	30-13	---
LUV									
1982-1981		Front	C-18-UB ¹	---	---	91-18 ¹	31-18 ¹	30-18 ¹	---
1980-1975		Front	C-15-UB ¹	---	---	91-15 ¹	31-15 ¹	30-15 ¹	---
LUV PICKUP									
1974-1972		Front	C-15-UB ¹	---	---	91-15 ¹	31-15 ¹	30-15 ¹	---








¹To replace OE-style blade, use included 7mm Bayonet connector

			BEAM		HYBRID	CONVENTIONAL			SPECIALTY
MAKE	MODEL	Pos							
Year	Notes								
CHEVROLET (cont.)									
MALIBU									
2014-2013		Driver	C-24-UB	A-24-M	T-24-UB	91-24	31-24	30-24	---
		Pass	C-19-UB	A-19-M	T-19-UB	91-19	31-19	30-18	---
2012-2009		Driver	C-24-OE	A-24-M	---	---	---	30-24-OE	---
		Pass	C-21-OE	A-21-M	---	---	---	30-20-OE	---
2008	Classic	Driver	C-22-UB	A-22-M	T-22-UB	91-22	31-22	30-22	---
		Pass	C-20-UB	A-20-M	T-20-UB	91-20	31-20	30-20	---
	New Style	Driver	C-24-OE	A-24-M	---	---	---	30-24-OE	---
		Pass	C-21-OE	A-21-M	---	---	---	30-20-OE	---
2007-2004		Driver	C-22-UB	A-22-M	T-22-UB	91-22	31-22	30-22	---
		Pass	C-20-UB	A-20-M	T-20-UB	91-20	31-20	30-20	---
2003-1997		Driver	C-22-UB	A-22-M	T-22-UB	91-22	31-22	30-22	---
		Pass	C-18-UB	A-18-M	T-18-UB	91-18	31-18	30-18	---
1983-1978		Front	C-18-UB	A-18-M	---	91-18	31-18	30-18	---
1977-1973		Front	C-16-UB	A-16-M	---	91-16	31-16	30-16	---
1967-1964		Front	C-15-UB ¹	---	---	91-15¹	31-15¹	30-15 ¹	---
METRO									
2001-1998		Driver	C-20-UB	A-20-M	T-20-UB	91-20	31-20	30-20	---
		Pass	C-19-UB	A-19-M	T-19-UB	91-19	31-19	30-18	---
1992		Driver	C-20-UB	A-20-M	T-20-UB	91-20	31-20	30-20	---
		Pass	C-18-UB	A-18-M	T-18-UB	91-18	31-18	30-18	---
		Rear	C-15-UB	A-15-M	T-14-UB	91-15	31-15	30-15	---
MONTE CARLO									
2007-1995		Front	C-22-UB	A-22-M	T-22-UB	91-22	31-22	30-22	---
1988-1978		Front	C-18-UB	A-18-M	---	91-18	31-18	30-18	---
1977-1970		Front	C-16-UB	A-16-M	---	91-16	31-16	30-16	---
MONZA									
1980-1975		Front	C-16-UB ¹	---	---	91-16¹	31-16¹	30-16 ¹	---
NOVA									
1988-1985		Front	C-17-UB ⁴	A-17-M ⁴	---	91-17⁴	31-17⁴	30-16 ⁴	---
1979-1969		Front	C-16-UB	A-16-M	---	91-16	31-16	30-16	---
OPTRA									
2007-2005		Driver	C-22-UB	A-22-M	T-22-UB	91-22	31-22	30-22	---
		Pass	C-19-UB	A-19-M	T-19-UB	91-19	31-19	30-18	---
	Wagon	Rear	C-18-UB	A-18-M	T-18-UB	91-18	31-18	30-18	---
2004		Driver	C-22-UB	A-22-M	T-22-UB	91-22	31-22	30-22	---
		Pass	C-19-UB	A-19-M	T-19-UB	91-19	31-19	30-18	---
ORLANDO									
2014-2012		Driver	C-24-UB	A-24-M	T-24-UB	91-24	31-24	30-24	---
		Pass	C-19-UB	A-19-M	T-19-UB	91-19	31-19	30-18	---
PRIZM									
2002-1998		Driver	C-20-UB	A-20-M	T-20-UB	91-20	31-20	30-20	---
		Pass	C-18-UB	A-18-M	T-18-UB	91-18	31-18	30-18	---
S10									
2004-1994		Front	C-20-UB	A-20-M	T-20-UB	91-20	31-20	30-20	---
1993-1982		Front	C-16-UB	A-16-M	---	91-16	31-16	30-16	---








¹To replace OE-style blade, use included 7mm Bayonet connector; ⁴To replace OEM blade use 2-Screw Bayonet Adapter (part number 48-08) - Not Included

			BEAM		HYBRID	CONVENTIONAL			SPECIALTY	
MAKE	MODEL	Pos								
Year	Notes									
CHEVROLET (cont.)										
S10 BLAZER										
1994-1983		Front	C-16-UB	A-16-M	---	91-16	31-16	30-16	---	
		Rear	C-14-UB	A-14-M	---	91-14	31-14	30-13	---	
SILVERADO										
2015-2014		Front	C-22-OE	---	---	---	---	30-22-OE	---	
2013-2008		Front	C-22-OE	A-22-M	---	---	---	30-22-OE	---	
2007	Classic	Front	C-22-UB	A-22-M	T-22-UB	91-22	31-22	30-22	---	
	New Style	Front	C-22-OE	A-22-M	---	---	---	30-22-OE	---	
2006-1999		Front	C-22-UB	A-22-M	T-22-UB	91-22	31-22	30-22	---	
SONIC										
2014-2012		Driver	C-26-OE	A-26-M	---	---	---	30-24-OE	---	
		Pass	C-15-OE	A-15-M	---	---	---	---	---	
SPARK (EV)										
2014-2012		Driver	C-24-OE	A-24-M	---	---	---	30-24-OE	---	
		Pass	C-15-OE	A-16-M	---	---	---	---	---	
		Rear	---	---	---	---	---	---	AR-12A	
SPECTRUM										
1988-1985		Front	C-18-UB	A-18-M	T-18-UB	91-18	31-18	30-18	---	
		Rear	C-15-UB ⁴	A-15-M ⁴	---	91-15 ⁴	31-15 ⁴	30-15 ⁴	---	
SPRINT										
1992-1989		Driver	C-19-UB	A-19-M	---	91-19	31-19	30-18	---	
		Pass	C-18-UB	A-18-M	---	91-18	31-18	30-18	---	
1988-1985		Front	C-17-UB ⁴	A-17-M ⁴	---	91-17 ⁴	31-17 ⁴	30-16 ⁴	---	
		Rear	C-15-UB ⁴	A-15-M ⁴	---	91-15 ⁴	31-15 ⁴	30-15 ⁴	---	
SS										
2014		Driver	C-26-OE	A-26-M	---	---	---	30-24-OE	---	
		Pass	C-15-OE	A-15-M	---	---	---	---	---	
SSR										
2006-2003		Driver	C-20-UB	A-20-M	T-20-UB	91-20	31-20	30-20	---	
		Pass	C-19-UB	A-19-M	T-19-UB	91-19	31-19	30-18	---	
SUBURBAN										
2015		Front	C-22-UB	A-22-M	T-22-UB	91-22	31-22	30-22	---	
		Rear	---	---	---	91-13	31-13	30-13	---	
2014-2007		Rear	---	---	---	---	---	---	AR-12E	
		Optional; w/ Pinch Tab Style Arm	Front	C-22-OE	A-22-M	---	---	---	30-22-OE	---
		Standard; w/ J-Hook Style Arm	Front	C-22-UB	A-22-M	T-22-UB	91-22	31-22	30-22	---
2006-2000		Front	C-22-UB	A-22-M	T-22-UB	91-22	31-22	30-22	---	
		Rear	C-16-UB	A-16-M	T-16-UB	91-16	31-16	30-16	---	
1999-1995		Front	C-18-UB	A-18-M	T-18-UB	91-18	31-18	30-18	---	
		Rear	C-14-UB	A-14-M	T-14-UB	91-14	31-14	30-13	---	
1994-1992		Front	C-18-UB	A-18-M	---	91-18	31-18	30-18	---	
1991-1984		Front	C-16-UB	A-16-M	---	91-16	31-16	30-16	---	
1983-1973		Front	C-16-UB ¹	---	---	91-16 ¹	31-16 ¹	30-16 ¹	---	
1972-1967		Front	C-15-UB ¹	---	---	91-15 ¹	31-15 ¹	30-15 ¹	---	
1966-1960		Front	---	---	---	---	31-13	30-13	---	








¹To replace OE-style blade, use included 7mm Bayonet connector; ⁴To replace OEM blade use 2-Screw Bayonet Adapter (part number 48-08) - Not Included

			BEAM		HYBRID	CONVENTIONAL		SPECIALTY	
MAKE	MODEL	Pos							
Year	Notes								
CHEVROLET (cont.)									
TAHOE									
2015		Front	C-22-UB	A-22-M	T-22-UB	91-22	31-22	30-22	---
		Rear	---	---	---	91-13	31-13	30-13	---
2014-2007		Rear	---	---	---	---	---	---	AR-12E
	Optional; w/ Pinch Tab Style Arm	Front	C-22-OE	A-22-M	---	---	---	30-22-OE	---
	Standard; w/ J-Hook Style Arm	Front	C-22-UB	A-22-M	T-22-UB	91-22	31-22	30-22	---
2006-2000		Front	C-22-UB	A-22-M	T-22-UB	91-22	31-22	30-22	---
		Rear	C-16-UB	A-16-M	T-16-UB	91-16	31-16	30-16	---
1999-1995		Front	C-18-UB	A-18-M	T-18-UB	91-18	31-18	30-18	---
		Rear	C-14-UB	A-14-M	T-14-UB	91-14	31-14	30-13	---
TOWNSMAN									
1972-1971		Front	C-18-UB	A-18-M	---	91-18	31-18	30-18	---
1970-1969		Front	C-16-UB ¹	---	---	91-16 ¹	31-16 ¹	30-16 ¹	---
TRACKER									
2004-1999		Front	C-19-UB	A-19-M	T-19-UB	91-19	31-19	30-18	---
		Rear	C-15-UB	A-15-M	T-14-UB	91-15	31-15	30-15	---
1998		Front	C-17-UB	A-17-M	T-17-UB	91-17	31-17	30-16	---
		Rear	C-15-UB	A-15-M	T-14-UB	91-15	31-15	30-15	---
1991		Front	C-17-UB ⁴	A-17-M ⁴	---	91-17 ⁴	31-17 ⁴	30-16 ⁴	---
		Rear	C-16-UB	A-16-M	T-16-UB	91-16	31-16	30-16	---
1990-1989		Front	C-17-UB ⁴	A-17-M ⁴	---	91-17 ⁴	31-17 ⁴	30-16 ⁴	---
TRAILBLAZER									
2009-2007		Front	C-22-UB	A-22-M	T-22-UB	91-22	31-22	30-22	---
		Rear	---	---	---	---	---	---	AR-12E
2006-2002		Front	C-22-UB	A-22-M	T-22-UB	91-22	31-22	30-22	---
		Rear	C-16-UB	A-16-M	T-16-UB	91-16	31-16	30-16	---
TRAVERSE									
2014-2009		Driver	C-24-OE	A-24-M	---	---	---	30-24-OE	---
		Pass	C-21-OE	A-21-M	---	---	---	30-20-OE	---
		Rear	---	---	---	91-12	31-12	30-11	---
TRAX									
2014		Driver	C-26-OE	A-26-M	---	---	---	30-24-OE	---
		Pass	C-14-N	A-14-M	---	---	---	---	---
2013	w/ 19mm Bayonet Arm	Driver	C-26-N	---	---	---	---	---	---
		Pass	C-14-N	---	---	---	---	---	---
	w/ 22mm Bayonet Arm	Driver	C-26-OE	A-26-M	---	---	---	30-24-OE	---
		Pass	C-14-N	A-14-M	---	---	---	---	---
TRUCK									
1960		Front	---	---	---	---	31-13	30-13	---
1959-1947		Front	---	---	---	---	---	---	20-12
UPLANDER									
2009-2005		Driver	C-24-UB ²	A-24-M	T-24-UB	91-24 ²	31-24 ²	30-24 ²	---
		Pass	C-22-UB ²	A-22-M	T-22-UB	91-22 ²	31-22 ²	30-22 ²	---
		Rear	C-16-UB	A-16-M	T-16-UB	91-16	31-16	30-16	---








¹To replace OE-style blade, use included 7mm Bayonet connector; ²To install blade, use included 9x4mm Shim; ⁴To replace OEM blade use 2-Screw Bayonet Adapter (part number 48-08) - Not Included

			BEAM	HYBRID	CONVENTIONAL			SPECIALTY	
MAKE	MODEL	Pos							
Year	Notes								
CHEVROLET (cont.)									
VEGA									
1977-1971		Front	C-16-UB ¹	---	---	91-16 ¹	31-16 ¹	30-16 ¹	---
VENTURE									
2005-1997		Front	C-24-UB	A-24-M	T-24-UB	91-24	31-24	30-24	---
		Rear	C-16-UB	A-16-M	T-16-UB	91-16	31-16	30-16	---
VOLT									
2014		Front	C-26-OE	A-26-M	---	---	---	30-24-OE	---
2013	w/ 19mm Bayonet Arm	Driver	C-26-N	---	---	---	---	---	---
	w/ 22mm Bayonet Arm	Front	C-26-OE	A-26-M	---	---	---	30-24-OE	---
2012-2011		Driver	C-26-N	---	---	---	---	---	---
CHRYSLER									
ALL									
1979-1974		Front	C-18-UB	A-18-M	---	91-18	31-18	30-18	---
1973-1969		Front	C-16-UB	A-16-M	---	91-16	31-16	30-16	---
1968-1965	Except Imperial	Front	C-18-UB ¹	---	---	91-18 ¹	31-18 ¹	30-18 ¹	---
1964	Except Imperial	Front	C-16-UB ^{1,8}	---	---	91-16 ^{1,8}	31-16 ^{1,8}	30-16 ^{1,8}	---
1963-1957		Front	C-16-UB ^{1,8}	---	---	91-16 ^{1,8}	31-16 ^{1,8}	30-16 ^{1,8}	---
1956-1949		Front	---	---	---	---	---	---	20-12
1948-1941		Front	---	---	---	---	---	---	20-11
1940-1939		Front	---	---	---	---	---	---	20-10
200									
2015		Driver	C-26-UB	A-26-M	T-26-UB	91-26	31-26	---	---
		Pass	C-19-UB	A-19-M	T-19-UB	91-19	31-19	30-18	---
2014-2011		Driver	C-24-UB ²	A-24-M	T-24-UB	91-24 ²	31-24 ²	30-24 ²	---
		Pass	C-22-UB ²	A-22-M	T-22-UB	91-22 ²	31-22 ²	30-22 ²	---
300									
2014-2011		Driver	C-24-UB	A-24-M	T-24-UB	91-24	31-24	30-24	---
		Pass	C-21-UB	A-21-M	T-21-UB	91-21	31-21	30-20	---
2010-2005		Front	C-22-UB	A-22-M	T-22-UB	91-22	31-22	30-22	---
300M									
2004-1999		Driver	C-24-UB	A-24-M	T-24-UB	91-24	31-24	30-24	---
		Pass	C-22-UB	A-22-M	T-22-UB	91-22	31-22	30-22	---
ASPEN									
2009-2007		Driver	C-26-UB	A-26-M	T-26-UB	91-26	31-26	30-24	---
		Pass	C-21-UB	A-21-M	T-21-UB	91-21	31-21	30-20	---
		Rear	---	---	---	---	---	---	AR-14C
CIRRUS									
2000-1995		Front	C-22-UB ²	A-22-M	T-22-UB	91-22 ²	31-22 ²	30-22 ²	---
CONCORDE									
2004-1997		Driver	C-24-UB	A-24-M	T-24-UB	91-24	31-24	30-24	---
		Pass	C-22-UB	A-22-M	T-22-UB	91-22	31-22	30-22	---
1996-1995		Front	C-24-UB	A-24-M	T-24-UB	91-24	31-24	30-24	---
1994-1993		Driver	C-24-UB	A-24-M	T-24-UB	91-24	31-24	30-24	---
		Pass	C-22-UB	A-22-M	T-22-UB	91-22	31-22	30-22	---








¹To replace OE-style blade, use included 7mm Bayonet connector; ²To install blade, use included 9x4mm Shim; ⁸To replace blade use Wiper Arm listed separately

			BEAM		HYBRID	CONVENTIONAL		SPECIALTY	
MAKE	MODEL	Pos							
Year	Notes								
CHRYSLER (cont.)									
CONQUEST									
1989-1987		Front	C-19-UB ³	A-19-M ³	---	91-19 ³	31-19 ³	30-18 ³	---
		Rear	C-17-UB ³	A-17-M ³	---	91-17 ³	31-17 ³	30-16 ³	---
CORDOBA									
1983-1980		Front	C-18-UB	A-18-M	---	91-18	31-18	30-18	---
CROSSFIRE									
2008-2004		Driver	C-19-UB ²	A-19-M	T-19-UB	91-19 ²	31-19 ²	---	---
		Pass	C-22-UB ²	A-22-M	T-22-UB	91-22 ²	31-22 ²	30-22 ²	---
DAYTONA									
1993-1984		Front	C-18-UB	A-18-M	---	91-18	31-18	30-18	---
		Rear	C-18-UB	A-18-M	---	91-18	31-18	30-18	---
DYNASTY									
1993-1988		Front	C-18-UB	A-18-M	---	91-18	31-18	30-18	---
E CLASS									
1984-1983		Front	C-16-UB	A-16-M	---	91-16	31-16	30-16	---
EXECUTIVE LIMOUSINE									
1985		Front	C-16-UB	A-16-M	---	91-16	31-16	30-16	---
EXECUTIVE SEDAN									
1984-1983		Front	C-16-UB	A-16-M	---	91-16	31-16	30-16	---
FIFTH AVENUE									
1989-1983		Front	C-18-UB	A-18-M	---	91-18	31-18	30-18	---
IMPERIAL									
1993-1990		Front	C-18-UB	A-18-M	---	91-18	31-18	30-18	---
1983-1981		Front	C-18-UB	A-18-M	---	91-18	31-18	30-18	---
1968-1964		Front	C-18-UB ^{1,8}	---	---	91-18 ^{1,8}	31-18 ^{1,8}	30-18 ^{1,8}	---
INTREPID									
2004-1997		Driver	C-24-UB	A-24-M	T-24-UB	91-24	31-24	30-24	---
		Pass	C-22-UB	A-22-M	T-22-UB	91-22	31-22	30-22	---
1996-1995		Front	C-24-UB	A-24-M	T-24-UB	91-24	31-24	30-24	---
1994-1993		Driver	C-24-UB	A-24-M	T-24-UB	91-24	31-24	30-24	---
		Pass	C-22-UB	A-22-M	T-22-UB	91-22	31-22	30-22	---
LASER									
1986-1984		Front	C-18-UB	A-18-M	---	91-18	31-18	30-18	---
LEBARON									
1995-1994		Front	C-19-UB	A-19-M	---	91-19	31-19	30-18	---
1993-1989		Front	C-18-UB	A-18-M	---	91-18	31-18	30-18	---
1988-1987	Except Sedan	Front	C-18-UB	A-18-M	---	91-18	31-18	30-18	---
	Hatchback	Rear	C-18-UB	A-18-M	---	91-18	31-18	30-18	---
	Sedan	Front	C-16-UB	A-16-M	---	91-16	31-16	30-16	---
1986-1985	Except Hatchback	Front	C-16-UB	A-16-M	---	91-16	31-16	30-16	---
	Hatchback	Front	C-18-UB	A-18-M	---	91-18	31-18	30-18	---
		Rear	C-18-UB	A-18-M	---	91-18	31-18	30-18	---
1984-1982		Front	C-16-UB	A-16-M	---	91-16	31-16	30-16	---
		Rear	---	---	---	91-13 ¹	31-13 ¹	30-13 ¹	---
1981-1980		Front	C-18-UB	A-18-M	---	91-18	31-18	30-18	---
		Rear	C-16-UB	A-16-M	---	91-16	31-16	30-16	---

¹To replace OE-style blade, use included 7mm Bayonet connector; ²To install blade, use included 9x4mm Shim; ³To replace OEM blade use Double End Pin Adapter (part number 48-05) - Not Included; ⁸To replace blade use Wiper Arm listed separately

			BEAM		HYBRID	CONVENTIONAL		SPECIALTY	
MAKE	MODEL	Pos							
Year	Notes								
CHRYSLER (cont.)									
LHS									
2001-1999		Driver	C-24-UB	A-24-M	T-24-UB	91-24	31-24	30-24	----
		Pass	C-22-UB	A-22-M	T-22-UB	91-22	31-22	30-22	----
1997-1994		Driver	C-24-UB	A-24-M	T-24-UB	91-24	31-24	30-24	----
		Pass	C-22-UB	A-22-M	T-22-UB	91-22	31-22	30-22	----
NEON									
2002-2000		Driver	C-22-UB	A-22-M	T-22-UB	91-22	31-22	30-22	----
		Pass	C-19-UB	A-19-M	T-19-UB	91-19	31-19	30-18	----
1997-1995		Driver	C-21-UB	A-21-M	T-21-UB	91-21	31-21	30-20	----
		Pass	C-18-UB	A-18-M	T-18-UB	91-18	31-18	30-18	----
NEW YORKER									
1996-1994		Driver	C-24-UB	A-24-M	T-24-UB	91-24	31-24	30-24	----
		Pass	C-22-UB	A-22-M	T-22-UB	91-22	31-22	30-22	----
1993-1989		Front	C-18-UB	A-18-M	---	91-18	31-18	30-18	----
1988-1983		Front	C-16-UB	A-16-M	---	91-16	31-16	30-16	----
1982-1980		Front	C-18-UB	A-18-M	---	91-18	31-18	30-18	----
NEWPORT									
1981-1980		Front	C-18-UB	A-18-M	---	91-18	31-18	30-18	----
PACIFICA									
2008		Driver	C-26-UB	A-26-M	T-26-UB	91-26	31-26	30-24	----
		Pass	C-22-UB	A-22-M	T-22-UB	91-22	31-22	30-22	----
		Rear	C-14-UB	A-14-M	T-14-UB	91-14	31-14	30-13	----
2007-2004		Front	C-22-UB	A-22-M	T-22-UB	91-22	31-22	30-22	----
		Rear	C-14-UB	A-14-M	T-14-UB	91-14	31-14	30-13	----
PROWLER									
2002-2001		Driver	C-17-UB	A-17-M	T-17-UB	91-17	31-17	30-16	----
		Pass	C-19-UB	A-19-M	T-19-UB	91-19	31-19	30-18	----
PT CRUISER									
2010-2001		Driver	C-20-UB	A-20-M	T-20-UB	91-20	31-20	30-20	----
		Pass	C-21-UB	A-21-M	T-21-UB	91-21	31-21	30-20	----
		Rear	C-16-UB	A-16-M	T-16-UB	91-16	31-16	30-16	----
SEBRING									
2010-2007		Driver	C-24-UB ²	A-24-M	T-24-UB	91-24 ²	31-24 ²	30-24 ²	----
		Pass	C-22-UB ²	A-22-M	T-22-UB	91-22 ²	31-22 ²	30-22 ²	----
2006		Front	C-22-UB ²	A-22-M	T-22-UB	91-22 ²	31-22 ²	30-22 ²	----
2005-2001	Coupe	Driver	C-24-UB ²	A-24-M	T-24-UB	91-24 ²	31-24 ²	30-24 ²	----
		Pass	C-22-UB ²	A-22-M	T-22-UB	91-22 ²	31-22 ²	30-22 ²	----
	Except Coupe	Front	C-22-UB ²	A-22-M	T-22-UB	91-22 ²	31-22 ²	30-22 ²	----
2000-1997	Convertible	Front	C-22-UB	A-22-M	T-22-UB	91-22	31-22	30-22	----
	Coupe	Driver	C-24-UB	A-24-M	T-24-UB	91-24	31-24	30-24	----
		Pass	C-22-UB	A-22-M	T-22-UB	91-22	31-22	30-22	----
1996	Convertible	Front	C-21-UB	A-21-M	T-21-UB	91-21	31-21	30-20	----
	Coupe	Driver	C-24-UB	A-24-M	T-24-UB	91-24	31-24	30-24	----
		Pass	C-22-UB	A-22-M	T-22-UB	91-22	31-22	30-22	----
1995		Driver	C-24-UB	A-24-M	T-24-UB	91-24	31-24	30-24	----
		Pass	C-22-UB	A-22-M	T-22-UB	91-22	31-22	30-22	----








²To install blade, use included 9x4mm Shim

			BEAM		HYBRID	CONVENTIONAL			SPECIALTY
MAKE	MODEL	Pos							
Year	Notes								
CHRYSLER (cont.)									
TC MASERATI									
1991-1989		Front	C-18-UB	A-18-M	---	91-18	31-18	30-18	---
TOWN & COUNTRY									
2014-2012		Driver	C-26-UB ²	A-26-M	T-26-UB	91-26 ²	31-26 ²	30-24 ²	---
		Pass	C-20-UB	A-20-M	T-20-UB	91-20	31-20	30-20	---
		Rear	C-16-UB	A-16-M	T-16-UB	91-16	31-16	30-16	---
2011		Driver	C-26-UB ²	A-26-M	T-26-UB	91-26 ²	31-26 ²	30-24 ²	---
		Pass	C-20-UB	A-20-M	T-20-UB	91-20	31-20	30-20	---
	w/ Metal Arm	Rear	C-16-UB	A-16-M	T-16-UB	91-16	31-16	30-16	---
	w/ Plastic Arm	Rear	---	---	---	---	---	---	AR-16E
2010-2009		Driver	C-26-UB ²	A-26-M	T-26-UB	91-26 ²	31-26 ²	30-24 ²	---
		Pass	C-20-UB	A-20-M	T-20-UB	91-20	31-20	30-20	---
		Rear	---	---	---	---	---	---	AR-16E
2008		Driver	C-26-UB ²	A-26-M	T-26-UB	91-26 ²	31-26 ²	30-24 ²	---
		Pass	C-20-UB	A-20-M	T-20-UB	91-20	31-20	30-20	---
		Rear	C-16-UB	A-16-M	T-16-UB	91-16	31-16	30-16	---
2007-2001		Front	C-28-UB	A-28-M	T-28-UB	91-28	31-28	---	---
		Rear	C-16-UB	A-16-M	T-16-UB	91-16	31-16	30-16	---
2000-1996		Front	C-28-UB	A-28-M	T-28-UB	91-28	31-28	---	---
		Rear	C-18-UB	A-18-M	T-18-UB	91-18	31-18	30-18	---
1995		Front	C-22-UB	A-22-M	T-22-UB	91-22	31-22	30-22	---
		Rear	C-18-UB	A-18-M	T-18-UB	91-18	31-18	30-18	---
1994		Driver	C-22-UB	A-22-M	T-22-UB	91-22	31-22	30-22	---
		Pass	C-18-UB	A-18-M	T-18-UB	91-18	31-18	30-18	---
		Rear	C-18-UB ¹⁰	A-18-M ¹⁰	T-18-UB ¹⁰	91-18 ¹⁰	31-18 ¹⁰	30-18 ¹⁰	---
1993-1991		Front	C-18-UB	A-18-M	---	91-18	31-18	30-18	---
1990		Front	C-18-UB	A-18-M	---	91-18	31-18	30-18	---
		Rear	C-16-UB	A-16-M	---	91-16	31-16	30-16	---
1988-1982		Front	C-16-UB	A-16-M	---	91-16	31-16	30-16	---
		Rear	---	---	---	---	31-13	30-13	---
1981-1980		Front	C-18-UB	A-18-M	---	91-18	31-18	30-18	---
		Rear	C-18-UB	A-18-M	---	91-18	31-18	30-18	---
VOYAGER, GRAND VOYAGER									
2003-2001		Front	C-28-UB	A-28-M	T-28-UB	91-28	31-28	---	---
		Rear	C-16-UB	A-16-M	T-16-UB	91-16	31-16	30-16	---
2000		Front	C-28-UB	A-28-M	T-28-UB	91-28	31-28	---	---
		Rear	C-18-UB	A-18-M	T-18-UB	91-18	31-18	30-18	---
CITROEN									
ALL									
1975-1955	Except Méhari	Front	---	---	---	91-13 ¹	31-13 ¹	30-13 ¹	---
CODA									
SEDAN									
2013-2012		Driver	C-22-UB	A-22-M	T-22-UB	91-22	31-22	30-22	---
		Pass	C-16-UB	A-16-M	T-16-UB	91-16	31-16	30-16	---








¹To replace OE-style blade, use included 7mm Bayonet connector; ²To install blade, use included 9x4mm Shim; ¹⁰To replace OEM blade use Wet Arm Adapter Kit (part number 48-13)

MAKE	MODEL	Pos	BEAM		HYBRID	CONVENTIONAL			SPECIALTY
Year	Notes								
CROSLEY									
CONVENTIONAL									
1952-1946		Front	---	---	---	---	---	---	20-09
HOT SHOT ROADSTER									
1952-1949		Front	---	---	---	---	---	---	20-10
DAEWOO									
LANOS									
2002-1999		Front	C-19-UB	A-19-M	T-19-UB	91-19	31-19	30-18	---
	Hatchback	Rear	C-18-UB	A-18-M	T-18-UB	91-18	31-18	30-18	---
LEGANZA									
2002-1999		Driver	C-22-UB	A-22-M	T-22-UB	91-22	31-22	30-22	---
	Pass		C-19-UB	A-19-M	T-19-UB	91-19	31-19	30-18	---
NUBIRA									
2002-1999		Front	C-20-UB	A-20-M	T-20-UB	91-20	31-20	30-20	---
	Wagon	Rear	C-15-UB	A-15-M	T-14-UB	91-15	31-15	30-15	---
DAIHATSU									
CHARADE									
1992-1988		Front	C-18-UB ¹	---	---	91-18¹	31-18¹	30-18 ¹	---
	Hatchback	Rear	C-18-UB ¹	---	---	91-18¹	31-18¹	30-18 ¹	---
ROCKY									
1992-1990		Front	C-16-UB ¹	---	---	91-16¹	31-16¹	30-16 ¹	---
		Rear	C-14-UB ¹	---	---	91-14¹	31-14¹	30-13 ¹	---
DARRIN									
DARRIN									
1958-1955		Front	---	---	---	91-11	31-11	30-11	---
DELOREAN									
DMC 12									
1983-1981		Front	C-20-UB	A-20-M	T-20-UB	91-20	31-20	30-20	---
DESOTO									
ALL									
1961-1957		Front	C-16-UB ¹	---	---	91-16¹	31-16¹	30-16 ¹	---
1956-1953		Front	---	---	---	---	---	---	20-12
1952-1949	Convertible	Front	---	---	---	---	---	---	20-11
	Except Convertible	Front	---	---	---	---	---	---	20-12
1948-1946	Convertible, w/ Electric Wipers	Front	---	---	---	---	---	---	20-10
	Exc Convertible	Front	---	---	---	---	---	---	20-11 ²⁵
	w/ Vacuum Wipers	Front	---	---	---	---	---	---	20-10
1945-1943		Front	---	---	---	---	---	---	20-11
1942-1941	DeLuxe	Front	---	---	---	---	---	---	20-10
	All Others	Front	---	---	---	---	---	---	20-11
1940-1939		Front	---	---	---	---	---	---	20-10








¹To replace OE-style blade, use included 7mm Bayonet connector; ²⁵w/ Electric Wipers

			BEAM		HYBRID	CONVENTIONAL		SPECIALTY	
MAKE	MODEL	Pos							
Year	Notes								
DODGE									
ALL CARS									
1960-1957		Front	C-16-UB ¹	---	---	91-16 ¹	31-16 ¹	30-16 ¹	---
1956-1953		Front	---	---	---	---	---	---	20-12
1952-1949		Front	---	---	---	---	31-12	30-11	20-12 ⁶
1948-1946	w/ Electric Wipers	Front	---	---	---	---	---	---	20-12
	w/ Vacuum Wipers	Front	---	---	---	---	---	---	20-10
1942-1941	Except Deluxe	Front	---	---	---	---	---	---	20-11
1940-1939		Front	---	---	---	---	---	---	20-10
2000 GTX									
1990-1989		Driver	C-19-UB	A-19-M	T-19-UB	91-19	31-19	30-18	---
		Pass	C-18-UB	A-18-M	T-18-UB	91-18	31-18	30-18	---
330									
1964-1963		Front	C-16-UB ^{1,8}	---	---	91-16 ^{1,8}	31-16 ^{1,8}	30-16 ^{1,8}	---
400									
1983-1982		Front	C-16-UB	A-16-M	---	91-16	31-16	30-16	---
440									
1964-1963		Front	C-16-UB ^{1,8}	---	---	91-16 ^{1,8}	31-16 ^{1,8}	30-16 ^{1,8}	---
600									
1988-1983		Front	C-16-UB	A-16-M	---	91-16	31-16	30-16	---
880									
1964-1963		Front	C-16-UB ^{1,8}	---	---	91-16 ^{1,8}	31-16 ^{1,8}	30-16 ^{1,8}	---
A100 TRUCK									
1970-1964		Front	C-16-UB ¹	---	---	91-16 ¹	31-16 ¹	30-16 ¹	---
A108 VAN									
1970-1967		Front	C-16-UB ¹	---	---	91-16 ¹	31-16 ¹	30-16 ¹	---
ARIES									
1989		Front	C-16-UB	A-16-M	---	91-16	31-16	30-16	---
1988-1981		Front	C-16-UB	A-16-M	---	91-16	31-16	30-16	---
	Wagon	Rear	---	---	---	91-13 ¹	31-13 ¹	30-13 ¹	---
ASPEN									
1980-1976		Front	C-18-UB ¹	---	---	91-18 ¹	31-18 ¹	30-18 ¹	---
		Rear	C-16-UB	A-16-M	---	91-16	31-16	30-16	---
AVENGER									
2014-2008		Driver	C-24-UB ²	A-24-M	T-24-UB	91-24 ²	31-24 ²	30-24 ²	---
		Pass	C-22-UB ²	A-22-M	T-22-UB	91-22 ²	31-22 ²	30-22 ²	---
2000-1995		Driver	C-24-UB	A-24-M	T-24-UB	91-24	31-24	30-24	---
		Pass	C-22-UB	A-22-M	T-22-UB	91-22	31-22	30-22	---
B-SERIES VAN									
1998		Front	C-18-UB	A-18-M	T-18-UB	91-18	31-18	30-18	---
1997-1995		Front	C-18-UB	A-18-M	---	91-18	31-18	30-18	---
1994-1971		Front	C-16-UB	A-16-M	---	91-16	31-16	30-16	---
CALIBER									
2012-2007		Driver	C-24-UB	A-24-M	T-24-UB	91-24	31-24	30-24	---
		Pass	C-17-UB	A-17-M	T-17-UB	91-17	31-17	30-16	---
		Rear	---	---	---	91-11	31-11	---	---








¹To replace OE-style blade, use included 7mm Bayonet connector; ²To install blade, use included 9x4mm Shim; ⁶To replace OEM blade use included 5mm Bayonet to Dead Locker Rectifier (part number 47-63); ⁸To replace blade use Wiper Arm listed separately

			BEAM		HYBRID	CONVENTIONAL		SPECIALTY	
MAKE	MODEL	Pos							
Year	Notes								
DODGE (cont.)									
CARAVAN, GRAND CARAVAN									
2014-2012		Driver	C-26-UB ²	A-26-M	T-26-UB	91-26 ²	31-26 ²	30-24 ²	---
		Pass	C-20-UB	A-20-M	T-20-UB	91-20	31-20	30-20	---
		Rear	C-16-UB	A-16-M	T-16-UB	91-16	31-16	30-16	---
2011		Driver	C-26-UB ²	A-26-M	T-26-UB	91-26 ²	31-26 ²	30-24 ²	---
		Pass	C-20-UB	A-20-M	T-20-UB	91-20	31-20	30-20	---
	w/ Metal Arm	Rear	C-16-UB	A-16-M	T-16-UB	91-16	31-16	30-16	---
	w/ Plastic Arm	Rear	---	---	---	---	---	---	AR-16E
2010-2009		Driver	C-26-UB ²	A-26-M	T-26-UB	91-26 ²	31-26 ²	30-24 ²	---
		Pass	C-20-UB	A-20-M	T-20-UB	91-20	31-20	30-20	---
		Rear	---	---	---	---	---	---	AR-16E
2008		Driver	C-26-UB ²	A-26-M	T-26-UB	91-26 ²	31-26 ²	30-24 ²	---
		Pass	C-20-UB	A-20-M	T-20-UB	91-20	31-20	30-20	---
		Rear	C-16-UB	A-16-M	T-16-UB	91-16	31-16	30-16	---
2007-2001		Front	C-28-UB	A-28-M	T-28-UB	91-28	31-28	---	---
		Rear	C-16-UB	A-16-M	T-16-UB	91-16	31-16	30-16	---
2000-1996		Front	C-28-UB	A-28-M	T-28-UB	91-28	31-28	---	---
		Rear	C-18-UB	A-18-M	T-18-UB	91-18	31-18	30-18	---
1995		Front	C-22-UB	A-22-M	T-22-UB	91-22	31-22	30-22	---
		Rear	C-18-UB ¹⁰	A-18-M ¹⁰	T-18-UB ¹⁰	91-18 ¹⁰	31-18 ¹⁰	30-18 ¹⁰	---
1994		Driver	C-22-UB	A-22-M	T-22-UB	91-22	31-22	30-22	---
		Pass	C-18-UB	A-18-M	T-18-UB	91-18	31-18	30-18	---
		Rear	C-18-UB ¹⁰	A-18-M ¹⁰	T-18-UB ¹⁰	91-18 ¹⁰	31-18 ¹⁰	30-18 ¹⁰	---
1993-1991		Front	C-18-UB	A-18-M	---	91-18	31-18	30-18	---
		Rear	C-18-UB	A-18-M	---	91-18	31-18	30-18	---
1990-1984		Front	C-18-UB	A-18-M	---	91-18	31-18	30-18	---
		Rear	C-16-UB	A-16-M	---	91-16	31-16	30-16	---
CHALLENGER									
2014-2008		Front	C-22-UB	A-22-M	T-22-UB	91-22	31-22	30-22	---
1983-1978		Front	C-17-UB ³	A-17-M ³	---	91-17 ³	31-17 ³	30-16 ³	---
1974-1970		Front	C-16-UB	A-16-M	---	91-16	31-16	30-16	---
CHARGER									
2014-2011		Driver	C-24-UB	A-24-M	T-24-UB	91-24	31-24	30-24	---
		Pass	C-21-UB	A-21-M	T-21-UB	91-21	31-21	30-20	---
2010-2006		Front	C-22-UB	A-22-M	T-22-UB	91-22	31-22	30-22	---
1987-1983		Front	C-16-UB ¹	---	---	91-16 ¹	31-16 ¹	30-16 ¹	---
		Rear	C-18-UB ¹	---	---	91-18 ¹	31-18 ¹	30-18 ¹	---
1978-1975		Front	C-18-UB	A-18-M	---	91-18	31-18	30-18	---
1974-1971		Front	C-16-UB	A-16-M	---	91-16	31-16	30-16	---
1970-1968		Front	C-15-UB ¹	---	---	91-15 ¹	31-15 ¹	30-15 ¹	---
1967-1966		Front	C-16-UB ¹	---	---	91-16 ¹	31-16 ¹	30-16 ¹	---
COLT									
1995		Driver	C-20-UB	A-20-M	T-20-UB	91-20	31-20	30-20	---
		Pass	C-19-UB	A-19-M	T-19-UB	91-19	31-19	30-18	---
1994-1991		Driver	C-20-UB	A-20-M	T-20-UB	91-20	31-20	30-20	---
		Pass	C-17-UB	A-17-M	T-17-UB	91-17	31-17	30-16	---
1990-1989	Except Wagon	Driver	---	A-20-M ⁴	---	91-20 ⁴	31-20 ⁴	30-20 ⁴	---
		Pass	C-17-UB ⁴	A-17-M ⁴	---	91-17 ⁴	31-17 ⁴	30-16 ⁴	---








¹To replace OE-style blade, use included 7mm Bayonet connector; ²To install blade, use included 9x4mm Shim; ³To replace OEM blade use Double End Pin Adapter (part number 48-05) - Not Included; ⁴To replace OEM blade use 2-Screw Bayonet Adapter (part number 48-08) - Not Included; ¹⁰To replace OEM blade use Wet Arm Adapter Kit (part number 48-13)

			BEAM		HYBRID	CONVENTIONAL		SPECIALTY	
MAKE	MODEL	Pos							
Year	Notes								
DODGE (cont.)									
COLT (cont.)									
1990-1989	Wagon	Front	C-17-UB ⁴	A-17-M ⁴	---	91-17 ⁴	31-17 ⁴	30-16 ⁴	---
		Rear	C-14-UB ³	A-14-M ³	---	91-14 ³	31-14 ³	30-13 ³	---
1988	Except Wagon	Driver	C-19-UB ⁴	A-19-M ⁴	---	91-19 ⁴	31-19 ⁴	30-18 ⁴	---
		Pass	C-17-UB ⁴	A-17-M ⁴	---	91-17 ⁴	31-17 ⁴	30-16 ⁴	---
	Hatchback	Rear	C-18-UB ⁴	A-18-M ⁴	---	91-18 ⁴	31-18 ⁴	30-18 ⁴	---
		Wagon	Front	C-17-UB ⁴	A-17-M ⁴	---	91-17 ⁴	31-17 ⁴	30-16 ⁴
		Rear	C-14-UB ³	A-14-M ³	---	91-14 ³	31-14 ³	30-13 ³	---
			Driver	C-19-UB ⁴	A-19-M ⁴	---	91-19 ⁴	31-19 ⁴	30-18 ⁴
1987	Hatchback	Pass	C-17-UB ⁴	A-17-M ⁴	---	91-17 ⁴	31-17 ⁴	30-16 ⁴	---
		Rear	C-18-UB ⁴	A-18-M ⁴	---	91-18 ⁴	31-18 ⁴	30-18 ⁴	---
1986-1985		Driver	C-19-UB ³	A-19-M ³	---	91-19 ³	31-19 ³	30-18 ³	---
		Pass	C-17-UB ³	A-17-M ³	---	91-17 ³	31-17 ³	30-16 ³	---
	Hatchback	Rear	C-18-UB ³	A-18-M ³	---	91-18 ³	31-18 ³	30-18 ³	---
1984-1978		Front	C-16-UB ³	A-16-M ³	---	91-16 ³	31-16 ³	30-16 ³	---
		Rear	C-14-UB ³	A-14-M ³	---	91-14 ³	31-14 ³	30-13 ³	---
1977		Front	C-16-UB ¹	---	---	91-16 ¹	31-16 ¹	30-16 ¹	---
1972-1971		Front	C-16-UB ¹	---	---	91-16 ¹	31-16 ¹	30-16 ¹	---
COLT VISTA									
1991-1984		Front	---	A-20-M ³	---	91-20 ³	31-20 ³	30-20 ³	---
		Rear	C-14-UB ³	A-14-M ³	---	91-14 ³	31-14 ³	30-13 ³	---
CONQUEST									
1986-1984		Front	C-19-UB ³	A-19-M ³	---	91-19 ³	31-19 ³	30-18 ³	---
		Rear	C-17-UB ³	A-17-M ³	---	91-17 ³	31-17 ³	30-16 ³	---
CORONET									
1976-1975		Front	C-18-UB	A-18-M	---	91-18	31-18	30-18	---
1974-1971		Front	C-16-UB	A-16-M	---	91-16	31-16	30-16	---
1970-1968	2Dr	Front	C-15-UB ¹	---	---	91-15 ¹	31-15 ¹	30-15 ¹	---
	4Dr	Front	C-16-UB ¹	---	---	91-16 ¹	31-16 ¹	30-16 ¹	---
1967-1965		Front	C-16-UB ¹	---	---	91-16 ¹	31-16 ¹	30-16 ¹	---
CUSTOM									
1965		Front	C-18-UB ¹	---	---	91-18 ¹	31-18 ¹	30-18 ¹	---
1964-1961		Front	C-16-UB ^{1,8}	---	---	91-16 ^{1,8}	31-16 ^{1,8}	30-16 ^{1,8}	---
D/W-SERIES TRUCK									
1993-1988		Front	C-18-UB	A-18-M	---	91-18	31-18	30-18	---
1987-1972		Front	C-18-UB ¹	---	---	91-18 ¹	31-18 ¹	30-18 ¹	---
1971-1969		Front	---	---	---	91-13 ¹	31-13 ¹	30-13 ¹	---
1968-1957		Front	---	---	---	---	31-12	30-11	20-12 ⁶
D50									
1982-1979		Front	C-16-UB ¹	---	---	91-16 ¹	31-16 ¹	30-16 ¹	---
D501									
1957		Front	---	---	---	---	31-12	30-11	20-12 ⁶
DAKOTA									
2010-2004		Front	C-21-UB ²	A-21-M	T-21-UB	91-21 ²	31-21 ²	30-20 ²	---
2003-1997		Front	C-20-UB ²	A-20-M	T-20-UB	91-20 ²	31-20 ²	30-20 ²	---
1996-1987		Front	C-18-UB	A-18-M	---	91-18	31-18	30-18	---








¹To replace OE-style blade, use included 7mm Bayonet connector; ²To install blade, use included 9x4mm Shim; ³To replace OEM blade use Double End Pin Adapter (part number 48-05) - Not Included; ⁴To replace OEM blade use 2-Screw Bayonet Adapter (part number 48-08) - Not Included; ⁶To replace OEM blade use included 5mm Bayonet to Dead Locker Rectifier (part number 47-63); ⁸To replace blade use Wiper Arm listed separately

			BEAM		HYBRID	CONVENTIONAL			SPECIALTY
MAKE	MODEL	Pos							
Year	Notes								
DODGE (cont.)									
DART									
2014-2013		Driver	C-26-UB	A-26-M	T-26-UB	91-26	31-26	30-24	---
		Pass	C-18-UB	A-18-M	T-18-UB	91-18	31-18	30-18	---
1976-1973	Except Sport	Front	C-15-UB ¹	---	---	91-15 ¹	31-15 ¹	30-15 ¹	---
	Sport	Front	C-16-UB ¹	---	---	91-16 ¹	31-16 ¹	30-16 ¹	---
1972-1967		Front	C-15-UB ¹	---	---	91-15 ¹	31-15 ¹	30-15 ¹	---
1966-1962		Front	---	---	---	91-13 ¹	31-13 ¹	30-13 ¹	---
1961		Front	C-16-UB ¹	---	---	91-16 ¹	31-16 ¹	30-16 ¹	---
DAYTONA									
1993-1984		Front	C-18-UB	A-18-M	---	91-18	31-18	30-18	---
		Rear	C-18-UB	A-18-M	---	91-18	31-18	30-18	---
DELUXE									
1948-1946	w/ Electric Wipers	Front	---	---	---	---	---	---	20-11
	w/ Vacuum Wipers	Front	---	---	---	---	---	---	20-10
1942-1941		Front	---	---	---	---	---	---	20-10
DIPLOMAT									
1989-1982		Front	C-18-UB	A-18-M	---	91-18	31-18	30-18	---
1981-1979		Front	C-18-UB	A-18-M	---	91-18	31-18	30-18	---
		Rear	C-16-UB	A-16-M	---	91-16	31-16	30-16	---
1978-1977		Front	C-18-UB	A-18-M	---	91-18	31-18	30-18	---
DURANGO									
2014		Driver	C-22-UB	A-22-M	T-22-UB	91-22	31-22	30-22	---
		Pass	C-21-UB	A-21-M	T-21-UB	91-21	31-21	30-20	---
		Rear	---	---	---	---	---	---	AR-12A
2013-2011		Driver	C-22-UB	A-22-M	T-22-UB	91-22	31-22	30-22	---
		Pass	C-21-UB	A-21-M	T-21-UB	91-21	31-21	30-20	---
		Rear	---	---	---	---	---	---	AR-12A
2009-2004		Driver	C-26-UB	A-26-M	T-26-UB	91-26	31-26	30-24	---
		Pass	C-21-UB	A-21-M	T-21-UB	91-21	31-21	30-20	---
		Rear	---	---	---	---	---	---	AR-14C
2003-1998		Front	C-20-UB	A-20-M	T-20-UB	91-20	31-20	30-20	---
		Rear	---	A-16-M	T-16-UB	91-16 ²⁰	31-16 ²⁰	---	---
DYNASTY									
1993-1988		Front	C-18-UB	A-18-M	---	91-18	31-18	30-18	---
INTREPID									
2004-1993		Driver	C-24-UB	A-24-M	T-24-UB	91-24	31-24	30-24	---
		Pass	C-22-UB	A-22-M	T-22-UB	91-22	31-22	30-22	---
JOURNEY									
2014-2009		Driver	C-24-UB ²	A-24-M	T-24-UB	91-24 ²	31-24 ²	30-24 ²	---
		Pass	C-19-UB ²	A-19-M	T-19-UB	91-19 ²	31-19 ²	---	---
		Rear	---	---	---	---	---	---	AR-12A
LANCER									
1989-1985		Front	C-18-UB	A-18-M	---	91-18	31-18	30-18	---
1962-1961		Front	---	---	---	91-13 ¹	31-13 ¹	30-13 ¹	---








¹To replace OE-style blade, use included 7mm Bayonet connector; ²To install blade, use included 9x4mm Shim; ²⁰To replace OEM blade use Short 9x3mm Hook Adapter (part number 48-07) - Not Included

			BEAM		HYBRID	CONVENTIONAL		SPECIALTY	
MAKE	MODEL	Pos							
Year	Notes								
DODGE (cont.)									
MAGNUM									
2008-2005		Front	C-22-UB	A-22-M	T-22-UB	91-22	31-22	30-22	---
1979-1978		Front	C-18-UB	A-18-M	T-18-UB	91-18	31-18	30-18	---
MINI RAM									
1988-1984		Front	C-18-UB	A-18-M	---	91-18	31-18	30-18	---
		Rear	C-16-UB	A-16-M	---	91-16	31-16	30-16	---
MIRADA									
1983-1980		Front	C-18-UB	A-18-M	---	91-18	31-18	30-18	---
MONACO									
1992-1990		Front	C-19-UB	A-20-M	---	91-20	31-20	30-20	---
1978-1974		Front	C-18-UB	A-18-M	---	91-18	31-18	30-18	---
1973-1969		Front	C-16-UB	A-16-M	---	91-16	31-16	30-16	---
1968-1965		Front	C-18-UB ¹	---	---	91-18 ¹	31-18 ¹	30-18 ¹	---
NEON									
2005-2000		Driver	C-22-UB	A-22-M	T-22-UB	91-22	31-22	30-22	---
		Pass	C-19-UB	A-19-M	T-19-UB	91-19	31-19	30-18	---
1999-1995		Driver	C-21-UB	A-21-M	T-21-UB	91-21	31-21	30-20	---
		Pass	C-18-UB	A-18-M	T-18-UB	91-18	31-18	30-18	---
NITRO									
2011-2010		Front	C-19-UB	A-19-M	T-19-UB	91-19	31-19	30-18	---
		Rear	---	---	---	91-12 ¹⁶	31-12 ¹⁶	---	---
2009-2007		Front	C-19-UB	A-19-M	T-19-UB	91-19	31-19	30-18	---
OMNI									
1990-1978		Front	C-16-UB ¹	---	---	91-16 ¹	31-16 ¹	30-16 ¹	---
		Rear	C-18-UB ¹	---	---	91-18 ¹	31-18 ¹	30-18 ¹	---
P-SERIES STEP VAN									
1972		Front	C-18-UB ¹	---	---	91-18 ¹	31-18 ¹	30-18 ¹	---
1971-1969		Front	---	---	---	91-13 ¹	31-13 ¹	30-13 ¹	---
1968-1967		Front	---	---	---	---	31-12	30-11	20-12 ⁶
POLARA									
1973-1969		Front	C-16-UB	A-16-M	---	91-16	31-16	30-16	---
1968-1965		Front	C-18-UB ¹	---	---	91-18 ¹	31-18 ¹	30-18 ¹	---
1964-1961		Front	C-16-UB ¹	---	---	91-16 ¹	31-16 ¹	30-16 ¹	---
POWER RAM 50									
1986-1983		Front	C-16-UB ¹	---	---	91-16 ¹	31-16 ¹	30-16 ¹	---
POWER WAGON									
1959-1957		Front	---	---	---	---	31-12	30-11	20-12 ⁶
RAIDER									
1989-1987		Front	C-16-UB ¹	---	---	91-16 ¹	31-16 ¹	30-16 ¹	---
		Rear	C-15-UB ³	A-15-M ³	---	91-15 ³	31-15 ³	30-15 ³	---
RAM 50									
1993-1987		Front	C-17-UB ³	A-17-M ³	---	91-17 ³	31-17 ³	30-16 ³	---
1986-1983		Front	C-16-UB ¹	---	---	91-16 ¹	31-16 ¹	30-16 ¹	---
RAM SERIES VAN									
2003-1999		Front	C-19-UB	A-19-M	T-19-UB	91-19	31-19	30-18	---








¹To replace OE-style blade, use included 7mm Bayonet connector; ³To replace OEM blade use Double End Pin Adapter (part number 48-05) - Not Included; ⁶To replace OEM blade use included 5mm Bayonet to Dead Locker Rectifier (part number 47-63); ¹⁶To replace OEM blade use included Short 9x3mm Hook Adapter (part number 48-07)

			BEAM		HYBRID	CONVENTIONAL		SPECIALTY	
MAKE	MODEL	Pos							
Year	Notes								
DODGE (cont.)									
RAM TRUCK									
2010		Front	C-22-UB	A-22-M	T-22-UB	91-22	31-22	30-22	---
2009	1500	Front	C-22-UB	A-22-M	T-22-UB	91-22	31-22	30-22	---
	2500+	Front	C-24-UB	A-24-M	T-24-UB	91-24	31-24	30-24	---
2008-2003		Front	C-24-UB	A-24-M	T-24-UB	91-24	31-24	30-24	---
2002-1994		Front	C-20-UB	A-20-M	T-20-UB	91-20	31-20	30-20	---
RAMCHARGER									
1993-1988		Front	C-18-UB	A-18-M	---	91-18	31-18	30-18	---
1987-1974		Front	C-18-UB ¹	---	---	91-18 ¹	31-18 ¹	30-18 ¹	---
RAMPAGE									
1984-1982		Front	C-16-UB ¹	---	---	91-16 ¹	31-16 ¹	30-16 ¹	---
ROYAL MINI RAM									
1987-1984		Front	C-18-UB	A-18-M	---	91-18	31-18	30-18	---
		Rear	C-16-UB	A-16-M	---	91-16	31-16	30-16	---
ROYAL MONACO									
1977-1975		Front	C-18-UB	A-18-M	---	91-18	31-18	30-18	---
SHADOW									
1994-1987		Front	C-18-UB	A-18-M	---	91-18	31-18	30-18	---
SPIRIT									
1995-1989		Front	C-18-UB	A-18-M	---	91-18	31-18	30-18	---
SPRINTER									
2009-2007		Driver	C-26-OE	A-26-M	---	---	---	30-24-OE	---
		Pass	C-24-OE	A-24-M	---	---	---	30-24-OE	---
2006-2003		Driver	C-24-UB	A-24-M	T-24-UB	91-24	31-24	30-24	---
		Pass	C-22-UB	A-22-M	T-22-UB	91-22	31-22	30-22	---
ST. REGIS									
1981-1979		Front	C-18-UB	A-18-M	---	91-18	31-18	30-18	---
STEALTH									
1996-1991		Driver	C-21-UB	A-21-M	T-21-UB	91-21	31-21	30-20	---
		Pass	C-20-UB	A-20-M	T-20-UB	91-20	31-20	30-20	---
		Rear	C-19-UB ⁴	A-19-M ⁴	---	91-19 ⁴	31-19 ⁴	30-18 ⁴	---
STRATUS									
2006		Front	C-22-UB ²	A-22-M	T-22-UB	91-22 ²	31-22 ²	30-22 ²	---
2005-2002	Coupe	Driver	C-24-UB ²	A-24-M	T-24-UB	91-24 ²	31-24 ²	30-24 ²	---
		Pass	C-21-UB ²	A-21-M	T-21-UB	91-21 ²	31-21 ²	30-20 ²	---
	Sedan	Front	C-22-UB ²	A-22-M	T-22-UB	91-22 ²	31-22 ²	30-22 ²	---
2001-1995		Front	C-22-UB ²	A-22-M	T-22-UB	91-22 ²	31-22 ²	30-22 ²	---
SX 2.0									
2005-2003		Driver	C-22-UB	A-22-M	T-22-UB	91-22	31-22	30-22	---
		Pass	C-19-UB	A-19-M	T-19-UB	91-19	31-19	30-18	---
TRUCK									
1960-1957		Front	---	---	---	---	31-12	30-11	20-12 ⁶
VIPER									
2002-1992		Front	C-16-UB	A-16-M	T-16-UB	91-16	31-16	30-16	---








¹To replace OE-style blade, use included 7mm Bayonet connector; ²To install blade, use included 9x4mm Shim; ⁴To replace OEM blade use 2-Screw Bayonet Adapter (part number 48-08) - Not Included; ⁶To replace OEM blade use included 5mm Bayonet to Dead Locker Rectifier (part number 47-63)

			BEAM		HYBRID	CONVENTIONAL		SPECIALTY	
MAKE	MODEL	Pos							
Year	Notes								
EAGLE									
2000 GTX									
1993-1991		Driver	C-19-UB	A-19-M	T-19-UB	91-19	31-19	30-18	---
		Pass	C-18-UB	A-18-M	T-18-UB	91-18	31-18	30-18	---
MEDALLION									
1989-1988		Front	C-20-UB	A-20-M	T-20-UB	91-20	31-20	30-20	---
	Wagon	Rear	C-18-UB	A-18-M	T-18-UB	91-18	31-18	30-18	---
PREMIER									
1992-1988		Front	C-19-UB	A-19-M	---	91-19	31-19	30-18	---
SUMMIT									
1996-1992	Except Wagon	Driver	C-20-UB	A-20-M	T-20-UB	91-20	31-20	30-20	---
		Pass	C-19-UB	A-19-M	T-19-UB	91-19	31-19	30-18	---
	Wagon	Driver	C-22-UB	A-22-M	T-22-UB	91-22	31-22	30-22	---
		Pass	C-18-UB	A-18-M	T-18-UB	91-18	31-18	30-18	---
		Rear	C-16-UB	A-16-M	T-16-UB	91-16	31-16	30-16	---
1991		Driver	C-20-UB	A-20-M	T-20-UB	91-20	31-20	30-20	---
		Pass	C-17-UB	A-17-M	T-17-UB	91-17	31-17	30-16	---
1990-1989		Driver	C-19-UB ⁴	A-19-M ⁴	---	91-19 ⁴	31-19 ⁴	30-18 ⁴	---
		Pass	C-17-UB ⁴	A-17-M ⁴	---	91-17 ⁴	31-17 ⁴	30-16 ⁴	---
TALON									
1998-1997		Driver	C-24-UB	A-24-M	T-24-UB	91-24	31-24	30-24	---
		Pass	C-22-UB	A-22-M	T-22-UB	91-22	31-22	30-22	---
		Rear	C-18-UB	A-18-M	T-18-UB	91-18	31-18	30-18	---
1996-1995		Driver	C-24-UB	A-24-M	T-24-UB	91-24	31-24	30-24	---
		Pass	C-22-UB	A-22-M	T-22-UB	91-22	31-22	30-22	---
		Rear	C-19-UB	A-19-M	T-19-UB	91-19	31-19	30-18	---
1994-1992		Front	C-20-UB	A-20-M	T-20-UB	91-20	31-20	30-20	---
		Rear	C-17-UB ⁴	A-17-M ⁴	---	91-17 ⁴	31-17 ⁴	30-16 ⁴	---
1991-1990		Front	C-19-UB ⁴	A-19-M ⁴	---	91-19 ⁴	31-19 ⁴	30-18 ⁴	---
		Rear	C-17-UB ⁴	A-17-M ⁴	---	91-17 ⁴	31-17 ⁴	30-16 ⁴	---
VISION									
1997-1993		Driver	C-24-UB	A-24-M	T-24-UB	91-24	31-24	30-24	---
		Pass	C-22-UB	A-22-M	T-22-UB	91-22	31-22	30-22	---
VISTA									
1992-1991		Front	C-20-UB	A-20-M	T-20-UB	91-20	31-20	30-20	---
		Rear	C-14-UB	A-14-M	---	91-14	31-14	30-13	---
1990-1988		Front	---	A-20-M ⁴	---	91-20 ⁴	31-20 ⁴	30-20 ⁴	---
		Rear	C-14-UB ³	A-14-M ³	---	91-14 ³	31-14 ³	30-13 ³	---
EDSEL									
ALL									
1960	w/ Electric Wipers	Front	C-15-UB ¹	---	---	91-15 ¹	31-15 ¹	30-15 ¹	---
	w/ Vacuum Wipers	Front	---	---	---	---	31-13	30-13	---
1959		Front	---	---	---	---	31-13	30-13	---
1958		Front	---	---	---	---	31-12	30-11	20-12 ⁶








¹To replace OE-style blade, use included 7mm Bayonet connector; ³To replace OEM blade use Double End Pin Adapter (part number 48-05) - Not Included; ⁴To replace OEM blade use 2-Screw Bayonet Adapter (part number 48-08) - Not Included; ⁶To replace OEM blade use included 5mm Bayonet to Dead Locker Rectifier (part number 47-63)

			BEAM		HYBRID	CONVENTIONAL		SPECIALTY	
MAKE	MODEL	Pos							
Year	Notes								
FERRARI									
308									
1985-1975		Front	C-18-UB ¹	---	---	91-18 ¹	31-18 ¹	30-18 ¹	---
328									
1989-1985		Front	C-20-UB	A-20-M	T-20-UB	91-20	31-20	30-20	---
348									
1995-1989		Front	C-20-UB	A-20-M	T-20-UB	91-20	31-20	30-20	---
360									
2005-2000		Driver	C-24-UB	A-24-M	T-24-UB	91-24	31-24	30-24	---
		Pass	C-20-UB	A-20-M	T-20-UB	91-20	31-20	30-20	---
365									
1976-1972		Front	C-18-UB ¹	---	---	91-18 ¹	31-18 ¹	30-18 ¹	---
1971-1967		Front	C-15-UB ¹	---	---	91-15 ¹	31-15 ¹	30-15 ¹	---
456									
2004-1995		Driver	C-24-UB ²	A-24-M	T-24-UB	91-24 ²	31-24 ²	30-24 ²	---
		Pass	---	---	---	---	---	---	22-24
458									
2013-2010		Driver	C-26-UB	A-26-M	T-26-UB	91-26	31-26	30-24	---
		Pass	C-19-UB	A-19-M	T-19-UB	91-19	31-19	30-18	---
512									
1995-1992		Front	C-20-UB	A-20-M	T-20-UB	91-20	31-20	30-20	---
1985-1977		Front	C-20-UB	A-20-M	T-20-UB	91-20	31-20	30-20	---
550									
2002-1997		Driver	C-24-UB ²	A-24-M	T-24-UB	91-24 ²	31-24 ²	30-24 ²	---
		Pass	---	---	---	---	---	---	22-24
575									
2005-2002		Driver	C-24-UB ²	A-24-M	T-24-UB	91-24 ²	31-24 ²	30-24 ²	---
		Pass	---	---	---	---	---	---	22-24
599									
2011-2007		Driver	C-24-UB	A-24-M	T-24-UB	91-24	31-24	30-24	---
		Pass	C-18-UB	A-18-M	T-18-UB	91-18	31-18	30-18	---
612 SCAGLIETTI									
2010-2005		Driver	C-26-UB	A-26-M	T-26-UB	91-26	31-26	30-24	---
		Pass	C-18-UB	A-18-M	T-18-UB	91-18	31-18	30-18	---
CALIFORNIA									
2012-2009		Driver	C-26-UB	A-26-M	T-26-UB	91-26	31-26	30-24	---
		Pass	C-16-UB	A-16-M	T-16-UB	91-16	31-16	30-16	---
DINO									
1979-1973		Front	C-18-UB ¹	---	---	91-18 ¹	31-18 ¹	30-18 ¹	---
1972-1967		Front	C-15-UB ¹	---	---	91-15 ¹	31-15 ¹	30-15 ¹	---
ENZO									
2004-2003	Single Blade	Front	C-22-UB	A-22-M	T-22-UB	91-22	31-22	30-22	---
F355									
2000-1996		Driver	C-21-UB ²	A-21-M	T-21-UB	91-21 ²	31-21 ²	30-20 ²	---
		Pass	C-20-UB ²	A-20-M	T-20-UB	91-20 ²	31-20 ²	30-20 ²	---
1995-1994		Front	C-20-UB	A-20-M	T-20-UB	91-20	31-20	30-20	---








¹To replace OE-style blade, use included 7mm Bayonet connector; ²To install blade, use included 9x4mm Shim

			BEAM		HYBRID	CONVENTIONAL			SPECIALTY
MAKE	MODEL								
Year	Notes	Pos							
FERRARI (cont.)									
F40									
1992-1990		Front	C-21-UB	A-21-M	---	91-21	31-21	30-20	---
F430									
2009-2006		Driver	C-24-UB	A-24-M	T-24-UB	91-24	31-24	30-24	---
		Pass	C-20-UB	A-20-M	T-20-UB	91-20	31-20	30-20	---
MONDIAL									
1993-1985		Front	C-20-UB	A-20-M	T-20-UB	91-20	31-20	30-20	---
1984-1980		Front	C-18-UB ¹	---	---	91-18 ¹	31-18 ¹	30-18 ¹	---
SUPERAMERICA									
2005		Driver	C-24-UB ²	A-24-M	T-24-UB	91-24 ²	31-24 ²	30-24 ²	---
		Pass	---	---	---	---	---	---	22-24
TESTAROSSA									
1991-1985		Front	C-20-UB	A-20-M	T-20-UB	91-20	31-20	30-20	---
FIAT									
1100									
1967-1947		Front	---	---	---	91-11	31-11	30-11	---
1200									
1963-1958		Front	---	---	---	91-11	31-11	30-11	---
124									
1983-1979		Front	C-15-UB ¹	---	---	91-15 ¹	31-15 ¹	30-15 ¹	---
1978-1976		Front	---	---	---	91-13 ¹	31-13 ¹	30-13 ¹	---
1975-1968	Coupe	Front	C-15-UB ¹	---	---	91-15 ¹	31-15 ¹	30-15 ¹	---
	Spider/Sedan	Front	---	---	---	91-13 ¹	31-13 ¹	30-13 ¹	---
1967-1966		Front	---	---	---	91-13 ¹	31-13 ¹	30-13 ¹	---
128									
1979-1971		Front	C-15-UB ¹	---	---	91-15 ¹	31-15 ¹	30-15 ¹	---
131									
1978-1975		Front	C-15-UB ¹	---	---	91-15 ¹	31-15 ¹	30-15 ¹	---
1400									
1956-1950		Front	---	---	---	91-11	31-11	30-11	---
1500									
1967-1964		Front	---	---	---	91-11	31-11	30-11	---
1962-1959		Front	---	---	---	91-11	31-11	30-11	---
1950		Front	---	---	---	91-11	31-11	30-11	---
1900									
1956-1953		Front	---	---	---	91-11	31-11	30-11	---
2100									
1961-1960		Front	---	---	---	91-11	31-11	30-11	---
500									
2014-2011		Driver	C-24-UB	A-24-M	T-24-UB	91-24	31-24	30-24	---
		Pass	C-14-UB	A-14-M	T-14-UB	91-14	31-14	30-13	---
		Rear	---	---	---	---	---	---	AR-12A
1961-1947		Front	---	---	---	91-11	31-11	30-11	---
500L									
2014		Driver	C-26-OE	A-26-M	---	---	---	30-24-OE	---
		Pass	C-15-OE	A-15-M	---	---	---	---	---








¹To replace OE-style blade, use included 7mm Bayonet connector; ²To install blade, use included 9x4mm Shim

			BEAM		HYBRID	CONVENTIONAL			SPECIALTY
MAKE	MODEL	Pos							
Year	Notes								
FIAT (cont.)									
600									
1967-1953		Front	---	---	---	91-11	31-11	30-11	---
850									
1973-1967		Front	---	---	---	91-13 ¹	31-13 ¹	30-13 ¹	---
BRAVA									
1981-1978		Front	C-15-UB ¹	---	---	91-15 ¹	31-15 ¹	30-15 ¹	---
STRADA									
1982-1979	Front	C-15-UB ¹	---	---	---	91-15 ¹	31-15 ¹	30-15 ¹	---
	Rear	C-15-UB ¹	---	---	---	91-15 ¹	31-15 ¹	30-15 ¹	---
X-1/9									
1983-1974		Front	C-15-UB ¹	---	---	91-15 ¹	31-15 ¹	30-15 ¹	---
FORD									
ALL CARS									
1961-1960	Except Thunderbird	Front	C-15-UB ¹	---	---	91-15 ¹	31-15 ¹	30-15 ¹	---
1959	Except Thunderbird	Front	---	---	---	---	31-13	30-13	---
1958	Except Thunderbird	Front	---	---	---	---	31-12	30-11	20-12 ⁶
1957-1955		Front	---	---	---	---	31-12	30-11	20-12 ⁶
1954-1949		Front	---	---	---	91-11	31-11	30-11	---
1948-1940		Front	---	---	---	---	---	---	20-09
300									
1963		Front	C-15-UB ¹	---	---	91-15 ¹	31-15 ¹	30-15 ¹	---
AEROSTAR									
1997-1994	Front	C-22-UB	A-22-M	T-22-UB	91-22	31-22	30-22	---	
	Rear	C-16-UB	A-16-M	---	91-16	31-16	30-16	---	
1993-1986	Front	C-22-UB	A-22-M	---	91-22	31-22	30-22	---	
	Rear	C-16-UB	A-16-M	---	91-16	31-16	30-16	---	
ANGLIA									
1967-1954		Front	---	---	---	91-11	31-11	30-11	---
ASPIRE									
1997-1994	Driver	C-20-UB	A-20-M	T-20-UB	91-20	31-20	30-20	---	
	Pass	C-16-UB	A-16-M	T-16-UB	91-16	31-16	30-16	---	
BRONCO									
1996-1995		Front	C-18-UB	A-18-M	T-18-UB	91-18	31-18	30-18	---
1994-1980		Front	C-18-UB	A-18-M	---	91-18	31-18	30-18	---
1979-1978		Front	C-15-UB ¹	---	---	91-15 ¹	31-15 ¹	30-15 ¹	---
1977-1966		Front	---	---	---	---	---	---	20-12
BRONCO II									
1990-1986	Front	C-18-UB	A-18-M	---	91-18	31-18	30-18	---	
	Rear	C-14-UB	A-14-M	---	91-14	31-14	30-13	---	
1985-1984		Front	C-18-UB	A-18-M	---	91-18	31-18	30-18	---
C-MAX									
2014-2013	Driver	C-28-OE	A-28-M	---	---	---	---	---	
	Pass	C-24-OE	A-24-M	---	---	---	30-24-OE	---	
	Rear	---	---	---	---	---	---	AR-12E	








¹To replace OE-style blade, use included 7mm Bayonet connector; ⁶To replace OEM blade use included 5mm Bayonet to Dead Locker Rectifier (part number 47-63)

			BEAM		HYBRID	CONVENTIONAL		SPECIALTY	
MAKE	MODEL	Pos							
Year	Notes								
FORD (cont.)									
CAPRI									
1965-1962		Front	C-14-UB ¹	---	---	91-14 ¹	31-14 ¹	30-13 ¹	---
CLUB									
1958		Front	---	---	---	---	31-12	30-11	20-12 ⁶
CLUB WAGON									
1967-1965		Front	C-16-UB ¹	---	---	91-16 ¹	31-16 ¹	30-16 ¹	---
1964-1962		Front	C-15-UB ¹	---	---	91-15 ¹	31-15 ¹	30-15 ¹	---
CONSUL									
1962-1956		Front	---	---	---	91-12	31-12	30-11	---
1955-1954		Front	---	---	---	---	---	---	20-11
CONTOUR									
2000-1999		Driver	C-22-UB	A-22-M	T-22-UB	91-22	31-22	30-22	---
		Pass	C-20-UB	A-20-M	T-20-UB	91-20	31-20	30-20	---
1998-1995		Driver	C-21-UB ²	A-21-M	T-21-UB	91-21 ²	31-21 ²	30-20 ²	---
		Pass	C-20-UB ²	A-20-M	T-20-UB	91-20 ²	31-20 ²	30-20 ²	---
CORTINA									
1967		Front	C-15-UB ¹	---	---	91-15 ¹	31-15 ¹	30-15 ¹	---
1966-1963		Front	C-14-UB ¹	---	---	91-14 ¹	31-14 ¹	30-13 ¹	---
COURIER									
1982-1972		Front	C-14-UB ¹	---	---	91-14 ¹	31-14 ¹	30-13 ¹	---
CROWN VICTORIA									
2011-2005		Front	C-22-UB	A-22-M	T-22-UB	91-22	31-22	30-22	---
2004-2003		Front	C-22-UB	A-22-M	---	91-22	31-22	30-22	---
2002-1992		Front	C-22-UB	A-22-M	T-22-UB	91-22	31-22	30-22	---
CUSTOM									
1972-1971		Front	C-18-UB	A-18-M	---	91-18	31-18	30-18	---
1970-1969		Front	C-18-UB ¹	---	---	91-18 ¹	31-18 ¹	30-18 ¹	---
1968-1965		Front	C-16-UB ¹	---	---	91-16 ¹	31-16 ¹	30-16 ¹	---
1964		Front	C-15-UB ¹	---	---	91-15 ¹	31-15 ¹	30-15 ¹	---
1958		Front	---	---	---	---	31-12	30-11	20-12 ⁶
CUSTOM 500									
1977-1971		Front	C-18-UB	A-18-M	---	91-18	31-18	30-18	---
1970-1969		Front	C-18-UB ¹	---	---	91-18 ¹	31-18 ¹	30-18 ¹	---
1968-1965		Front	C-16-UB ¹	---	---	91-16 ¹	31-16 ¹	30-16 ¹	---
DEL RIO WAGON									
1958		Front	---	---	---	---	31-12	30-11	20-12 ⁶
E-SERIES (ECONOLINE) VAN									
2014-1998		Front	C-20-UB	A-20-M	T-20-UB	91-20	31-20	30-20	---
1997-1994		Front	C-22-UB	A-22-M	T-22-UB	91-22	31-22	30-22	---
1993-1992		Front	C-22-UB	A-22-M	---	91-22	31-22	30-22	---
1991-1981		Front	C-18-UB	A-18-M	---	91-18	31-18	30-18	---
1980-1975		Front	C-19-UB	A-19-M	---	91-19	31-19	30-18	---
1974-1968		Front	C-18-UB ¹	---	---	91-18 ¹	31-18 ¹	30-18 ¹	---
EDGE									
2014-2007		Driver	C-26-UB	A-26-M	T-26-UB	91-26	31-26	30-24	---
		Pass	C-20-UB	A-20-M	T-20-UB	91-20	31-20	30-20	---
		Rear	---	---	---	---	---	---	AR-14D

¹To replace OE-style blade, use included 7mm Bayonet connector; ²To install blade, use included 9x4mm Shim; ⁶To replace OEM blade use included 5mm Bayonet to Dead Locker Rectifier (part number 47-63)

			BEAM		HYBRID	CONVENTIONAL			SPECIALTY	
MAKE	MODEL	Pos								
Year	Notes									
FORD (cont.)										
ELITE										
1976-1975		Front	C-16-UB	A-16-M	---	91-16	31-16	30-16	---	
ESCAPE										
2014-2013		Front	C-28-OE	A-28-M	---	---	---	---	---	
2012-2008		Front	C-20-OE	A-20-M	---	---	---	30-20-OE	---	
		Rear	---	---	---	---	---	---	AR-12E	
2007-2005		Driver	C-20-UB	A-20-M	T-20-UB	91-20	31-20	30-20	---	
		Pass	C-18-UB	A-18-M	T-18-UB	91-18	31-18	30-18	---	
		Rear	---	---	---	91-10 ¹⁸	31-10 ¹⁸	---	---	
2004-2001		Front	C-19-UB	A-19-M	T-19-UB	91-19	31-19	30-18	---	
		Rear	---	---	---	91-10 ¹⁸	31-10 ¹⁸	---	---	
ESCORT										
2003-2000		Driver	C-20-UB	A-20-M	T-20-UB	91-20	31-20	30-20	---	
		Pass	C-18-UB	A-18-M	T-18-UB	91-18	31-18	30-18	---	
1999-1994		Driver	C-20-UB	A-20-M	T-20-UB	91-20	31-20	30-20	---	
		Pass	C-18-UB	A-18-M	T-18-UB	91-18	31-18	30-18	---	
		Wagon	Rear	C-14-UB	A-14-M	T-14-UB	91-14	31-14	30-13	---
1993-1991		Driver	C-20-UB	A-20-M	---	91-20	31-20	30-20	---	
		Pass	C-18-UB	A-18-M	---	91-18	31-18	30-18	---	
		Wagon	Rear	C-14-UB	A-14-M	---	91-14	31-14	30-13	---
1990		Front	C-18-UB	A-18-M	---	91-18	31-18	30-18	---	
		Hatchback	Rear	C-18-UB	A-18-M	---	91-18	31-18	30-18	---
		Wagon	Rear	C-14-UB	A-14-M	---	91-14	31-14	30-13	---
1989-1986		Front	C-18-UB	A-18-M	---	91-18	31-18	30-18	---	
		Hatchback	Rear	C-18-UB	A-18-M	---	91-18	31-18	30-18	---
		Wagon	Rear	C-16-UB	A-16-M	---	91-16	31-16	30-16	---
1985-1981		Front	C-18-UB	A-18-M	---	91-18	31-18	30-18	---	
		Hatchback	Rear	C-18-UB	A-18-M	---	91-18	31-18	30-18	---
		Wagon	Rear	C-15-UB ¹	---	---	91-15 ¹	31-15 ¹	30-15 ¹	---
1961-1956		Front	---	---	---	91-11	31-11	30-11	---	
EXCURSION										
2005-2004		Front	C-20-UB	A-20-M	T-20-UB	91-20	31-20	30-20	---	
		Rear	C-16-UB	A-16-M	T-16-UB	91-16	31-16	30-16	---	
2003-2000		Front	C-20-UB	A-20-M	T-20-UB	91-20	31-20	30-20	---	
		Rear	C-15-UB	A-15-M	T-14-UB	91-15	31-15	30-15	---	
EXP										
1988-1982		Front	C-18-UB	A-18-M	---	91-18	31-18	30-18	---	
EXPEDITION										
2014-2009		Front	C-22-UB	A-22-M	T-22-UB	91-22	31-22	30-22	---	
2008		Front	C-22-UB	A-22-M	T-22-UB	91-22	31-22	30-22	---	
		Rear	C-16-UB	A-16-M	T-16-UB	91-16	31-16	30-16	---	
2007-2003		Front	C-20-UB	A-20-M	T-20-UB	91-20	31-20	30-20	---	
		Rear	C-17-UB	A-17-M	T-17-UB	91-17	31-17	30-16	---	
2002-1997		Front	C-20-UB	A-20-M	T-20-UB	91-20	31-20	30-20	---	
		Rear	C-16-UB	A-16-M	T-16-UB	91-16	31-16	30-16	---	








¹To replace OE-style blade, use included 7mm Bayonet connector; ¹⁸To replace wiper blade, wiper arm must be removed.

			BEAM		HYBRID	CONVENTIONAL		SPECIALTY	
MAKE	MODEL	Pos							
Year	Notes								
FORD (cont.)									
EXPLORER									
2015-2011		Driver	C-26-OE	A-26-M	---	---	---	30-24-OE	---
		Pass	C-22-OE	A-22-M	---	---	---	30-22-OE	---
2010-2006		Front	C-20-UB	A-20-M	T-20-UB	91-20	31-20	30-20	---
		Rear	---	---	---	91-13	31-13	30-13	---
2005		Front	C-20-UB	A-20-M	T-20-UB	91-20	31-20	30-20	---
		Rear	C-16-UB	A-16-M	T-16-UB	91-16	31-16	30-16	---
2004		Front	C-22-UB	A-22-M	T-22-UB	91-22	31-22	30-22	---
		Rear	C-16-UB	A-16-M	T-16-UB	91-16	31-16	30-16	---
2003-2002	2Dr	Front	C-18-UB	A-18-M	T-18-UB	91-18	31-18	30-18	---
		Rear	C-15-UB	A-15-M	T-14-UB	91-15	31-15	30-15	---
	4Dr	Front	C-22-UB	A-22-M	T-22-UB	91-22	31-22	30-22	---
		Rear	C-16-UB	A-16-M	T-16-UB	91-16	31-16	30-16	---
2001		Front	C-18-UB	A-18-M	T-18-UB	91-18	31-18	30-18	---
	2Dr	Rear	C-15-UB	A-15-M	T-14-UB	91-15	31-15	30-15	---
	4Dr	Rear	C-14-UB	A-14-M	T-14-UB	91-14	31-14	30-13	---
2000-1991		Front	C-18-UB	A-18-M	T-18-UB	91-18	31-18	30-18	---
		Rear	C-14-UB	A-14-M	T-14-UB	91-14	31-14	30-13	---
EXPLORER SPORT TRAC									
2010-2007		Front	C-20-UB	A-20-M	T-20-UB	91-20	31-20	30-20	---
2005-2001		Front	C-18-UB	A-18-M	T-18-UB	91-18	31-18	30-18	---
F-SERIES TRUCK									
2015-2012		Front	C-22-UB	A-22-M	T-22-UB	91-22	31-22	30-22	---
2011-2009		Front	C-22-UB	A-22-M	T-22-UB	91-22	31-22	30-22	---
2008-1998		Front	C-20-UB	A-20-M	T-20-UB	91-20	31-20	30-20	---
1997	H/D	Front	C-18-UB	A-18-M	T-18-UB	91-18	31-18	30-18	---
	L/D	Front	C-22-UB	A-22-M	T-22-UB	91-22	31-22	30-22	---
1996-1995		Front	C-18-UB	A-18-M	T-18-UB	91-18	31-18	30-18	---
1994-1980		Front	C-18-UB	A-18-M	---	91-18	31-18	30-18	---
1979-1967		Front	C-15-UB ¹	---	---	91-15 ¹	31-15 ¹	30-15 ¹	---
1966-1960		Front	---	---	---	91-13 ¹	31-13 ¹	30-13 ¹	---
1959-1948		Front	---	---	---	---	31-12	30-11	20-12 ⁶
FAIRLANE									
1970		Front	C-16-UB	A-16-M	---	91-16	31-16	30-16	---
1969-1966		Front	C-16-UB ¹	---	---	91-16 ¹	31-16 ¹	30-16 ¹	---
1965-1962	w/ 1-speed wipers	Front	C-15-UB ¹	---	---	91-15 ¹	31-15 ¹	30-15 ¹	---
	w/ 2-speed wipers	Front	C-16-UB ¹	---	---	91-16 ¹	31-16 ¹	30-16 ¹	---
FAIRMONT									
1983-1978		Front	C-16-UB	A-16-M	---	91-16	31-16	30-16	---
FALCON									
1970-1966		Front	C-16-UB ¹	---	---	91-16 ¹	31-16 ¹	30-16 ¹	---
1965-1962		Front	C-15-UB ¹	---	---	91-15 ¹	31-15 ¹	30-15 ¹	---
FESTIVA									
1993-1989		Front	C-18-UB	A-18-M	T-18-UB	91-18	31-18	30-18	---
		Rear	C-15-UB ¹	---	---	91-15 ¹	31-15 ¹	30-15 ¹	---
1988		Front	C-17-UB ³	A-17-M ³	---	91-17 ³	31-17 ³	30-16 ³	---








¹To replace OE-style blade, use included 7mm Bayonet connector; ³To replace OEM blade use Double End Pin Adapter (part number 48-05) - Not Included; ⁶To replace OEM blade use included 5mm Bayonet to Dead Locker Rectifier (part number 47-63)

MAKE	MODEL	Pos	BEAM		HYBRID	CONVENTIONAL			SPECIALTY
Year	Notes								
FORD (cont.)									
FIESTA									
2015-2011		Driver	C-24-OE	A-24-M	---	---	---	30-24-OE	---
		Pass	C-15-OE	A-15-M	---	---	---	---	---
	Hatchback	Rear	---	---	---	---	---	---	AR-12E
1980-1978		Front	C-15-UB ³	A-15-M ³	---	91-15³	31-15³	30-15 ³	---
FIVE HUNDRED									
2007-2005		Driver	C-24-OE	A-24-M	---	---	---	30-24-OE	---
		Pass	C-20-OE	A-20-M	---	---	---	30-20-OE	---
FLEX									
2014-2009		Driver	C-24-UB ²	A-24-M	T-24-UB	91-24²	31-24²	30-24 ²	---
		Pass	C-22-UB ²	A-22-M	T-22-UB	91-22²	31-22²	30-22 ²	---
		Rear	---	---	---	---	---	---	AR-12E
FOCUS									
2014-2012		Front	C-28-OE	A-28-M	---	---	---	---	---
	Hatchback	Rear	---	---	---	---	---	---	AR-12E
2011-2008		Driver	C-22-UB	A-22-M	T-22-UB	91-22	31-22	30-22	---
		Pass	C-19-UB	A-19-M	T-19-UB	91-19	31-19	30-18	---
2007-2000		Driver	C-22-UB	A-22-M	T-22-UB	91-22	31-22	30-22	---
		Pass	C-19-UB	A-19-M	T-19-UB	91-19	31-19	30-18	---
	Hatchback	Rear	C-15-UB	A-15-M	T-14-UB	91-15	31-15	30-15	---
	Wagon	Rear	---	---	---	91-11	31-11	30-11	---
FREESTAR									
2007-2004		Driver	C-24-UB ²	A-24-M	T-24-UB	91-24²	31-24²	30-24 ²	---
		Pass	C-20-UB	A-20-M	T-20-UB	91-20	31-20	30-20	---
		Rear	C-16-UB	A-16-M	T-16-UB	91-16	31-16	30-16	---
FREESTYLE									
2007-2005		Driver	C-24-OE	A-24-M	---	---	---	30-24-OE	---
		Pass	C-20-OE	A-20-M	---	---	---	30-20-OE	---
FUSION									
2015-2013		Front	C-26-OE	A-26-M	---	---	---	---	---
2012-2006		Driver	C-24-UB	A-24-M	T-24-UB	91-24	31-24	30-24	---
		Pass	C-19-UB	A-19-M	T-19-UB	91-19	31-19	30-18	---
GALAXIE									
1974-1971		Front	C-18-UB	A-18-M	---	91-18	31-18	30-18	---
1970-1969		Front	C-18-UB ¹	---	---	91-18¹	31-18¹	30-18 ¹	---
1968-1965		Front	C-16-UB ¹	---	---	91-16¹	31-16¹	30-16 ¹	---
1964-1962		Front	C-15-UB ¹	---	---	91-15¹	31-15¹	30-15 ¹	---
GRAN TORINO									
1976-1972		Front	C-16-UB	A-16-M	---	91-16	31-16	30-16	---
GRANADA									
1982-1975		Front	C-16-UB	A-16-M	---	91-16	31-16	30-16	---
GT									
2006-2005		Front	C-24-UB	A-24-M	T-24-UB	91-24	31-24	30-24	---
LTD									
1991-1987		Front	C-18-UB	A-18-M	---	91-18	31-18	30-18	---
1986-1984		Front	C-18-UB	A-18-M	---	91-18	31-18	30-18	---
		Rear	C-16-UB	A-16-M	---	91-16	31-16	30-16	---








¹To replace OE-style blade, use included 7mm Bayonet connector; ²To install blade, use included 9x4mm Shim; ³To replace OEM blade use Double End Pin Adapter (part number 48-05) - Not Included

			BEAM		HYBRID	CONVENTIONAL		SPECIALTY	
MAKE	MODEL								
Year	Notes	Pos							
FORD (cont.)									
LTD (cont.)									
1983-1971		Front	C-18-UB	A-18-M	---	91-18	31-18	30-18	---
1970-1969		Front	C-19-UB	A-19-M	---	91-19	31-19	30-18	---
1968-1965		Front	C-16-UB ¹	---	---	91-16 ¹	31-16 ¹	30-16 ¹	---
1964-1962		Front	C-15-UB ¹	---	---	91-15 ¹	31-15 ¹	30-15 ¹	---
1958		Front	---	---	---	---	31-12	30-11	20-12 ⁶
LTD CROWN VICTORIA									
1991-1987		Front	C-18-UB	A-18-M	---	91-18	31-18	30-18	---
LTD II									
1979-1977		Front	C-16-UB	A-16-M	---	91-16	31-16	30-16	---
MAVERICK									
1977-1969		Front	C-16-UB ¹	---	---	91-16 ¹	31-16 ¹	30-16 ¹	---
MUSTANG									
2015-2010		Driver	C-22-OE	A-22-M	---	---	---	30-22-OE	---
		Pass	C-20-OE	A-20-M	---	---	---	30-20-OE	---
2009-2007	Except Shelby	Driver	C-22-UB	A-22-M	T-22-UB	91-22	31-22	30-22	---
		Pass	C-20-UB	A-20-M	T-20-UB	91-20	31-20	30-20	---
	Shelby	Driver	C-22-OE	A-22-M	---	---	---	30-22-OE	---
		Pass	C-20-OE	A-20-M	---	---	---	30-20-OE	---
2006-2005		Driver	C-22-UB	A-22-M	T-22-UB	91-22	31-22	30-22	---
		Pass	C-20-UB	A-20-M	T-20-UB	91-20	31-20	30-20	---
2004-1998		Front	C-20-UB	A-20-M	T-20-UB	91-20	31-20	30-20	---
1997-1994		Front	C-20-UB ²	A-20-M	T-20-UB	91-20 ²	31-20 ²	30-20 ²	---
1993-1982		Front	C-16-UB	A-16-M	---	91-16	31-16	30-16	---
1981-1979		Front	C-16-UB	A-16-M	---	91-16	31-16	30-16	---
		Rear	C-18-UB	A-18-M	---	91-18	31-18	30-18	---
1973-1971		Front	C-18-UB	A-18-M	---	91-18	31-18	30-18	---
1970-1969		Front	C-16-UB ¹	---	---	91-16 ¹	31-16 ¹	30-16 ¹	---
1968-1964		Front	C-15-UB ¹	---	---	91-15 ¹	31-15 ¹	30-15 ¹	---
MUSTANG II									
1978-1974		Front	C-18-UB ¹	---	---	91-18 ¹	31-18 ¹	30-18 ¹	---
PINTO									
1980-1978		Front	C-16-UB	A-16-M	---	91-16	31-16	30-16	---
1977-1971		Front	C-16-UB ¹	---	---	91-16 ¹	31-16 ¹	30-16 ¹	---
PREFECT									
1961-1954		Front	---	---	---	91-11	31-11	30-11	---
PROBE									
1997-1993		Driver	C-20-UB	A-20-M	T-20-UB	91-20	31-20	30-20	---
		Pass	C-19-UB	A-19-M	T-19-UB	91-19	31-19	30-18	---
1992-1989		Driver	C-19-UB ⁴	A-19-M ⁴	---	91-19 ⁴	31-19 ⁴	30-18 ⁴	---
		Pass	C-17-UB ⁴	A-17-M ⁴	---	91-17 ⁴	31-17 ⁴	30-16 ⁴	---
		Rear	C-22-UB	A-22-M	T-22-UB	91-22	31-22	30-22	---
RANCH WAGON									
1974-1971		Front	C-18-UB	A-18-M	---	91-18	31-18	30-18	---
1970-1969		Front	C-18-UB ¹	---	---	91-18 ¹	31-18 ¹	30-18 ¹	---
1968-1965		Front	C-16-UB ¹	---	---	91-16 ¹	31-16 ¹	30-16 ¹	---
1964-1962		Front	C-15-UB ¹	---	---	91-15 ¹	31-15 ¹	30-15 ¹	---








¹To replace OE-style blade, use included 7mm Bayonet connector; ²To install blade, use included 9x4mm Shim; ⁴To replace OEM blade use 2-Screw Bayonet Adapter (part number 48-08) - Not Included; ⁶To replace OEM blade use included 5mm Bayonet to Dead Locker Rectifier (part number 47-63)

			BEAM		HYBRID	CONVENTIONAL			SPECIALTY
MAKE	MODEL	Pos							
Year	Notes								
FORD (cont.)									
RANCHERO									
1979-1966		Front	C-16-UB	A-16-M	---	91-16	31-16	30-16	---
1965-1960		Front	C-15-UB ¹	---	---	91-15 ¹	31-15 ¹	30-15 ¹	---
1959		Front	---	---	---	---	31-13	30-13	---
1958-1957		Front	---	---	---	---	31-12	30-11	20-12 ⁶
RANGER									
2011-1992		Front	C-18-UB	A-18-M	T-18-UB	91-18	31-18	30-18	---
1991-1983		Front	C-18-UB	A-18-M	---	91-18	31-18	30-18	---
SPRINT									
1964-1963		Front	C-15-UB ¹	---	---	91-15 ¹	31-15 ¹	30-15 ¹	---
SQUIRE									
1960-1956		Front	---	---	---	91-11	31-11	30-11	---
STATION BUS									
1965-1962		Front	C-16-UB ¹	---	---	91-16 ¹	31-16 ¹	30-16 ¹	---
SUNLINER									
1964-1962		Front	C-15-UB ¹	---	---	91-15 ¹	31-15 ¹	30-15 ¹	---
TAURUS									
2015-2010		Driver	C-26-OE	A-26-M	---	---	---	30-24-OE	---
		Pass	C-20-OE	A-20-M	---	---	---	30-20-OE	---
2009-2008		Driver	C-24-OE	A-24-M	---	---	---	30-24-OE	---
		Pass	C-20-OE	A-20-M	---	---	---	30-20-OE	---
2007-2006		Driver	C-24-UB	A-24-M	T-24-UB	91-24	31-24	30-24	---
		Pass	C-20-UB	A-20-M	T-20-UB	91-20	31-20	30-20	---
2005-1996		Driver	C-24-UB	A-24-M	T-24-UB	91-24	31-24	30-24	---
		Pass	C-20-UB	A-20-M	T-20-UB	91-20	31-20	30-20	---
	Wagon	Rear	C-18-UB	A-18-M	T-18-UB	91-18	31-18	30-18	---
1995-1992		Front	C-20-UB	A-20-M	T-20-UB	91-20	31-20	30-20	---
	Wagon	Rear	C-15-UB ¹	---	---	91-15 ¹	31-15 ¹	30-15 ¹	---
1991-1988		Front	C-20-UB	A-20-M	---	91-20	31-20	30-20	---
	Wagon	Rear	C-15-UB ¹	---	---	91-15 ¹	31-15 ¹	30-15 ¹	---
1987-1986		Front	C-19-UB	A-20-M	---	91-20	31-20	30-20	---
	Wagon	Rear	C-15-UB ¹	---	---	91-15 ¹	31-15 ¹	30-15 ¹	---
TAURUS X									
2009-2008		Driver	C-24-OE	A-24-M	---	---	---	30-24-OE	---
		Pass	C-20-OE	A-20-M	---	---	---	30-20-OE	---
		Rear	---	---	---	91-13	31-13	30-13	---
TEMPO									
1994-1986		Front	C-19-UB	A-20-M	---	91-20	31-20	30-20	---
1985		Front	C-19-UB	A-19-M	---	91-19	31-19	30-18	---
1984		Front	C-18-UB	A-18-M	---	91-18	31-18	30-18	---
THUNDERBIRD									
2005-2002		Driver	C-24-UB	A-24-M	T-24-UB	91-24	31-24	30-24	---
		Pass	C-22-UB	A-22-M	T-22-UB	91-22	31-22	30-22	---
1997-1990		Front	C-22-UB	A-22-M	---	91-22	31-22	30-22	---
1989		Driver	C-24-UB	A-24-M	---	91-24	31-24	30-24	---
		Pass	C-20-UB	A-20-M	---	91-20	31-20	30-20	---
1988-1983		Front	C-18-UB	A-18-M	---	91-18	31-18	30-18	---








¹To replace OE-style blade, use included 7mm Bayonet connector; ⁶To replace OEM blade use included 5mm Bayonet to Dead Locker Rectifier (part number 47-63)

			BEAM		HYBRID	CONVENTIONAL		SPECIALTY	
MAKE	MODEL	Pos							
Year	Notes								
FORD (cont.)									
THUNDERBIRD (cont.)									
1982-1977		Front	C-16-UB	A-16-M	---	91-16	31-16	30-16	---
1976-1972		Front	C-18-UB	A-18-M	---	91-18	31-18	30-18	---
1971-1967		Front	C-16-UB	A-16-M	---	91-16	31-16	30-16	---
1966-1963		Front	C-18-UB ¹	---	---	91-18 ¹	31-18 ¹	30-18 ¹	---
1962-1961		Front	C-16-UB ¹	---	---	91-16 ¹	31-16 ¹	30-16 ¹	---
1960-1958		Front	---	---	---	---	31-13	30-13	---
TORINO									
1976-1968		Front	C-16-UB	A-16-M	---	91-16	31-16	30-16	---
TRANSIT CONNECT									
2014		Front	C-28-OE	A-28-M	---	---	---	---	---
		Rear	---	---	---	---	---	---	AR-14D
2013-2010		Driver	C-26-UB	A-26-M	T-26-UB	91-26	31-26	30-24	---
		Pass	C-18-UB	A-18-M	T-18-UB	91-18	31-18	30-18	---
		Rear	C-14-UB	A-14-M	T-14-UB	91-14	31-14	30-13	---
TRANSIT SERIES VAN									
2015		Driver	C-28-OE	A-28-M	---	---	---	---	---
		Pass	C-21-OE	A-21-M	---	---	---	30-20-OE	---
VICTORIA									
1964-1962		Front	C-15-UB ¹	---	---	91-15 ¹	31-15 ¹	30-15 ¹	---
WINDSTAR									
2003-1996		Driver	C-24-UB ²	A-24-M	T-24-UB	91-24 ²	31-24 ²	30-24 ²	---
		Pass	C-20-UB	A-20-M	T-20-UB	91-20	31-20	30-20	---
		Rear	C-16-UB	A-16-M	T-16-UB	91-16	31-16	30-16	---
1995		Driver	C-24-UB ²	A-24-M	T-24-UB	91-24 ²	31-24 ²	30-24 ²	---
		Pass	C-20-UB	A-20-M	T-20-UB	91-20	31-20	30-20	---
		Rear	C-14-UB	A-14-M	T-14-UB	91-14	31-14	30-13	---
ZEPHYR									
1963-1962		Front	C-14-UB ¹	---	---	91-14 ¹	31-14 ¹	30-13 ¹	---
1961-1956		Front	---	---	---	91-12	31-12	30-11	---
1955-1954		Front	---	---	---	---	---	---	20-11
ZODIAC									
1964-1963		Front	C-14-UB ¹	---	---	91-14 ¹	31-14 ¹	30-13 ¹	---
1955		Front	---	---	---	---	---	---	20-11
FORD EUROPE									
CONSUL									
1953-1951		Front	---	---	---	---	---	---	20-11
CORTINA									
1970-1968		Front	C-15-UB ¹	---	---	91-15 ¹	31-15 ¹	30-15 ¹	---
PREFECT									
1953-1949		Front	---	---	---	---	---	---	20-11
TAUNUS									
1960-1958		Front	---	---	---	91-12	31-12	30-11	---
ZEPHYR									
1953-1952		Front	---	---	---	---	---	---	20-11








¹To replace OE-style blade, use included 7mm Bayonet connector; ²To install blade, use included 9x4mm Shim

			BEAM		HYBRID	CONVENTIONAL		SPECIALTY	
MAKE	MODEL	Pos							
Year	Notes								
FORD EUROPE (cont.)									
ZODIAC									
1962-1956		Front	---	---	---	91-12	31-12	30-11	---
FRAZER									
ALL									
1951-1947		Front	---	---	---	---	---	---	20-11
GEO									
METRO									
1997-1995		Driver	C-20-UB	A-20-M	T-20-UB	91-20	31-20	30-20	---
		Pass	C-19-UB	A-19-M	T-19-UB	91-19	31-19	30-18	---
1994-1989		Driver	C-20-UB	A-20-M	T-20-UB	91-20	31-20	30-20	---
		Pass	C-18-UB	A-18-M	T-18-UB	91-18	31-18	30-18	---
		Rear	C-15-UB	A-15-M	T-14-UB	91-15	31-15	30-15	---
PRIZM									
1997-1993		Driver	C-20-UB	A-20-M	T-20-UB	91-20	31-20	30-20	---
		Pass	C-18-UB	A-18-M	T-18-UB	91-18	31-18	30-18	---
1992-1991		Driver	C-19-UB ⁴	A-19-M ⁴	---	91-19 ⁴	31-19 ⁴	30-18 ⁴	---
		Pass	C-17-UB ⁴	A-17-M ⁴	---	91-17 ⁴	31-17 ⁴	30-16 ⁴	---
1990-1989		Driver	C-19-UB ⁴	A-19-M ⁴	---	91-19 ⁴	31-19 ⁴	30-18 ⁴	---
		Pass	C-17-UB ⁴	A-17-M ⁴	---	91-17 ⁴	31-17 ⁴	30-16 ⁴	---
	Hatchback	Rear	C-18-UB ⁴	A-18-M ⁴	---	91-18 ⁴	31-18 ⁴	30-18 ⁴	---
SPECTRUM									
1989		Front	C-18-UB ¹	---	---	91-18 ¹	31-18 ¹	30-18 ¹	---
STORM									
1993-1990		Front	C-21-UB	A-21-M	T-21-UB	91-21	31-21	30-20	---
		Rear	C-20-UB	A-20-M	T-20-UB	91-20	31-20	30-20	---
TRACKER									
1997-1993		Front	C-17-UB	A-17-M	T-17-UB	91-17	31-17	30-16	---
		Rear	C-15-UB	A-15-M	T-14-UB	91-15	31-15	30-15	---
1992		Front	C-17-UB	A-17-M	T-17-UB	91-17	31-17	30-16	---
		Rear	C-16-UB	A-16-M	T-16-UB	91-16	31-16	30-16	---
1991		Front	C-17-UB ⁴	A-17-M ⁴	---	91-17 ⁴	31-17 ⁴	30-16 ⁴	---
		Rear	C-16-UB	A-16-M	T-16-UB	91-16	31-16	30-16	---
1990-1989		Front	C-17-UB ⁴	A-17-M ⁴	---	91-17 ⁴	31-17 ⁴	30-16 ⁴	---
GMC									
ACADIA									
2014-2007		Driver	C-24-OE	A-24-M	---	---	---	30-24-OE	---
		Pass	C-21-OE	A-21-M	---	---	---	30-20-OE	---
C/K-SERIES PICKUP									
2000-1995		Front	C-18-UB	A-18-M	T-18-UB	91-18	31-18	30-18	---
1994-1991		Front	C-18-UB	A-18-M	---	91-18	31-18	30-18	---
1990		Front	C-18-UB	A-18-M	---	91-18	31-16	30-16	---
1989		Front	C-18-UB	A-18-M	---	91-18	31-18	30-18	---
1988		Front	C-18-UB	A-16-M	---	91-18	31-18	30-18	---
1986-1981		Front	C-16-UB	A-16-M	---	91-16	31-16	30-16	---
1980-1973		Front	C-16-UB ¹	---	---	91-16 ¹	31-16 ¹	30-16 ¹	---
1972-1967		Front	C-15-UB ¹	---	---	91-15 ¹	31-15 ¹	30-15 ¹	---








¹To replace OE-style blade, use included 7mm Bayonet connector; ⁴To replace OEM blade use 2-Screw Bayonet Adapter (part number 48-08) - Not Included

			BEAM		HYBRID	CONVENTIONAL		SPECIALTY	
MAKE	MODEL								
Year	Notes	Pos							
GMC (cont.)									
C/K-SERIES PICKUP (cont.)									
1966		Front	C-15-UB ¹	---	---	91-13 ¹	31-13 ¹	30-15 ¹	---
CABALLERO									
1987-1978		Front	C-18-UB	A-18-M	---	91-18	31-18	30-18	---
CANYON									
2015		Driver	C-22-OE	A-22-M	---	---	---	30-22-OE	---
		Pass	C-20-OE	A-20-M	---	---	---	30-20-OE	---
2012-2004		Driver	C-22-UB	A-22-M	T-22-UB	91-22	31-22	30-22	---
		Pass	C-19-UB	A-19-M	T-19-UB	91-19	31-19	30-18	---
ENVOY (XL)									
2009-2007		Front	C-22-UB	A-22-M	T-22-UB	91-22	31-22	30-22	---
		Rear	---	---	---	---	---	---	AR-12E
2006-2002		Front	C-22-UB	A-22-M	T-22-UB	91-22	31-22	30-22	---
		Rear	C-16-UB	A-16-M	T-16-UB	91-16	31-16	30-16	---
ENVOY XUV									
2005-2004		Front	C-22-UB	A-22-M	T-22-UB	91-22	31-22	30-22	---
G-SERIES VAN									
1996-1993		Front	C-18-UB	A-18-M	---	91-18	31-18	30-18	---
1992-1983		Front	C-16-UB	A-16-M	---	91-16	31-16	30-16	---
1982-1964		Front	C-16-UB ¹	---	---	91-16 ¹	31-16 ¹	30-16 ¹	---
JIMMY									
2005-1995		Front	C-20-UB	A-20-M	T-20-UB	91-20	31-20	30-20	---
		Rear	C-14-UB	A-14-M	T-14-UB	91-14	31-14	30-13	---
1994-1992		Front	C-16-UB	A-16-M	---	91-16	31-16	30-16	---
		Rear	C-14-UB	A-14-M	---	91-14	31-14	30-13	---
1991-1985		Front	C-16-UB	A-16-M	---	91-16	31-16	30-16	---
1984-1973		Front	C-16-UB ¹	---	---	91-16 ¹	31-16 ¹	30-16 ¹	---
1972-1970		Front	C-15-UB ¹	---	---	91-15 ¹	31-15 ¹	30-15 ¹	---
PICKUP									
1965-1961		Front	---	---	---	91-13 ¹	31-13 ¹	30-13 ¹	---
S15									
1990-1982		Front	C-16-UB	A-16-M	---	91-16	31-16	30-16	---
S15 JIMMY									
1991-1989		Front	C-16-UB	A-16-M	---	91-16	31-16	30-16	---
		Rear	C-14-UB	A-14-M	---	91-14	31-14	30-13	---
1988-1983		Front	C-16-UB	A-16-M	---	91-16	31-16	30-16	---
SAFARI									
2005-1993		Front	C-18-UB	A-18-M	---	91-18	31-18	30-18	---
		Rear	C-14-UB	A-14-M	---	91-14	31-14	30-13	---
1992-1985		Front	C-18-UB	A-18-M	---	91-18	31-18	30-18	---
SAVANA									
2014-1996		Front	C-22-UB	A-22-M	T-22-UB	91-22	31-22	30-22	---
SIERRA									
2015-2014		Front	C-22-OE	---	---	---	---	30-22-OE	---
2013-2008		Front	C-22-OE	A-22-M	---	---	---	30-22-OE	---
2007	Classic	Front	C-22-UB	A-22-M	T-22-UB	91-22	31-22	30-22	---
	New Style	Front	C-22-OE	A-22-M	---	---	---	30-22-OE	---








¹To replace OE-style blade, use included 7mm Bayonet connector

			BEAM		HYBRID	CONVENTIONAL		SPECIALTY		
MAKE	MODEL	Pos								
Year	Notes									
GMC (cont.)										
SIERRA (cont.)										
2006-1999		Front	C-22-UB	A-22-M	T-22-UB	91-22	31-22	30-22	---	
SONOMA										
2004-1994		Front	C-20-UB	A-20-M	T-20-UB	91-20	31-20	30-20	---	
1993-1991		Front	C-16-UB	A-16-M	---	91-16	31-16	30-16	---	
SPRINT										
1977-1971		Front	C-16-UB	A-16-M	---	91-16	31-16	30-16	---	
SUBURBAN										
1999-1995		Front	C-18-UB	A-18-M	T-18-UB	91-18	31-18	30-18	---	
		Rear	C-14-UB	A-14-M	---	91-14	31-14	30-13	---	
1994-1992		Front	C-18-UB	A-18-M	---	91-18	31-18	30-18	---	
1991-1981		Front	C-16-UB	A-16-M	---	91-16	31-16	30-16	---	
1980-1973		Front	C-16-UB ¹	---	---	91-16 ¹	31-16 ¹	30-16 ¹	---	
1972-1967		Front	C-15-UB ¹	---	---	91-15 ¹	31-15 ¹	30-15 ¹	---	
1966-1963		Front	---	---	---	91-13 ¹	31-13 ¹	30-13 ¹	---	
SYCLONE										
1991		Front	C-16-UB	A-16-M	---	91-16	31-16	30-16	---	
TERRAIN										
2014-2013		Driver	C-24-OE	A-24-M	---	---	---	30-24-OE	---	
		Pass	C-21-OE	A-21-M	---	---	---	30-20-OE	---	
		Rear	---	---	---	91-13	31-13	30-13	---	
2012-2010		Driver	C-24-OE	A-24-M	---	---	---	30-24-OE	---	
		Pass	C-17-OE	A-17-M	---	---	---	---	---	
		Rear	---	---	---	91-13 ¹⁹	31-13 ¹⁹	---	---	
TRACKER										
1991-1990		Front	C-17-UB ⁴	A-17-M ⁴	---	91-17 ⁴	31-17 ⁴	30-16 ⁴	---	
		Rear	C-16-UB	A-16-M	T-16-UB	91-16	31-16	30-16	---	
1989		Front	C-17-UB ⁴	A-17-M ⁴	---	91-17 ⁴	31-17 ⁴	30-16 ⁴	---	
TRUCK										
1960		Front	---	---	---	91-13 ¹	31-13 ¹	30-13 ¹	---	
1959-1953		Front	---	---	---	---	---	---	20-12	
TYPHOON										
1993-1992		Front	C-16-UB	A-16-M	---	91-16	31-16	30-16	---	
		Rear	C-14-UB	A-14-M	---	91-14	31-14	30-13	---	
YUKON (XL)										
2015		Front	C-22-UB	A-22-M	T-22-UB	91-22	31-22	30-22	---	
		Rear	---	---	---	91-13	31-13	30-13	---	
2014-2007		Rear	---	---	---	---	---	---	AR-12E	
		Optional; w/ Pinch Tab Style Arm	Front	C-22-OE	A-22-M	---	---	---	30-22-OE	---
		Standard; w/ J-Hook Style Arm	Front	C-22-UB	A-22-M	T-22-UB	91-22	31-22	30-22	---
2006-2000		Front	C-22-UB	A-22-M	T-22-UB	91-22	31-22	30-22	---	
		Rear	C-16-UB	A-16-M	T-16-UB	91-16	31-16	30-16	---	
1999-1992		Front	C-18-UB	A-18-M	T-18-UB	91-18	31-18	30-18	---	
		Rear	C-14-UB	A-14-M	---	91-14	31-14	30-13	---	








¹To replace OE-style blade, use included 7mm Bayonet connector; ⁴To replace OEM blade use 2-Screw Bayonet Adapter (part number 48-08) - Not Included; ¹⁹ Remove Pre-Installed J-Hook Adapter for Applications w/2-Piece Shroud over Wiper Arm and Attach Directly to the Cross Rivet of the Wiper Blade

			BEAM		HYBRID	CONVENTIONAL			SPECIALTY
MAKE	MODEL								
Year	Notes	Pos							
GOLIATH									
1100									
1960-1957		Front	---	---	---	---	---	---	20-09
GP700									
1954-1950		Front	---	---	---	---	---	---	20-09
GP900									
1956-1955		Front	---	---	---	---	---	---	20-09
HENRY J									
ALL									
1953-1951		Front	---	---	---	---	---	---	20-11
HONDA									
600									
1972-1969		Front	---	---	---	91-13 ¹	31-13 ¹	30-13 ¹	---
ACCORD									
2015-2013		Driver	C-26-UB	A-26-M	---	---	---	30-24	---
		Pass	C-19-UB	A-19-M	---	---	---	30-18	---
2012-2008		Driver	C-26-UB ⁵	A-26-M ⁵	T-26-UB ⁵	91-26 ⁵	31-26 ⁵	30-24 ⁵	---
		Pass	C-19-UB ⁵	A-19-M ⁵	T-19-UB ⁵	91-19 ⁵	31-19 ⁵	30-18 ⁵	---
2007-2005		Driver	C-26-UB ⁵	A-26-M ⁵	T-26-UB ⁵	91-26 ⁵	31-26 ⁵	30-24 ⁵	---
		Pass	C-18-UB ⁵	A-18-M ⁵	T-18-UB ⁵	91-18 ⁵	31-18 ⁵	30-18 ⁵	---
2004-2003		Driver	C-26-UB ⁵	A-26-M ⁵	T-26-UB ⁵	91-26 ⁵	31-26 ⁵	30-24 ⁵	---
		Pass	C-18-UB ⁵	A-18-M ⁵	T-18-UB ⁵	91-18 ⁵	31-18 ⁵	30-18 ⁵	---
2002-1998		Driver	C-24-UB	A-24-M	T-24-UB	91-24	31-24	30-24	---
		Pass	C-19-UB	A-19-M	T-19-UB	91-19	31-19	30-18	---
1997-1994		Driver	C-24-UB	A-24-M	T-24-UB	91-24	31-24	30-24	---
		Pass	C-20-UB	A-20-M	T-20-UB	91-20	31-20	30-20	---
Wagon		Rear	C-15-UB	A-15-M	T-14-UB	91-15	31-15	30-15	---
1993-1991		Driver	C-24-UB	A-24-M	T-24-UB	91-24	31-24	30-24	---
		Pass	C-19-UB	A-19-M	T-19-UB	91-19	31-19	30-18	---
Wagon		Rear	C-16-UB ³	A-16-M ³	---	91-16 ³	31-16 ³	30-16 ³	---
1990		Driver	C-24-UB	A-24-M	T-24-UB	91-24	31-24	30-24	---
		Pass	C-19-UB	A-19-M	T-19-UB	91-19	31-19	30-18	---
1989-1986		Front	C-19-UB	A-19-M	T-19-UB	91-19	31-19	30-18	---
		Hatchback	Rear	C-19-UB	A-19-M	T-19-UB	91-19	31-19	30-18
1985-1982		Front	C-17-UB ³	A-17-M ³	---	91-17 ³	31-17 ³	30-16 ³	---
		Hatchback	Rear	C-18-UB ¹	---	---	91-18 ¹	31-18 ¹	30-18 ¹
1981-1976		Front	C-17-UB ³	A-17-M ³	---	91-17 ³	31-17 ³	30-16 ³	---
		Hatchback	Rear	C-16-UB ¹	---	---	91-16 ¹	31-16 ¹	30-16 ¹
CIVIC									
2014	Coupe	Driver	C-28-UB ⁹	A-28-M	T-28-UB	91-28 ⁹	31-28 ⁹	---	---
		Pass	C-24-UB	A-24-M	T-24-UB	91-24	31-24	30-24	---
Sedan		Driver	C-28-UB ⁹	A-28-M	T-28-UB	91-28 ⁹	31-28 ⁹	---	---
		Pass	C-22-UB	A-22-M	T-22-UB	91-22	31-22	30-22	---
2013-2012	Coupe	Driver	C-28-UB ⁹	A-28-M	T-28-UB	91-28 ⁹	31-28 ⁹	---	---
		Pass	C-24-UB	A-24-M	T-24-UB	91-24	31-24	30-24	---
Sedan		Driver	C-26-UB	A-26-M	T-26-UB	91-26	31-26	30-24	---
		Pass	C-22-UB	A-22-M	T-22-UB	91-22	31-22	30-22	---








¹To replace OE-style blade, use included 7mm Bayonet connector; ³To replace OEM blade use Double End Pin Adapter (part number 48-05) - Not Included; ⁵ May Need to Remove Stabilizer Bracket; ⁹To install blade, remove installed 9x4mm Shim

			BEAM		HYBRID	CONVENTIONAL			SPECIALTY
MAKE	MODEL	Pos							
Year	Notes								
HONDA (cont.)									
CIVIC (cont.)									
2011-2006	Coupe	Driver	C-28-OE	A-28-M	---	---	---	---	---
		Pass	C-24-OE	A-24-M	---	---	---	30-24-OE	---
	Sedan	Driver	C-26-UB	A-26-M	T-26-UB	91-26	31-26	30-24	---
		Pass	C-24-UB	A-24-M	T-24-UB	91-24	31-24	30-24	---
2005-2002	Except Si	Driver	C-21-UB	A-21-M	T-21-UB	91-21	31-21	30-20	---
		Pass	C-19-UB	A-19-M	T-19-UB	91-19	31-19	30-18	---
	Hatchback	Rear	---	---	---	91-12	31-12	30-11	---
		Si	Driver	C-24-UB ²	A-24-M	T-24-UB	91-24 ²	31-24 ²	30-24 ²
2001		Pass	C-16-UB	A-16-M	T-16-UB	91-16	31-16	30-16	---
		Driver	C-21-UB	A-21-M	T-21-UB	91-21	31-21	30-20	---
		Pass	C-19-UB	A-19-M	T-19-UB	91-19	31-19	30-18	---
		Driver	C-20-UB	A-20-M	T-20-UB	91-20	31-20	30-20	---
2000-1996		Pass	C-18-UB	A-18-M	T-18-UB	91-18	31-18	30-18	---
		Hatchback	Rear	C-15-UB	A-15-M	T-14-UB	91-15	31-15	30-15
	1995-1992	Driver	C-22-UB	A-22-M	T-22-UB	91-22	31-22	30-22	---
		Pass	C-18-UB	A-18-M	T-18-UB	91-18	31-18	30-18	---
1991-1988		Driver	C-20-UB	A-20-M	T-20-UB	91-20	31-20	30-20	---
		Pass	C-19-UB	A-19-M	T-19-UB	91-19	31-19	30-18	---
	Wagon	Rear	C-16-UB	A-16-M	T-16-UB	91-16	31-16	30-16	---
		Front	C-17-UB	A-17-M	T-17-UB	91-17	31-17	30-16	---
1987-1984	Wagon	Rear	C-16-UB	A-16-M	T-16-UB	91-16	31-16	30-16	---
		Front	C-16-UB ¹	---	---	91-16 ¹	31-16 ¹	30-16 ¹	---
1983-1980	Wagon	Rear	---	---	---	91-13 ¹	31-13 ¹	30-13 ¹	---
		Front	C-15-UB ¹	---	---	91-15 ¹	31-15 ¹	30-15 ¹	---
CIVIC DEL SOL									
1997-1993		Driver	C-22-UB	A-22-M	T-22-UB	91-22	31-22	30-22	---
		Pass	C-19-UB	A-19-M	T-19-UB	91-19	31-19	30-18	---
CR-V									
2014-2012		Driver	C-26-UB	A-26-M	---	---	---	30-24	---
		Pass	C-16-UB	A-16-M	---	---	---	30-16	---
		Rear	---	---	---	91-12	31-12	30-11	---
2011-2007		Driver	C-26-UB	A-26-M	---	---	---	30-24	---
		Pass	C-17-UB	A-17-M	---	---	---	30-16	---
		Rear	---	---	---	---	---	---	AR-14B
2006-2002		Driver	C-21-UB	A-21-M	T-21-UB	91-21	31-21	30-20	---
		Pass	C-19-UB	A-19-M	T-19-UB	91-19	31-19	30-18	---
		Rear	---	---	---	91-12	31-12	30-11	---
2001-1997		Driver	C-20-UB	A-20-M	T-20-UB	91-20	31-20	30-20	---
		Pass	C-19-UB	A-19-M	T-19-UB	91-19	31-19	30-18	---
		Rear	---	---	---	91-12	31-12	30-11	---
CR-Z									
2014-2011		Driver	C-26-UB	A-26-M	T-26-UB	91-26	31-26	30-24	---
		Pass	C-21-UB	A-21-M	T-21-UB	91-21	31-21	30-20	---
		Rear	C-16-UB	A-16-M	T-16-UB	91-16	31-16	30-16	---








¹To replace OE-style blade, use included 7mm Bayonet connector; ²To install blade, use included 9x4mm Shim

			BEAM		HYBRID	CONVENTIONAL			SPECIALTY
MAKE	MODEL	Pos							
Year	Notes								
HONDA (cont.)									
CROSSTOUR									
2014-2010		Driver	C-26-UB	A-26-M	T-26-UB	91-26	31-26	30-24	---
		Pass	C-19-UB	A-19-M	T-19-UB	91-19	31-19	30-18	---
		Rear	C-21-UB	A-21-M	T-21-UB	91-21	31-21	30-20	---
CRX									
1991-1988		Front	C-20-UB	A-20-M	T-20-UB	91-20	31-20	30-20	---
		Rear	C-17-UB	A-17-M	T-17-UB	91-17	31-17	30-16	---
ELEMENT									
2011-2003		Front	C-20-UB	A-20-M	T-20-UB	91-20	31-20	30-20	---
		Rear	---	---	---	---	---	---	AR-12B
EV PLUS									
1999-1998		Driver	C-24-UB	A-24-M	T-24-UB	91-24	31-24	30-24	---
		Pass	C-22-UB	A-22-M	T-22-UB	91-22	31-22	30-22	---
FIT									
2015		Driver	C-28-UB⁹	A-28-M	T-28-UB	91-28 ⁹	31-28 ⁹	---	---
		Pass	C-14-UB	A-14-M	T-14-UB	91-14	31-14	30-13	---
2014-2009		Driver	C-28-UB ⁹	A-28-M	T-28-UB	91-28 ⁹	31-28 ⁹	---	---
		Pass	C-14-UB	A-14-M	T-14-UB	91-14	31-14	30-13	---
		Rear	---	---	---	---	---	---	AR-14B
2008-2006		Driver	C-24-UB	A-24-M	T-24-UB	91-24	31-24	30-24	---
		Pass	C-15-UB	A-15-M	T-14-UB	91-15	31-15	30-15	---
		Rear	---	---	---	---	---	---	AR-14B
INSIGHT									
2014-2012		Driver	C-26-UB	A-26-M	T-26-UB	91-26	31-26	30-24	---
		Pass	C-18-UB	A-18-M	T-18-UB	91-18	31-18	30-18	---
		Rear	C-20-UB	A-20-M	T-20-UB	91-20	31-20	30-20	---
2011-2010		Driver	C-26-UB	A-26-M	T-26-UB	91-26	31-26	30-24	---
		Pass	C-18-UB	A-18-M	T-18-UB	91-18	31-18	30-18	---
		Rear	---	---	---	---	---	---	AR-16B
2006-2000		Driver	C-21-UB	A-21-M	T-21-UB	91-21	31-21	30-20	---
		Pass	C-19-UB	A-19-M	T-19-UB	91-19	31-19	30-18	---
		Rear	C-16-UB	A-16-M	T-16-UB	91-16	31-16	30-16	---
ODYSSEY									
2015-2008		Driver	C-26-UB ⁵	A-26-M ⁵	T-26-UB⁵	91-26 ⁵	31-26 ⁵	30-24 ⁵	---
		Pass	C-22-UB	A-22-M	T-22-UB	91-22	31-22	30-22	---
		Rear	---	---	---	---	---	---	AR-16B
2007-2005		Driver	C-26-UB ⁵	A-26-M ⁵	T-26-UB ⁵	91-26⁵	31-26⁵	30-24 ⁵	---
		Pass	C-22-UB	A-22-M	T-22-UB	91-22	31-22	30-22	---
		Rear	---	---	---	---	---	---	AR-16B
2004-1999		Driver	C-24-UB	A-24-M	T-24-UB	91-24	31-24	30-24	---
		Pass	C-20-UB	A-20-M	T-20-UB	91-20	31-20	30-20	---
		Rear	C-17-UB	A-17-M	T-17-UB	91-17	31-17	30-16	---
1998-1995		Front	C-24-UB	A-24-M	T-24-UB	91-24	31-24	30-24	---
		Rear	C-15-UB ¹	---	---	91-15¹	31-15¹	30-15 ¹	---

¹To replace OE-style blade, use included 7mm Bayonet connector; ⁵May Need to Remove Stabilizer Bracket; ⁹To install blade, remove installed 9x4mm Shim








			BEAM		HYBRID	CONVENTIONAL		SPECIALTY	
MAKE	MODEL	Pos							
Year	Notes								
HONDA (cont.)									
PASSPORT									
2002-1998		Front	C-19-UB	A-19-M	T-19-UB	91-19	31-19	30-18	---
		Rear	---	---	---	91-13	31-13	30-13	---
1997-1994		Front	C-18-UB	A-18-M	T-18-UB	91-18	31-18	30-18	---
		Rear	---	---	---	91-12	31-12	30-11	---
PILOT									
2015-2009		Driver	C-22-UB	A-22-M	T-22-UB	91-22	31-22	30-22	---
		Pass	C-21-UB	A-21-M	T-21-UB	91-21	31-21	30-20	---
2008-2003		Driver	C-24-UB	A-24-M	T-24-UB	91-24	31-24	30-24	---
		Pass	C-21-UB	A-21-M	T-21-UB	91-21	31-21	30-20	---
		Rear	---	---	---	---	---	---	AR-14B
PRELUDE									
2001-1997		Driver	C-21-UB	A-21-M	T-21-UB	91-21	31-21	30-20	---
		Pass	C-19-UB	A-19-M	T-19-UB	91-19	31-19	30-18	---
1996-1992		Driver	C-22-UB	A-22-M	T-22-UB	91-22	31-22	30-22	---
		Pass	C-18-UB	A-18-M	T-18-UB	91-18	31-18	30-18	---
1991-1988		Driver	C-20-UB	A-20-M	T-20-UB	91-20	31-20	30-20	---
		Pass	C-19-UB	A-19-M	T-19-UB	91-19	31-19	30-18	---
1987-1983		Front	C-19-UB ³	A-19-M ³	---	91-19 ³	31-19 ³	30-18 ³	---
1982-1979		Front	C-17-UB ³	A-17-M ³	---	91-17 ³	31-17 ³	30-16 ³	---
RIDGELINE									
2014-2009		Front	C-22-UB	A-22-M	T-22-UB	91-22	31-22	30-22	---
2008-2006		Driver	C-24-UB	A-24-M	T-24-UB	91-24	31-24	30-24	---
		Pass	C-22-UB	A-22-M	T-22-UB	91-22	31-22	30-22	---
S2000									
2009-2000		Driver	C-16-UB	A-16-M	T-16-UB	91-16	31-16	30-16	---
		Pass	C-20-UB	A-20-M	T-20-UB	91-20	31-20	30-20	---
WAGOVAN									
1987-1986		Front	C-18-UB	A-18-M	T-18-UB	91-18	31-18	30-18	---
		Rear	C-16-UB ³	A-16-M ³	---	91-16 ³	31-16 ³	30-16 ³	---
1984		Front	C-18-UB	A-18-M	T-18-UB	91-18	31-18	30-18	---
		Rear	C-16-UB ³	A-16-M ³	---	91-16 ³	31-16 ³	30-16 ³	---
HUDSON									
ALL									
1957-1956		Front	---	---	---	---	---	---	20-12
1955	Rambler	Front	---	---	---	---	---	---	20-11
	All Others	Front	---	---	---	---	---	---	20-12
1954	Jet	Front	---	---	---	---	---	---	20-10
	All Others	Front	---	---	---	---	---	---	20-11
1953-1948		Front	---	---	---	---	---	---	20-10
1947-1936		Front	---	---	---	---	---	---	20-09
HUMMER									
H1									
2006		Front	---	---	---	91-12	31-12	30-11	---
2004-2002		Front	---	---	---	91-12	31-12	30-11	---








³To replace OEM blade use Double End Pin Adapter (part number 48-05) - Not Included








			BEAM		HYBRID	CONVENTIONAL		SPECIALTY	
MAKE	MODEL	Pos							
Year	Notes								
HUMMER (cont.)									
H2									
2009-2003		Front	C-17-UB	A-17-M	T-17-UB	91-17	31-17	30-16	---
		Rear	---	---	---	91-11	31-11	30-11	---
H3									
2010-2006		Driver	C-17-UB	A-17-M	T-17-UB	91-17	31-17	30-16	---
		Pass	C-16-UB	A-16-M	T-16-UB	91-16	31-16	30-16	---
		Rear	---	---	---	91-12	31-12	30-11	---
H3T									
2010-2009		Driver	C-17-UB	A-17-M	T-17-UB	91-17	31-17	30-16	---
		Pass	C-16-UB	A-16-M	T-16-UB	91-16	31-16	30-16	---
HYUNDAI									
ACCENT									
2014-2012		Driver	C-26-UB	A-26-M	T-26-UB	91-26	31-26	30-24	---
		Pass	C-16-UB	A-16-M	T-16-UB	91-16	31-16	30-16	---
	Hatchback	Rear	---	---	---	---	---	---	AR-11A
2011-2006		Driver	C-22-UB	A-22-M	T-22-UB	91-22	31-22	30-22	---
		Pass	C-16-UB	A-16-M	T-16-UB	91-16	31-16	30-16	---
	Hatchback	Rear	---	---	---	---	---	---	AR-14A
2005-2000		Driver	C-20-UB	A-20-M	T-20-UB	91-20	31-20	30-20	---
		Pass	C-18-UB	A-18-M	T-18-UB	91-18	31-18	30-18	---
	Hatchback	Rear	C-18-UB	A-18-M	T-18-UB	91-18	31-18	30-18	---
1999-1995		Driver	C-20-UB	A-20-M	T-20-UB	91-20	31-20	30-20	---
		Pass	C-18-UB	A-18-M	T-18-UB	91-18	31-18	30-18	---
	Hatchback	Rear	C-20-UB	A-20-M	T-20-UB	91-20	31-20	30-20	---
AZERA									
2014-2012		Driver	C-26-UB	A-26-M	T-26-UB	91-26	31-26	30-24	---
		Pass	C-18-UB	A-18-M	T-18-UB	91-18	31-18	30-18	---
2011-2006		Driver	C-24-UB	A-24-M	T-24-UB	91-24	31-24	30-24	---
		Pass	C-20-UB	A-20-M	T-20-UB	91-20	31-20	30-20	---
ELANTRA									
2014-2013		Driver	C-28-UB ⁹	A-28-M	T-28-UB	91-28 ⁹	31-28 ⁹	---	---
		Pass	C-14-UB	A-14-M	T-14-UB	91-14	31-14	30-13	---
2012-2011	Except Touring	Driver	C-28-UB ⁹	A-28-M	T-28-UB	91-28 ⁹	31-28 ⁹	---	---
		Pass	C-14-UB	A-14-M	T-14-UB	91-14	31-14	30-13	---
	Touring	Driver	C-24-UB	A-24-M	T-24-UB	91-24	31-24	30-24	---
		Pass	C-18-UB	A-18-M	T-18-UB	91-18	31-18	30-18	---
2010-2007		Driver	C-24-UB	A-24-M	T-24-UB	91-24	31-24	30-24	---
		Pass	C-18-UB	A-18-M	T-18-UB	91-18	31-18	30-18	---
2006-2001		Driver	C-20-UB	A-20-M	T-20-UB	91-20	31-20	30-20	---
		Pass	C-18-UB	A-18-M	T-18-UB	91-18	31-18	30-18	---
	Hatchback	Rear	C-14-UB	A-14-M	T-14-UB	91-14	31-14	30-13	---
2000-1996		Driver	C-20-UB	A-20-M	T-20-UB	91-20	31-20	30-20	---
		Pass	C-18-UB	A-18-M	T-18-UB	91-18	31-18	30-18	---
	Wagon	Rear	C-14-UB	A-14-M	T-14-UB	91-14	31-14	30-13	---
1995-1992		Driver	C-20-UB	A-20-M	T-20-UB	91-20	31-20	30-20	---
		Pass	C-19-UB	A-19-M	T-19-UB	91-19	31-19	30-18	---

⁹To install blade, remove installed 9x4mm Shim








MAKE	MODEL	Pos	BEAM		HYBRID	CONVENTIONAL			SPECIALTY
Year	Notes								
HYUNDAI (cont.)									
ENTOURAGE									
2010-2007		Driver	C-26-UB	A-26-M	T-26-UB	91-26	31-26	30-24	---
		Pass	C-18-UB	A-18-M	T-18-UB	91-18	31-18	30-18	---
EQUUS									
2014-2012		Driver	C-24-UB	A-24-M	T-24-UB	91-24	31-24	30-24	---
		Pass	C-20-UB	A-20-M	T-20-UB	91-20	31-20	30-20	---
2011		Driver	C-24-OE	A-24-M	---	---	---	30-24-OE	---
		Pass	C-20-OE	A-20-M	---	---	---	30-20-OE	---
EXCEL									
1994-1990		Front	C-18-UB	A-18-M	T-18-UB	91-18	31-18	30-18	---
		Rear	C-16-UB	A-16-M	T-16-UB	91-16	31-16	30-16	---
1989-1988		Front	C-17-UB	A-17-M	T-17-UB	91-17	31-17	30-16	---
1987-1986		Front	C-16-UB	A-16-M	T-16-UB	91-16	31-16	30-16	---
GENESIS									
2015		Driver	C-26-UB	A-26-M	T-26-UB	91-26	31-26	30-24	---
		Pass	C-16-UB	A-16-M	T-16-UB	91-16	31-16	30-16	---
2014-2012		Driver	C-24-UB	A-24-M	T-24-UB	91-24	31-24	30-24	---
		Pass	C-20-UB	A-20-M	T-20-UB	91-20	31-20	30-20	---
2011-2009		Driver	C-24-OE	A-24-M	---	---	---	30-24-OE	---
		Pass	C-20-OE	A-20-M	---	---	---	30-20-OE	---
GENESIS COUPE									
2014-2010		Driver	C-24-UB	A-24-M	T-24-UB	91-24	31-24	30-24	---
		Pass	C-20-UB	A-20-M	T-20-UB	91-20	31-20	30-20	---
PONY									
1987-1983		Front	C-16-UB	A-16-M	T-16-UB	91-16	31-16	30-16	---
		Rear	C-16-UB	A-16-M	T-16-UB	91-16	31-16	30-16	---
SANTA FE									
2014-2013		Driver	C-26-UB	A-26-M	T-26-UB	91-26	31-26	30-24	---
		Pass	C-14-UB	A-14-M	T-14-UB	91-14	31-14	30-13	---
2012-2007		Driver	C-24-UB	A-24-M	T-24-UB	91-24	31-24	30-24	---
		Pass	C-18-UB	A-18-M	T-18-UB	91-18	31-18	30-18	---
		Rear	---	---	---	---	---	---	AR-14A
2006-2005		Driver	C-24-UB	A-24-M	T-24-UB	91-24	31-24	30-24	---
		Pass	C-20-UB	A-20-M	T-20-UB	91-20	31-20	30-20	---
		Rear	---	---	---	91-13	31-13	30-13	---
2004-2001		Driver	C-22-UB	A-22-M	T-22-UB	91-22	31-22	30-22	---
		Pass	C-20-UB	A-20-M	T-20-UB	91-20	31-20	30-20	---
		Rear	---	---	---	91-13	31-13	30-13	---
SCOPE									
1995-1991		Driver	C-19-UB	A-19-M	T-19-UB	91-19	31-19	30-18	---
		Pass	C-18-UB	A-18-M	T-18-UB	91-18	31-18	30-18	---
SONATA									
2014-2011		Driver	C-26-UB	A-26-M	T-26-UB	91-26	31-26	30-24	---
		Pass	C-18-UB	A-18-M	T-18-UB	91-18	31-18	30-18	---
2010		Driver	C-24-UB	A-24-M	T-24-UB	91-24	31-24	30-24	---
		Pass	C-20-UB	A-20-M	T-20-UB	91-20	31-20	30-20	---
2009-2006		Driver	C-24-UB	A-24-M	T-24-UB	91-24	31-24	30-24	---
		Pass	C-20-UB	A-20-M	T-20-UB	91-20	31-20	30-20	---

			BEAM		HYBRID	CONVENTIONAL			SPECIALTY
MAKE	MODEL	Pos							
Year	Notes								
HYUNDAI (cont.)									
SONATA (cont.)									
2005-1999	Driver	C-22-UB	A-22-M	T-22-UB	91-22	31-22	30-22	---	
	Pass	C-20-UB	A-20-M	T-20-UB	91-20	31-20	30-20	---	
1998-1995	Front	C-20-UB	A-20-M	T-20-UB	91-20	31-20	30-20	---	
1994-1989	Driver	C-20-UB	A-20-M	T-20-UB	91-20	31-20	30-20	---	
	Pass	C-18-UB	A-18-M	T-18-UB	91-18	31-18	30-18	---	
STELLAR									
1987-1985	Front	C-18-UB	A-18-M	T-18-UB	91-18	31-18	30-18	---	
TIBURON									
2008-2007	Driver	C-22-UB	A-22-M	T-22-UB	91-22	31-22	30-22	---	
	Pass	C-18-UB	A-18-M	T-18-UB	91-18	31-18	30-18	---	
2006-2003	Driver	C-22-UB	A-22-M	T-22-UB	91-22	31-22	30-22	---	
	Pass	C-18-UB	A-18-M	T-18-UB	91-18	31-18	30-18	---	
	Rear	C-20-UB	A-20-M	T-20-UB	91-20	31-20	30-20	---	
2001-1997	Driver	C-22-UB	A-22-M	T-22-UB	91-22	31-22	30-22	---	
	Pass	C-18-UB	A-18-M	T-18-UB	91-18	31-18	30-18	---	
	Rear	C-20-UB	A-20-M	T-20-UB	91-20	31-20	30-20	---	
TUCSON									
2014-2005	Driver	C-24-UB	A-24-M	T-24-UB	91-24	31-24	30-24	---	
	Pass	C-16-UB	A-16-M	T-16-UB	91-16	31-16	30-16	---	
VELOSTER									
2014-2012	Driver	C-26-UB	A-26-M	T-26-UB	91-26	31-26	30-24	---	
	Pass	C-18-UB	A-18-M	T-18-UB	91-18	31-18	30-18	---	
VERACRUZ									
2012-2007	Driver	C-24-OE	A-24-M	---	---	---	30-24-OE	---	
	Pass	C-20-OE	A-20-M	---	---	---	30-20-OE	---	
XG300									
2001	Driver	C-22-UB	A-22-M	T-22-UB	91-22	31-22	30-22	---	
	Pass	C-20-UB	A-20-M	T-20-UB	91-20	31-20	30-20	---	
XG350									
2005-2002	Driver	C-22-UB	A-22-M	T-22-UB	91-22	31-22	30-22	---	
	Pass	C-20-UB	A-20-M	T-20-UB	91-20	31-20	30-20	---	
INFINITI									
EX									
2013-2011	Driver	C-24-UB	A-24-M	---	---	---	30-24	---	
	Pass	C-17-UB	A-17-M	---	---	---	30-16	---	
	Rear	---	---	---	---	---	---	AR-14B	
2010-2008	Driver	C-22-UB	A-22-M	T-22-UB	91-22	31-22	30-22	---	
	Pass	C-18-UB	A-18-M	T-18-UB	91-18	31-18	30-18	---	
	Rear	---	---	---	---	---	---	AR-14B	
FX									
2013-2009	Driver	C-24-UB	A-24-M	---	---	---	30-24	---	
	Pass	C-19-UB	A-19-M	---	---	---	30-18	---	
	Rear	---	---	---	---	---	---	AR-14B	
2008-2003	Driver	C-22-UB	A-22-M	T-22-UB	91-22	31-22	30-22	---	
	Pass	C-20-UB	A-20-M	T-20-UB	91-20	31-20	30-20	---	
	Rear	---	---	---	---	---	---	AR-14B	








			BEAM		HYBRID	CONVENTIONAL			SPECIALTY
MAKE	MODEL	Pos							
Year	Notes								
INFINITI (cont.)									
G									
2013-2008	Coupe/Convertible	Driver	C-26-UB	A-26-M	---	---	---	30-24	---
		Pass	C-17-UB	A-17-M	---	---	---	30-16	---
	Sedan	Driver	C-26-UB	A-26-M	---	---	---	30-24	---
		Pass	C-16-UB	A-16-M	---	---	---	30-16	---
2007	Coupe	Driver	C-24-UB	A-24-M	T-24-UB	91-24	31-24	30-24	---
		Pass	C-17-UB	A-17-M	T-17-UB	91-17	31-17	30-16	---
	Sedan	Driver	C-26-UB	A-26-M	---	---	---	30-24	---
		Pass	C-16-UB	A-16-M	---	---	---	30-16	---
2006-2003	Coupe	Driver	C-24-UB	A-24-M	T-24-UB	91-24	31-24	30-24	---
		Pass	C-17-UB	A-17-M	T-17-UB	91-17	31-17	30-16	---
	Sedan	Driver	C-22-UB	A-22-M	T-22-UB	91-22	31-22	30-22	---
		Pass	C-18-UB	A-18-M	T-18-UB	91-18	31-18	30-18	---
2002-1999		Driver	C-21-UB	A-21-M	T-21-UB	91-21	31-21	30-20	---
		Pass	C-19-UB	A-19-M	T-19-UB	91-19	31-19	30-18	---
1996-1991		Driver	C-21-UB	A-21-M	T-21-UB	91-21	31-21	30-20	---
		Pass	C-19-UB	A-19-M	T-19-UB	91-19	31-19	30-18	---
I									
2004-2000		Driver	C-26-UB	A-26-M	T-26-UB	91-26	31-26	30-24	---
		Pass	C-17-UB	A-17-M	T-17-UB	91-17	31-17	30-16	---
1999-1996		Driver	C-22-UB	A-22-M	T-22-UB	91-22	31-22	30-22	---
		Pass	C-21-UB	A-21-M	T-21-UB	91-21	31-21	30-20	---
J									
1997-1993		Driver	C-21-UB	A-21-M	T-21-UB	91-21	31-21	30-20	---
		Pass	C-20-UB	A-20-M	T-20-UB	91-20	31-20	30-20	---
JX									
2013		Driver	C-26-UB	A-26-M	T-26-UB	91-26	31-26	30-24	---
		Pass	C-17-UB	A-17-M	T-17-UB	91-17	31-17	30-16	---
M									
2013-2011		Driver	C-26-UB	A-26-M	T-26-UB	91-26	31-26	30-24	---
		Pass	C-19-UB	A-19-M	T-19-UB	91-19	31-19	30-18	---
2010-2006		Driver	C-24-UB	A-24-M	T-24-UB	91-24	31-24	30-24	---
		Pass	C-19-UB	A-19-M	T-19-UB	91-19	31-19	30-18	---
2004-2003		Driver	C-21-UB	A-21-M	T-21-UB	91-21	31-21	30-20	---
		Pass	C-18-UB	A-18-M	T-18-UB	91-18	31-18	30-18	---
1992-1990		Driver	C-21-UB	A-21-M	T-21-UB	91-21	31-21	30-20	---
		Pass	C-19-UB	A-19-M	T-19-UB	91-19	31-19	30-18	---
Q40									
2015		Driver	C-26-UB	A-26-M	---	---	---	30-24	---
		Pass	C-16-UB	A-16-M	---	---	---	30-16	---
Q45									
2006-2004		Driver	C-26-UB	A-26-M	T-26-UB	91-26	31-26	30-24	---
		Pass	C-18-UB	A-18-M	T-18-UB	91-18	31-18	30-18	---
2003-1997		Driver	C-22-UB	A-22-M	T-22-UB	91-22	31-22	30-22	---
		Pass	C-20-UB	A-20-M	T-20-UB	91-20	31-20	30-20	---
1996-1990		Front	C-21-UB	A-21-M	T-21-UB	91-21	31-21	30-20	---

			BEAM		HYBRID	CONVENTIONAL		SPECIALTY	
MAKE	MODEL	Pos							
Year	Notes								
INFINITI (cont.)									
Q50									
2014		Driver	C-26-UB	A-26-M	T-26-UB	91-26	31-26	30-24	---
		Pass	C-16-UB	A-16-M	T-16-UB	91-16	31-16	30-16	---
Q60									
2015-2014		Driver	C-26-UB	A-26-M	---	---	---	30-24	---
		Pass	C-17-UB	A-17-M	---	---	---	30-16	---
Q70									
2014		Driver	C-26-UB	A-26-M	---	---	---	30-24	---
		Pass	C-19-UB	A-19-M	---	---	---	30-18	---
QX4									
2003-1997		Driver	C-22-UB	A-22-M	T-22-UB	91-22	31-22	30-22	---
		Pass	C-21-UB	A-21-M	T-21-UB	91-21	31-21	30-20	---
		Rear	---	---	---	91-12 ¹⁶	31-12 ¹⁶	---	---
QX50									
2015-2014		Driver	C-24-UB	A-24-M	---	---	---	30-24	---
		Pass	C-17-UB	A-17-M	---	---	---	30-16	---
		Rear	---	---	---	---	---	---	AR-14B
QX56									
2013-2011		Driver	C-24-UB	A-24-M	T-24-UB	91-24	31-24	30-24	---
		Pass	C-19-UB	A-19-M	T-19-UB	91-19	31-19	30-18	---
2010-2004		Driver	C-24-UB	A-24-M	T-24-UB	91-24	31-24	30-24	---
		Pass	C-22-UB	A-22-M	T-22-UB	91-22	31-22	30-22	---
		Rear	---	---	---	---	---	---	AR-12B
QX60									
2014		Driver	C-26-UB	A-26-M	T-26-UB	91-26	31-26	30-24	---
		Pass	C-17-UB	A-17-M	T-17-UB	91-17	31-17	30-16	---
QX70									
2015-2014		Driver	C-24-UB	A-24-M	---	---	---	30-24	---
		Pass	C-19-UB	A-19-M	---	---	---	30-18	---
QX80									
2014		Driver	C-24-UB	A-24-M	T-24-UB	91-24	31-24	30-24	---
		Pass	C-19-UB	A-19-M	T-19-UB	91-19	31-19	30-18	---
INTERNATIONAL									
SCOUT									
1971-1961		Front	---	---	---	---	---	---	20-11
SCOUT II									
1980-1971	w/ Original (Saddle) Style Arm	Front	---	---	---	---	---	---	51-13
	w/ Replacement (Bayonet) Arm	Driver	---	---	---	91-13 ¹	31-13 ¹	30-13 ¹	---
		Pass	---	---	---	---	31-13	30-13	---
TRUCK / TRAVELALL									
1975-1969		Front	C-15-UB ¹	---	---	91-15 ¹	31-15 ¹	30-15 ¹	---
1968-1958		Front	---	---	---	---	---	---	20-12
1957		Front	---	---	---	91-11	31-11	30-11	20-12
1956-1953		Front	---	---	---	91-11	31-11	30-11	---








¹To replace OE-style blade, use included 7mm Bayonet connector; ¹⁶To replace OEM blade use included Short 9x3mm Hook Adapter (part number 48-07)

			BEAM		HYBRID	CONVENTIONAL		SPECIALTY	
MAKE	MODEL	Pos							
Year	Notes								
ISUZU									
AMIGO									
2000-1998		Front	C-19-UB	A-19-M	T-19-UB	91-19	31-19	30-18	---
		Rear	---	---	---	91-13	31-13	30-13	---
1994-1989		Front	C-18-UB	A-18-M	T-18-UB	91-18	31-18	30-18	---
ASCENDER									
2008-2007		Front	C-22-UB	A-22-M	T-22-UB	91-22	31-22	30-22	---
		Rear	---	---	---	---	---	---	AR-12E
2006-2003		Front	C-22-UB	A-22-M	T-22-UB	91-22	31-22	30-22	---
		Rear	C-16-UB	A-16-M	T-16-UB	91-16	31-16	30-16	---
AXIOM									
2004-2002		Driver	C-20-UB	A-20-M	T-20-UB	91-20	31-20	30-20	---
		Pass	C-19-UB	A-19-M	T-19-UB	91-19	31-19	30-18	---
		Rear	---	---	---	---	---	---	AR-14B
HOMBRE									
2000-1996		Front	C-20-UB	A-20-M	T-20-UB	91-20	31-20	30-20	---
I-MARK									
1989-1986		Front	C-18-UB ¹	---	---	91-18 ¹	31-18 ¹	30-18 ¹	---
		Rear	C-15-UB ¹	---	---	91-15 ¹	31-15 ¹	30-15 ¹	---
1985	FWD	Front	C-18-UB ¹	---	---	91-18 ¹	31-18 ¹	30-18 ¹	---
		Rear	C-15-UB ¹	---	---	91-15 ¹	31-15 ¹	30-15 ¹	---
	RWD	Front	C-16-UB ¹	---	---	91-16 ¹	31-16 ¹	30-16 ¹	---
1984-1981		Front	C-17-UB ³	A-17-M ³	---	91-17 ³	31-17 ³	30-16 ³	---
I-SERIES									
2008-2006		Driver	C-22-UB	A-22-M	T-22-UB	91-22	31-22	30-22	---
		Pass	C-18-UB	A-18-M	T-18-UB	91-18	31-18	30-18	---
IMPULSE									
1992-1990		Front	C-22-UB	A-22-M	T-22-UB	91-22	31-22	30-22	---
		Rear	C-20-UB	A-20-M	T-20-UB	91-20	31-20	30-20	---
1989-1983		Front	C-17-UB ⁴	A-17-M ⁴	---	91-17 ⁴	31-17 ⁴	30-16 ⁴	---
OASIS									
1999-1996		Front	C-24-UB	A-24-M	T-24-UB	91-24	31-24	30-24	---
		Rear	C-15-UB ¹	---	---	91-15 ¹	31-15 ¹	30-15 ¹	---
PICKUP									
1995-1988		Front	C-18-UB	A-18-M	T-18-UB	91-18	31-18	30-18	---
1987-1981		Front	C-18-UB ¹	---	---	91-18 ¹	31-18 ¹	30-18 ¹	---
RODEO									
2004-1998		Front	C-19-UB	A-19-M	T-19-UB	91-19	31-19	30-18	---
		Rear	C-14-UB	A-14-M	T-14-UB	91-14	31-14	30-13	---
1997-1991		Front	C-18-UB	A-18-M	T-18-UB	91-18	31-18	30-18	---
		Rear	---	---	---	91-12	31-12	30-11	---
STYLUS									
1993-1991		Driver	C-22-UB	A-22-M	T-22-UB	91-22	31-22	30-22	---
		Pass	C-20-UB	A-20-M	T-20-UB	91-20	31-20	30-20	---
TROOPER									
2002-1992		Front	C-20-UB	A-20-M	T-20-UB	91-20	31-20	30-20	---
		Rear	C-15-UB	A-15-M	T-14-UB	91-15	31-15	30-15	---
1991-1989		Front	C-17-UB	A-17-M	T-17-UB	91-17	31-17	30-16	---
		Rear	C-16-UB	A-16-M	T-16-UB	91-16	31-16	30-16	---








¹To replace OE-style blade, use included 7mm Bayonet connector; ²To replace OEM blade use Double End Pin Adapter (part number 48-05) - Not Included; ³To replace OEM blade use 2-Screw Bayonet Adapter (part number 48-08) - Not Included; ⁴

			BEAM		HYBRID	CONVENTIONAL		SPECIALTY	
MAKE	MODEL	Pos							
Year	Notes								
ISUZU (cont.)									
TROOPER (cont.)									
1988-1986		Front	C-16-UB ¹	----	----	91-16 ¹	31-16 ¹	30-16 ¹	----
		Rear	C-16-UB ¹	----	----	91-16 ¹	31-16 ¹	30-16 ¹	----
1985-1984		Front	C-16-UB ¹	----	----	91-16 ¹	31-16 ¹	30-16 ¹	----
VEHICROSS									
2001-1999		Driver	C-24-UB	A-24-M	T-24-UB	91-24	31-24	30-24	----
		Pass	C-17-UB	A-17-M	T-17-UB	91-17	31-17	30-16	----
JAGUAR									
ALL									
1961		Front	---	---	---	---	31-12	30-11	20-10
1960-1949		Front	---	---	---	---	---	---	20-10
3.8									
1966-1962		Front	---	---	---	---	---	---	20-10
340									
1967		Front	---	---	---	---	---	---	20-10
420									
1967		Front	C-14-UB ¹	----	----	91-14 ¹	31-14 ¹	30-13 ¹	----
F-TYPE									
2015-2014		Driver	C-22-UB	A-22-M	T-22-UB	91-22	31-22	30-22	----
		Pass	C-21-UB	A-21-M	T-21-UB	91-21	31-21	30-20	----
MARK X									
1966-1962		Front	C-14-UB ¹	----	----	91-14 ¹	31-14 ¹	30-13 ¹	----
S-TYPE									
2008-2005		Driver	----	----	----	91-22 ¹¹	31-22 ¹¹	----	----
		Pass	----	----	----	91-19 ¹¹	31-19 ¹¹	----	----
2004-2002		Front	C-21-UB	A-21-M	T-21-UB	91-21	31-21	30-20	----
2001-2000		Front	C-22-UB	A-22-M	T-22-UB	91-22	31-22	30-22	----
SUPER V8									
2009-2005		Driver	----	----	----	91-24 ¹¹	31-24 ¹¹	----	----
		Pass	----	----	----	91-19 ¹¹	31-19 ¹¹	----	----
VANDEN PLAS									
2009-2004		Driver	----	----	----	91-24 ¹¹	31-24 ¹¹	----	----
		Pass	----	----	----	91-19 ¹¹	31-19 ¹¹	----	----
2003-2000		Front	C-21-UB ²	A-21-M	T-21-UB	91-21 ²	31-21 ²	30-20 ²	----
1999-1997	Single Blade	Front	C-20-UB ²	A-20-M	T-20-UB	91-20 ²	31-20 ²	30-20 ²	----
1996-1993		Front	C-21-UB ²	A-21-M	T-21-UB	91-21 ²	31-21 ²	30-20 ²	----
1992-1988		Front	C-20-UB	A-20-M	T-20-UB	91-20	31-20	30-20	----
1987-1982		Front	C-16-UB ³	A-16-M ³	----	91-16 ³	31-16 ³	30-16 ³	----
X-TYPE									
2008-2005		Driver	C-22-UB ²	A-22-M	T-22-UB	91-22 ²	31-22 ²	30-22 ²	----
		Pass	C-19-UB ²	A-19-M	T-19-UB	91-19 ²	31-19 ²	----	----
	Wagon	Rear	----	----	----	----	----	----	AR-14D
2004-2002		Driver	C-22-UB ²	A-22-M	T-22-UB	91-22 ²	31-22 ²	30-22 ²	----
		Pass	C-19-UB ²	A-19-M	T-19-UB	91-19 ²	31-19 ²	----	----








¹To replace OE-style blade, use included 7mm Bayonet connector; ²To install blade, use included 9x4mm Shim; ³To replace OEM blade use Double End Pin Adapter (part number 48-05) - Not Included; ¹¹To replace OEM Blade use Original Adapter and Wet Arm Clip

			BEAM		HYBRID	CONVENTIONAL		SPECIALTY	
MAKE	MODEL	Pos							
Year	Notes								
JAGUAR (cont.)									
XF, XFR, XFR-S									
2014-2009		Driver	C-22-OE	A-22-M	---	---	---	30-22-OE	---
		Pass	C-19-OE	A-19-M	---	---	---	30-18-OE	---
XJ, XJ6, XJ8, XJ12, XJR, XJRS									
2014-2011		Driver	C-22-OE	A-22-M	---	---	---	30-22-OE	---
		Pass	C-19-OE	A-19-M	---	---	---	30-18-OE	---
2009-2004		Driver	---	---	---	91-24 ¹¹	31-24 ¹¹	---	---
		Pass	---	---	---	91-19 ¹¹	31-19 ¹¹	---	---
2003-2000		Front	C-21-UB ²	A-21-M	T-21-UB	91-21 ²	31-21 ²	30-20 ²	---
1999-1997	Single Blade	Front	C-20-UB ²	A-20-M	T-20-UB	91-20 ²	31-20 ²	30-20 ²	---
1996-1993		Front	C-21-UB ²	A-21-M	T-21-UB	91-21 ²	31-21 ²	30-20 ²	---
1992-1988		Front	C-20-UB	A-20-M	T-20-UB	91-20	31-20	30-20	---
1987-1980		Front	C-16-UB ³	A-16-M ³	---	91-16 ³	31-16 ³	30-16 ³	---
1979-1972		Front	C-15-UB ¹	---	---	91-15 ¹	31-15 ¹	30-15 ¹	---
1971-1968		Front	C-14-UB ¹	---	---	91-14 ¹	31-14 ¹	30-13 ¹	---
XJS									
1996-1976		Front	C-15-UB ³	A-15-M ³	---	91-15 ³	31-15 ³	30-15 ³	---
XK, XK8, XKE, XKR, XKR-S									
2015-2007		Driver	C-22-UB	A-22-M	T-22-UB	91-22	31-22	30-22	---
		Pass	C-21-UB	A-21-M	T-21-UB	91-21	31-21	30-20	---
2006-1997		Front	C-21-UB ²	A-21-M	T-21-UB	91-21 ²	31-21 ²	30-20 ²	---
1974-1971		Front	C-15-UB ¹	---	---	91-15 ¹	31-15 ¹	30-15 ¹	---
1970-1962		Front	---	---	---	---	31-12	30-11	20-12 ⁶
JEEP									
475									
1956		Front	---	---	---	---	---	---	20-10
6-230									
1965-1963		Front	C-15-UB ¹	---	---	91-15 ¹	31-15 ¹	30-15 ¹	---
CHEROKEE									
2014		Driver	C-26-UB	A-26-M	T-26-UB	91-26	31-26	30-24	---
		Pass	C-18-UB	A-18-M	T-18-UB	91-18	31-18	30-18	---
2001-1997		Front	C-18-UB	A-18-M	T-18-UB	91-18	31-18	30-18	---
		Rear	---	---	---	91-13	31-13	30-13	---
1996-1984		Front	C-18-UB	A-18-M	---	91-18	31-18	30-18	---
		Rear	---	---	---	91-12	31-12	30-11	---
1983-1976		Front	C-16-UB	A-16-M	---	91-16	31-16	30-16	---
1975-1974		Front	C-16-UB ¹	---	---	91-16 ¹	31-16 ¹	30-16 ¹	---
CJ									
1986-1969		Front	---	---	---	---	---	---	20-11
1968-1966		Front	---	---	---	---	---	---	20-09
1960-1946		Front	---	---	---	---	---	---	20-09
1945-1943		Front	---	---	---	---	---	---	20-09
COMANCHE									
1992-1986		Front	C-18-UB	A-18-M	---	91-18	31-18	30-18	---








¹To replace OE-style blade, use included 7mm Bayonet connector; ²To install blade, use included 9x4mm Shim; ³To replace OEM blade use Double End Pin Adapter (part number 48-05) - Not Included; ⁶To replace OEM blade use included 5mm Bayonet to Dead Locker Rectifier (part number 47-63); ¹¹To replace OEM Blade use Original Adapter and Wet Arm Clip

			BEAM		HYBRID	CONVENTIONAL			SPECIALTY
MAKE	MODEL								
Year	Notes	Pos							
JEEP (cont.)									
COMMANDER									
2010-2006		Front	C-18-UB	A-18-M	T-18-UB	91-18	31-18	30-18	---
		Rear	---	---	---	---	---	---	AR-14C
COMMANDO									
1973-1966		Front	---	---	---	---	---	---	20-11
COMPASS									
2014-2007		Driver	C-22-UB	A-22-M	T-22-UB	91-22	31-22	30-22	---
		Pass	C-20-UB	A-20-M	T-20-UB	91-20	31-20	30-20	---
		Rear	---	---	---	91-11	31-11	---	---
DISPATCHER									
1967-1961		Front	---	---	---	---	---	---	20-09
DJ									
1974-1966		Front	---	---	---	---	---	---	20-09
1960-1959		Front	---	---	---	---	---	---	20-09
F-134									
1965-1963		Front	---	---	---	---	31-12	30-11	20-12 ⁶
F4									
1960-1957		Front	---	---	---	---	31-12	30-11	20-12 ⁶
FC									
1966-1957		Front	---	---	---	---	31-12	30-11	20-12 ⁶
FJ									
1964-1961		Front	---	---	---	---	---	---	20-09
GLADIATOR									
1967-1963		Front	C-15-UB ¹	---	---	91-15 ¹	31-15 ¹	30-15 ¹	---
GRAND CHEROKEE									
2014		Driver	C-22-UB	A-22-M	T-22-UB	91-22	31-22	30-22	---
		Pass	C-21-UB	A-21-M	T-21-UB	91-21	31-21	30-20	---
		Rear	---	---	---	---	---	---	AR-12A
2013-2011		Driver	C-22-UB	A-22-M	T-22-UB	91-22	31-22	30-22	---
		Pass	C-21-UB	A-21-M	T-21-UB	91-21	31-21	30-20	---
		Rear	---	---	---	---	---	---	AR-12A
2010-2005		Front	C-21-UB	A-21-M	T-21-UB	91-21	31-21	30-20	---
		Rear	---	---	---	---	---	---	AR-14C
2004-1999		Front	C-21-UB	A-21-M	T-21-UB	91-21	31-21	30-20	---
		Rear	---	---	---	91-12 ¹⁶	31-12 ¹⁶	---	---
1998-1993		Front	C-20-UB	A-20-M	T-20-UB	91-20	31-20	30-20	---
		Rear	---	---	---	91-12	31-12	30-11	---
GRAND WAGONEER									
1993		Front	C-20-UB	A-20-M	T-20-UB	91-20	31-20	30-20	---
		Rear	---	---	---	91-12	31-12	30-11	---
1991-1984		Front	C-16-UB	A-16-M	---	91-16	31-16	30-16	---
		Rear	---	---	---	91-13 ¹	31-13 ¹	30-13 ¹	---
J-SERIES TRUCK									
1988-1974		Front	C-16-UB	A-16-M	---	91-16	31-16	30-16	---
1973-1963		Front	C-15-UB ¹	---	---	91-15 ¹	31-15 ¹	30-15 ¹	---








¹To replace OE-style blade, use included 7mm Bayonet connector; ⁶To replace OEM blade use included 5mm Bayonet to Dead Locker Rectifier (part number 47-63); ¹⁶To replace OEM blade use included Short 9x3mm Hook Adapter (part number 48-07)

			BEAM		HYBRID	CONVENTIONAL		SPECIALTY	
MAKE	MODEL	Pos							
Year	Notes								
JEEP (cont.)									
JEEPSTER									
1973-1966		Front	---	---	---	---	---	---	20-11
LIBERTY									
2012-2008		Front	C-19-UB	A-19-M	T-19-UB	91-19	31-19	30-18	---
		Rear	---	---	---	91-12 ²¹	31-12 ²¹	---	---
2007-2002		Front	C-19-UB	A-19-M	T-19-UB	91-19	31-19	30-18	---
		Rear	---	---	---	91-11	31-11	---	---
PATRIOT									
2014-2007		Front	C-21-UB	A-21-M	T-21-UB	91-21	31-21	30-20	---
		Rear	---	---	---	91-10	31-10	---	---
SCRAMBLER									
1985-1981		Front	---	---	---	---	---	---	20-11
TJ									
2006-2005		Front	---	---	---	91-13	31-13	30-13	---
		Rear	C-17-UB	A-17-M	T-17-UB	91-17	31-17	30-16	---
2004-1997		Front	---	---	---	91-13	31-13	30-13	---
		Rear	C-18-UB	A-18-M	T-18-UB	91-18	31-18	30-18	---
TORNADO									
1962		Front	C-15-UB ¹	---	---	91-15 ¹	31-15 ¹	30-15 ¹	---
UNIVERSAL									
1967-1961		Front	---	---	---	---	---	---	20-09
UTILITY									
1962-1961		Front	---	---	---	---	31-12	30-11	20-12 ⁶
WAGONEER									
1990-1984		Front	C-18-UB	A-18-M	---	91-18	31-18	30-18	---
		Rear	---	---	---	91-12	31-12	30-11	---
1983-1974		Front	C-16-UB	A-16-M	---	91-16	31-16	30-16	---
1973-1963		Front	C-15-UB ¹	---	---	91-15 ¹	31-15 ¹	30-15 ¹	---
WRANGLER									
2014-2007		Front	C-15-UB	A-15-M	T-14-UB	91-15	31-15	30-15	---
		Rear	---	---	---	---	---	---	AR-12E
2006-2005		Front	---	---	---	91-13	31-13	30-13	---
		Rear	C-17-UB	A-17-M	T-17-UB	91-17	31-17	30-16	---
2004-1997		Front	---	---	---	91-13	31-13	30-13	---
		Rear	C-18-UB	A-18-M	T-18-UB	91-18	31-18	30-18	---
1995-1987		Front	---	---	---	91-12	31-12	30-11	---
		Rear	C-16-UB	A-16-M	---	91-16	31-16	30-16	---
JENSEN									
HEALEY									
1976-1972		Front	C-16-UB ¹	---	---	91-16 ¹	31-16 ¹	30-16 ¹	---
INTERCEPTOR									
1976-1967		Front	C-16-UB ¹	---	---	91-16 ¹	31-16 ¹	30-16 ¹	---








¹To replace OE-style blade, use included 7mm Bayonet connector; ⁶To replace OEM blade use included 5mm Bayonet to Dead Locker Rectifier (part number 47-63); ²¹Remove Installed J-Hook Adapter and Attach Wiper Arm Directly to the Cross Rivet of the Wiper Blade

			BEAM		HYBRID	CONVENTIONAL		SPECIALTY	
									
MAKE	MODEL	Pos							
Year	Notes								
KAISER									
ALL									
1955		Front	---	---	---	---	---	---	20-12
1954-1947		Front	---	---	---	---	---	---	20-11
KIA									
AMANTI									
2009-2004		Driver	C-24-UB	A-24-M	T-24-UB	91-24	31-24	30-24	---
		Pass	C-18-UB	A-18-M	T-18-UB	91-18	31-18	30-18	---
BORREGO									
2011-2009		Driver	C-24-UB	A-24-M	T-24-UB	91-24	31-24	30-24	---
		Pass	C-20-UB	A-20-M	T-20-UB	91-20	31-20	30-20	---
		Rear	---	---	---	---	---	---	AR-14A
CADENZA									
2014		Driver	C-26-UB	A-26-M	T-26-UB	91-26	31-26	30-24	---
		Pass	C-18-UB	A-18-M	T-18-UB	91-18	31-18	30-18	---
FORTE									
2014		Driver	C-28-UB ⁹	A-28-M	T-28-UB	91-28 ⁹	31-28 ⁹	---	---
		Pass	C-14-UB	A-14-M	T-14-UB	91-14	31-14	30-13	---
2013-2011		Driver	C-24-UB	A-24-M	T-24-UB	91-24	31-24	30-24	---
		Pass	C-20-UB	A-20-M	T-20-UB	91-20	31-20	30-20	---
	Hatchback	Rear	---	---	---	---	---	---	AR-12A
2010		Driver	C-24-UB	A-24-M	T-24-UB	91-24	31-24	30-24	---
		Pass	C-20-UB	A-20-M	T-20-UB	91-20	31-20	30-20	---
K900									
2015		Driver	C-24-UB	A-24-M	T-24-UB	91-24	31-24	30-24	---
		Pass	C-20-UB	A-20-M	T-20-UB	91-20	31-20	30-20	---
MAGENTIS									
2010-2007		Driver	C-24-UB	A-24-M	T-24-UB	91-24	31-24	30-24	---
		Pass	C-18-UB	A-18-M	T-18-UB	91-18	31-18	30-18	---
2006-2001		Driver	C-22-UB	A-22-M	T-22-UB	91-22	31-22	30-22	---
		Pass	C-20-UB	A-20-M	T-20-UB	91-20	31-20	30-20	---
OPTIMA									
2014-2012		Driver	C-24-UB	A-24-M	T-24-UB	91-24	31-24	30-24	---
		Pass	C-18-UB	A-18-M	T-18-UB	91-18	31-18	30-18	---
2011-2007		Driver	C-24-UB	A-24-M	T-24-UB	91-24	31-24	30-24	---
		Pass	C-18-UB	A-18-M	T-18-UB	91-18	31-18	30-18	---
2006-2001		Driver	C-22-UB	A-22-M	T-22-UB	91-22	31-22	30-22	---
		Pass	C-20-UB	A-20-M	T-20-UB	91-20	31-20	30-20	---
RIO									
2014-2012		Driver	C-26-UB	A-26-M	T-26-UB	91-26	31-26	30-24	---
		Pass	C-16-UB	A-16-M	T-16-UB	91-16	31-16	30-16	---
	Hatchback	Rear	---	---	---	---	---	---	AR-11A
2011-2006		Driver	C-22-UB	A-22-M	T-22-UB	91-22	31-22	30-22	---
		Pass	C-15-UB	A-15-M	T-14-UB	91-15	31-15	30-15	---
	Hatchback	Rear	---	---	---	---	---	---	AR-14A
2005-2002		Driver	C-21-UB	A-21-M	T-21-UB	91-21	31-21	30-20	---
		Pass	C-18-UB	A-18-M	T-18-UB	91-18	31-18	30-18	---
	Wagon	Rear	C-15-UB	A-15-M	T-14-UB	91-15	31-15	30-15	---








⁹To install blade, remove installed 9x4mm Shim

			BEAM		HYBRID	CONVENTIONAL		SPECIALTY	
MAKE	MODEL	Pos							
Year	Notes								
KIA (cont.)									
RIO (cont.)									
2001		Driver	C-21-UB	A-21-M	T-21-UB	91-21	31-21	30-20	---
		Pass	C-18-UB	A-18-M	T-18-UB	91-18	31-18	30-18	---
RONDO									
2014		Front	C-28-UB ⁹	A-28-M	T-28-UB	91-28 ⁹	31-28 ⁹	---	---
2012-2007		Driver	C-26-UB	A-26-M	T-26-UB	91-26	31-26	30-24	---
		Pass	C-16-UB	A-16-M	T-16-UB	91-16	31-16	30-16	---
		Rear	---	---	---	---	---	---	AR-14A
SEDONA									
2014		Driver	C-26-UB	A-26-M	T-26-UB	91-26	31-26	30-24	---
		Pass	C-18-UB	A-18-M	T-18-UB	91-18	31-18	30-18	---
2012-2006		Driver	C-26-UB	A-26-M	T-26-UB	91-26	31-26	30-24	---
		Pass	C-18-UB	A-18-M	T-18-UB	91-18	31-18	30-18	---
2005-2002		Front	C-24-UB	A-24-M	T-24-UB	91-24	31-24	30-24	---
		Rear	C-16-UB	A-16-M	T-16-UB	91-16	31-16	30-16	---
SEPHIA									
2001-1994		Driver	C-21-UB	A-21-M	T-21-UB	91-21	31-21	30-20	---
		Pass	C-19-UB	A-19-M	T-19-UB	91-19	31-19	30-18	---
SORENTO									
2014-2011		Driver	C-24-UB	A-24-M	T-24-UB	91-24	31-24	30-24	---
		Pass	C-20-UB	A-20-M	T-20-UB	91-20	31-20	30-20	---
		Rear	---	---	---	---	---	---	AR-11A
2009-2006		Driver	C-24-UB	A-24-M	T-24-UB	91-24	31-24	30-24	---
		Pass	C-16-UB	A-16-M	T-16-UB	91-16	31-16	30-16	---
		Rear	C-14-UB	A-14-M	T-14-UB	91-14	31-14	30-13	---
2005-2003		Driver	C-24-UB	A-24-M	T-24-UB	91-24	31-24	30-24	---
		Pass	C-18-UB	A-18-M	T-18-UB	91-18	31-18	30-18	---
		Rear	C-14-UB	A-14-M	T-14-UB	91-14	31-14	30-13	---
SOUL									
2014-2010		Driver	C-24-UB	A-24-M	T-24-UB	91-24	31-24	30-24	---
		Pass	C-20-UB	A-20-M	T-20-UB	91-20	31-20	30-20	---
		Rear	---	---	---	---	---	---	AR-11A
SPECTRA									
2009-2005		Driver	C-24-UB	A-24-M	T-24-UB	91-24	31-24	30-24	---
		Pass	C-16-UB	A-16-M	T-16-UB	91-16	31-16	30-16	---
	Hatchback	Rear	---	---	---	---	---	---	AR-14A
2004-2000		Driver	C-21-UB	A-21-M	T-21-UB	91-21	31-21	30-20	---
		Pass	C-19-UB	A-19-M	T-19-UB	91-19	31-19	30-18	---
	Hatchback	Rear	C-16-UB	A-16-M	T-16-UB	91-16	31-16	30-16	---
SPORTAGE									
2014-2011		Driver	C-24-UB	A-24-M	T-24-UB	91-24	31-24	30-24	---
		Pass	C-18-UB	A-18-M	T-18-UB	91-18	31-18	30-18	---
2010-2005		Driver	C-24-UB	A-24-M	T-24-UB	91-24	31-24	30-24	---
		Pass	C-16-UB	A-16-M	T-16-UB	91-16	31-16	30-16	---
2002-1995		Front	C-20-UB	A-20-M	T-20-UB	91-20	31-20	30-20	---
		Rear	C-16-UB	A-16-M	T-16-UB	91-16	31-16	30-16	---








⁹To install blade, remove installed 9x4mm Shim

			BEAM	HYBRID	CONVENTIONAL			SPECIALTY	
MAKE	MODEL	Pos							
Year	Notes								
LADA									
NIVA									
1993-1992	Front	---	---	---	91-13 ¹	31-13 ¹	30-13 ¹	---	
	Rear	---	---	---	91-11	31-11	30-11	---	
1991-1984	Front	---	---	---	91-11	31-11	30-11	---	
SAMARA									
1993-1991	Front	C-21-UB	A-21-M	T-21-UB	91-21	31-21	30-20	---	
	Rear	---	---	---	91-13 ¹	31-13 ¹	30-13 ¹	---	
1990-1988	Front	C-21-UB	A-21-M	T-21-UB	91-21	31-21	30-20	---	
SIGNET									
1993-1984	Front	---	---	---	91-13 ¹	31-13 ¹	30-13 ¹	---	
LAFORZA									
LAFORZA									
1998-1989	Front	C-22-UB	A-22-M	T-22-UB	91-22	31-22	30-22	---	
	Rear	C-15-UB	A-15-M	T-14-UB	91-15	31-15	30-15	---	
LAMBORGHINI									
DIABLO									
2001-1990	Front	C-16-UB	A-16-M	T-16-UB	91-16	31-16	30-16	---	
ESPADA									
1978-1968	Front	C-18-UB ¹	---	---	91-18 ¹	31-18 ¹	30-18 ¹	---	
GALLARDO									
2012-2008	Front	C-26-OE	A-26-M	---	---	---	30-24-OE	---	
MURCIELAGO									
2010-2008	Front	C-28-OE	A-28-M	---	---	---	---	---	
REVENTÓN									
2008	Front	C-28-OE	A-28-M	---	---	---	---	---	
LANCIA									
BETA									
1981	Front	C-18-UB ³	A-18-M ³	---	91-18 ³	31-18 ³	30-18 ³	---	
1979	Front	C-18-UB ³	A-18-M ³	---	91-18 ³	31-18 ³	30-18 ³	---	
1978-1976	Front	C-18-UB ¹	---	---	91-18 ¹	31-18 ¹	30-18 ¹	---	
FULVIA									
1974-1963	Front	C-15-UB ¹	---	---	91-15 ¹	31-15 ¹	30-15 ¹	---	
SCORPION									
1976	Front	C-16-UB ¹	---	---	91-16 ¹	31-16 ¹	30-16 ¹	---	
ZAGATO									
1982-1981	Front	C-18-UB ³	A-18-M ³	---	91-18 ³	31-18 ³	30-18 ³	---	
1979	Front	C-18-UB ³	A-18-M ³	---	91-18 ³	31-18 ³	30-18 ³	---	
LAND ROVER									
DEFENDER									
1997	Front	---	---	---	91-13	31-13	30-13	---	
	Rear	---	---	---	91-13	31-13	30-13	---	
1995-1993	Front	---	---	---	91-13	31-13	30-13	---	
	Rear	---	---	---	91-13	31-13	30-13	---	

¹To replace OE-style blade, use included 7mm Bayonet connector; ³To replace OEM blade use Double End Pin Adapter (part number 48-05) - Not Included








			BEAM		HYBRID	CONVENTIONAL		SPECIALTY	
MAKE	MODEL	Pos							
Year	Notes								
LAND ROVER (cont.)									
DISCOVERY									
2004-2000		Front	---	---	---	---	---	---	22-21-SL
		Rear	---	---	---	---	---	---	AR-14D
1999		Rear	---	---	---	---	---	---	AR-14D
1998-1994		Front	C-18-UB	A-18-M	T-18-UB	91-18	31-18	30-18	---
		Rear	C-14-UB	A-14-M	T-14-UB	91-14	31-14	30-13	---
FREELANDER									
2005-2002		Driver	C-22-UB	A-22-M	T-22-UB	91-22	31-22	30-22	---
		Pass	C-21-UB	A-21-M	T-21-UB	91-21	31-21	30-20	---
LAND ROVER									
1974-1958		Front	---	---	---	91-10	31-10	---	---
LR2									
2014-2011		Driver	C-24-OE	A-24-M	---	---	---	30-24-OE	---
		Pass	C-20-OE	A-20-M	---	---	---	30-20-OE	---
		Rear	C-14-UB	A-14-M	T-14-UB	91-14	31-14	30-13	---
2010-2008		Driver	C-24-OE	A-24-M	---	---	---	30-24-OE	---
		Pass	C-20-OE	A-20-M	---	---	---	30-20-OE	---
		Rear	C-14-UB	A-14-M	T-14-UB	91-14	31-14	30-13	---
LR3									
2009-2005		Front	C-22-UB	A-22-M	T-22-UB	91-22	31-22	30-22	---
		Rear	C-16-UB	A-16-M	T-16-UB	91-16	31-16	30-16	---
LR4									
2014-2010		Front	C-22-UB	A-22-M	T-22-UB	91-22	31-22	30-22	---
		Rear	C-16-UB	A-16-M	T-16-UB	91-16	31-16	30-16	---
RANGE ROVER									
2014-2013		Driver	C-24-UB	A-24-M	T-24-UB	91-24	31-24	30-24	---
		Pass	C-20-UB	A-20-M	T-20-UB	91-20	31-20	30-20	---
		Rear	C-17-UB	A-17-M	T-17-UB	91-17	31-17	30-16	---
2012-2002		Front	---	---	---	---	---	---	22-26-SL
		Rear	C-18-UB	A-18-M	T-18-UB	91-18	31-18	30-18	---
2001-1996		Front	C-22-UB	A-22-M	T-22-UB	91-22	31-22	30-22	---
		Rear	C-19-UB	A-19-M	T-19-UB	91-19	31-19	30-18	---
1995-1987		Front	C-18-UB ³	A-18-M ³	---	91-18 ³	31-18 ³	30-18 ³	---
		Rear	C-18-UB ³	A-18-M ³	---	91-18 ³	31-18 ³	30-18 ³	---
1974-1970		Front	C-18-UB ³	A-18-M ³	---	91-18 ³	31-18 ³	30-18 ³	---
		Rear	C-18-UB ³	A-18-M ³	---	91-18 ³	31-18 ³	30-18 ³	---
RANGE ROVER EVOQUE									
2014-2013		Driver	C-22-OE	A-22-M	---	---	---	30-22-OE	---
		Pass	C-22-OE	A-22-M	---	---	---	30-22-OE	---
2012		Pass	C-22-OE	A-22-M	---	---	---	30-22-OE	---
RANGE ROVER SPORT									
2014		Driver	C-24-UB	A-24-M	T-24-UB	91-24	31-24	30-24	---
		Pass	C-20-UB	A-20-M	T-20-UB	91-20	31-20	30-20	---
		Rear	C-15-UB	A-15-M	T-14-UB	91-15	31-15	30-15	---
2013-2006		Front	C-22-UB	A-22-M	T-22-UB	91-22	31-22	30-22	---
		Rear	C-16-UB	A-16-M	T-16-UB	91-16	31-16	30-16	---

³To replace OEM blade use Double End Pin Adapter (part number 48-05) - Not Included








			BEAM		HYBRID	CONVENTIONAL		SPECIALTY	
									
MAKE	MODEL	Pos							
Year	Notes								
LASALLE									
ALL									
1940-1939		Front	---	---	---	---	---	---	20-09
LEXUS									
CT									
2014-2012	Driver		C-26-UB	A-26-M	T-26-UB	91-26	31-26	30-24	---
	Pass		C-18-UB	A-18-M	T-18-UB	91-18	31-18	30-18	---
2011	Driver		C-26-UB	A-26-M	T-26-UB	91-26	31-26	30-24	---
	Pass		C-18-UB	A-18-M	T-18-UB	91-18	31-18	30-18	---
ES									
2014-2013	Driver		C-26-UB	A-26-M	T-26-UB	91-26	31-26	30-24	---
	Pass		C-18-UB	A-18-M	T-18-UB	91-18	31-18	30-18	---
2012-2007	Driver		C-24-UB	A-24-M	T-24-UB	91-24	31-24	30-24	---
	Pass		C-19-UB	A-19-M	T-19-UB	91-19	31-19	30-18	---
2006-2002	Driver		C-24-UB	A-24-M	T-24-UB	91-24	31-24	30-24	---
	Pass		C-20-UB	A-20-M	T-20-UB	91-20	31-20	30-20	---
2001-1997	Driver		C-22-UB	A-22-M	T-22-UB	91-22	31-22	30-22	---
	Pass		C-18-UB	A-18-M	T-18-UB	91-18	31-18	30-18	---
1996-1992	Driver		C-21-UB	A-21-M	T-21-UB	91-21	31-21	30-20	---
	Pass		C-19-UB	A-19-M	T-19-UB	91-19	31-19	30-18	---
1991-1990	Driver		---	A-21-M ⁴	---	91-20 ⁴	31-20 ⁴	30-20 ⁴	---
	Pass		C-19-UB ⁴	A-19-M ⁴	---	91-19 ⁴	31-19 ⁴	30-18 ⁴	---
GS									
2014-2013	Driver		C-26-UB	A-26-M	T-26-UB	91-26	31-26	30-24	---
	Pass		C-18-UB	A-18-M	T-18-UB	91-18	31-18	30-18	---
2011-2006	Driver		C-24-UB	A-24-M	T-24-UB	91-24	31-24	30-24	---
	Pass		C-19-UB	A-19-M	T-19-UB	91-19	31-19	30-18	---
2005-1998	Driver		C-24-UB	A-24-M	T-24-UB	91-24	31-24	30-24	---
	Pass		C-20-UB	A-20-M	T-20-UB	91-20	31-20	30-20	---
1997-1993	Driver		C-21-UB	A-21-M	T-21-UB	91-21	31-21	30-20	---
	Pass		C-19-UB	A-19-M	T-19-UB	91-19	31-19	30-18	---
GX									
2014-2013	Driver		C-26-UB	A-26-M	T-26-UB	91-26	31-26	30-24	---
	Pass		C-20-UB	A-20-M	T-20-UB	91-20	31-20	30-20	---
	Rear		---	---	---	---	---	---	AR-12A
2012-2010	Driver		C-26-UB	A-26-M	T-26-UB	91-26	31-26	30-24	---
	Pass		C-20-UB	A-20-M	T-20-UB	91-20	31-20	30-20	---
	Rear		---	---	---	---	---	---	AR-12A
2009-2003	Driver		C-22-UB	A-22-M	T-22-UB	91-22	31-22	30-22	---
	Pass		C-21-UB	A-21-M	T-21-UB	91-21	31-21	30-20	---
	Rear		---	---	---	---	---	---	AR-14A
HS									
2012-2010	Driver		C-26-UB	A-26-M	T-26-UB	91-26	31-26	30-24	---
	Pass		C-18-UB	A-18-M	T-18-UB	91-18	31-18	30-18	---
IS									
2014	Driver		C-26-UB	A-26-M	T-26-UB	91-26	31-26	30-24	---
	Pass		C-18-UB	A-18-M	T-18-UB	91-18	31-18	30-18	---

⁴To replace OEM blade use 2-Screw Bayonet Adapter (part number 48-08) - Not Included








MAKE	MODEL	Pos	BEAM		HYBRID	CONVENTIONAL			SPECIALTY
Year	Notes								
LEXUS (cont.)									
IS (cont.)									
2013-2006		Driver	C-22-UB	A-22-M	T-22-UB	91-22	31-22	30-22	---
		Pass	C-20-UB	A-20-M	T-20-UB	91-20	31-20	30-20	---
2005-2001		Driver	C-22-UB	A-22-M	T-22-UB	91-22	31-22	30-22	---
		Pass	C-20-UB	A-20-M	T-20-UB	91-20	31-20	30-20	---
LS									
2014-2007		Driver	C-24-UB	A-24-M	T-24-UB	91-24	31-24	30-24	---
		Pass	C-17-UB	A-17-M	T-17-UB	91-17	31-17	30-16	---
2006-2001		Driver	C-24-UB	A-24-M	T-24-UB	91-24	31-24	30-24	---
		Pass	C-16-UB	A-16-M	T-16-UB	91-16	31-16	30-16	---
2000-1990		Driver	C-22-UB	A-22-M	T-22-UB	91-22	31-22	30-22	---
		Pass	C-16-UB	A-16-M	T-16-UB	91-16	31-16	30-16	---
LX									
2014		Driver	C-24-UB	A-24-M	T-24-UB	91-24	31-24	30-24	---
		Pass	C-18-UB	A-18-M	T-18-UB	91-18	31-18	30-18	---
		Rear	---	---	---	---	---	---	AR-12A
2013		Driver	C-24-UB	A-24-M	T-24-UB	91-24	31-24	30-24	---
		Pass	C-22-UB	A-22-M	T-22-UB	91-22	31-22	30-22	---
		Rear	---	---	---	---	---	---	AR-12A
2011-2008		Driver	C-24-UB	A-24-M	T-24-UB	91-24	31-24	30-24	---
		Pass	C-22-UB	A-22-M	T-22-UB	91-22	31-22	30-22	---
		Rear	---	---	---	---	---	---	AR-12A
2007-2000		Driver	C-24-UB	A-24-M	T-24-UB	91-24	31-24	30-24	---
		Pass	C-22-UB	A-22-M	T-22-UB	91-22	31-22	30-22	---
		Rear	C-16-UB	A-16-M	T-16-UB	91-16	31-16	30-16	---
1999-1998		Front	C-20-UB	A-20-M	T-20-UB	91-20	31-20	30-20	---
		Rear	C-16-UB	A-16-M	T-16-UB	91-16	31-16	30-16	---
1997-1996		Front	C-18-UB	A-18-M	T-18-UB	91-18	31-18	30-18	---
		Rear	C-16-UB	A-16-M	T-16-UB	91-16	31-16	30-16	---
RX									
2015-2011		Driver	C-26-UB	A-26-M	T-26-UB	91-26	31-26	30-24	---
		Pass	C-22-UB	A-22-M	T-22-UB	91-22	31-22	30-22	---
		Rear	---	---	---	---	---	---	AR-16A
2010		Driver	C-26-UB	A-26-M	T-26-UB	91-26	31-26	30-24	---
		Pass	C-22-UB	A-22-M	T-22-UB	91-22	31-22	30-22	---
		Rear	---	---	---	---	---	---	AR-14A
2009-2004		Driver	C-26-UB	A-26-M	T-26-UB	91-26	31-26	30-24	---
		Pass	C-22-UB	A-22-M	T-22-UB	91-22	31-22	30-22	---
		Rear	---	---	---	---	---	---	AR-14A
2003-1999		Driver	C-24-UB	A-24-M	T-24-UB	91-24	31-24	30-24	---
		Pass	C-21-UB	A-21-M	T-21-UB	91-21	31-21	30-20	---
		Rear	C-16-UB	A-16-M	T-16-UB	91-16	31-16	30-16	---
SC									
2010-2002		Driver	C-24-UB	A-24-M	T-24-UB	91-24	31-24	30-24	---
		Pass	C-20-UB	A-20-M	T-20-UB	91-20	31-20	30-20	---
2000-1992		Driver	C-21-UB	A-21-M	T-21-UB	91-21	31-21	30-20	---
		Pass	C-20-UB	A-20-M	T-20-UB	91-20	31-20	30-20	---

			BEAM		HYBRID	CONVENTIONAL		SPECIALTY	
MAKE	MODEL	Pos							
Year	Notes								
LINCOLN									
ALL									
1965-1961		Front	C-18-UB ¹	---	---	91-18 ¹	31-18 ¹	30-18 ¹	---
1960-1959		Front	C-16-UB ¹	---	---	91-16 ¹	31-16 ¹	30-16 ¹	---
1958		Front	C-15-UB ¹	---	---	91-15 ¹	31-15 ¹	30-15 ¹	---
1957-1956		Front	---	---	---	---	31-12	30-11	20-12 ⁶
1955		Front	---	---	---	---	---	---	20-12
1954-1949		Front	---	---	---	---	---	---	20-11
1948-1936		Front	---	---	---	---	---	---	20-09
AVIATOR									
2005		Front	C-20-UB	A-20-M	T-20-UB	91-20	31-20	30-20	---
		Rear	C-16-UB	A-16-M	T-16-UB	91-16	31-16	30-16	---
2004-2003		Front	C-22-UB	A-22-M	T-22-UB	91-22	31-22	30-22	---
		Rear	C-16-UB	A-16-M	T-16-UB	91-16	31-16	30-16	---
BLACKWOOD									
2002		Front	C-20-UB	A-20-M	T-20-UB	91-20	31-20	30-20	---
CONTINENTAL									
2002-1998		Driver	C-24-UB ²	A-24-M	T-24-UB	91-24 ²	31-24 ²	30-24 ²	---
		Pass	C-20-UB	A-20-M	T-20-UB	91-20	31-20	30-20	---
1997-1992		Front	C-20-UB	A-20-M	T-20-UB	91-20	31-20	30-20	---
1991-1988		Front	C-20-UB	A-20-M	---	91-20	31-20	30-20	---
1987-1982		Front	C-18-UB	A-18-M	---	91-18	31-18	30-18	---
1980-1973		Front	C-18-UB	A-18-M	---	91-18	31-18	30-18	---
1972-1970		Front	C-19-UB	A-20-M	---	91-20	31-20	30-20	---
1969-1966		Front	C-18-UB ¹	---	---	91-18 ¹	31-18 ¹	30-18 ¹	---
LS									
2006-2000		Driver	C-24-UB	A-24-M	T-24-UB	91-24	31-24	30-24	---
		Pass	C-19-UB	A-19-M	T-19-UB	91-19	31-19	30-18	---
MARK III									
1971-1968		Front	C-16-UB	A-16-M	---	91-16	31-16	30-16	---
MARK IV									
1976-1972		Front	C-18-UB	A-18-M	---	91-18	31-18	30-18	---
MARK LT									
2008-2006		Front	C-20-UB	A-20-M	T-20-UB	91-20	31-20	30-20	---
MARK V									
1979-1977		Front	C-18-UB	A-18-M	---	91-18	31-18	30-18	---
MARK VI									
1983-1980		Front	C-18-UB	A-18-M	---	91-18	31-18	30-18	---
MARK VII									
1992-1984		Front	C-18-UB	A-18-M	---	91-18	31-18	30-18	---
MARK VIII									
1998-1993		Front	C-22-UB	A-22-M	T-22-UB	91-22	31-22	30-22	---
MKC									
2015		Driver	C-26-OE	A-26-M	---	---	---	30-24-OE	---
		Pass	C-15-OE	A-16-M	---	---	---	---	---








¹To replace OE-style blade, use included 7mm Bayonet connector; ²To install blade, use included 9x4mm Shim; ⁶To replace OEM blade use included 5mm Bayonet to Dead Locker Rectifier (part number 47-63)

			BEAM		HYBRID	CONVENTIONAL			SPECIALTY
MAKE	MODEL	Pos							
Year	Notes								
LINCOLN (cont.)									
MKS									
2014-2009		Driver	C-26-OE	A-26-M	---	---	---	30-24-OE	---
		Pass	C-20-OE	A-20-M	---	---	---	30-20-OE	---
MKT									
2014-2010		Driver	C-24-OE	A-24-M	---	---	---	30-24-OE	---
		Pass	C-22-OE	A-22-M	---	---	---	30-22-OE	---
		Rear	---	---	---	---	---	---	AR-12E
MKX									
2014-2011		Driver	C-26-UB	A-26-M	T-26-UB	91-26	31-26	30-24	---
		Pass	C-20-UB	A-20-M	T-20-UB	91-20	31-20	30-20	---
		Rear	---	---	---	---	---	---	AR-14D
2010-2007		Driver	C-26-UB	A-26-M	T-26-UB	91-26	31-26	30-24	---
		Pass	C-19-UB	A-19-M	T-19-UB	91-19	31-19	30-18	---
		Rear	---	---	---	---	---	---	AR-14D
MKZ									
2015-2013		Driver	C-22-OE	A-22-M	---	---	---	30-22-OE	---
		Pass	C-20-OE	A-20-M	---	---	---	30-20-OE	---
2012-2007		Driver	C-24-UB	A-24-M	T-24-UB	91-24	31-24	30-24	---
		Pass	C-19-UB	A-19-M	T-19-UB	91-19	31-19	30-18	---
NAVIGATOR									
2014-2009		Front	C-22-UB	A-22-M	T-22-UB	91-22	31-22	30-22	---
2008		Front	C-21-UB	A-21-M	T-21-UB	91-21	31-21	30-20	---
		Rear	C-16-UB	A-16-M	T-16-UB	91-16	31-16	30-16	---
2007-2003		Front	C-20-UB	A-20-M	T-20-UB	91-20	31-20	30-20	---
		Rear	C-17-UB	A-17-M	T-17-UB	91-17	31-17	30-16	---
2002-1998		Front	C-20-UB	A-20-M	T-20-UB	91-20	31-20	30-20	---
		Rear	C-16-UB	A-16-M	T-16-UB	91-16	31-16	30-16	---
TOWN CAR									
2011-1994		Front	C-22-UB	A-22-M	T-22-UB	91-22	31-22	30-22	---
1993-1990		Front	C-22-UB	A-22-M	---	91-22	31-22	30-22	---
1989-1981		Front	C-18-UB	A-18-M	---	91-18	31-18	30-18	---
VERSAILLES									
1980-1977		Front	C-16-UB	A-16-M	---	91-16	31-16	30-16	---
ZEPHYR									
2006		Driver	C-24-UB	A-24-M	T-24-UB	91-24	31-24	30-24	---
		Pass	C-19-UB	A-19-M	T-19-UB	91-19	31-19	30-18	---
LOTUS									
ELAN									
1992-1990		Front	C-22-UB	A-22-M	T-22-UB	91-22	31-22	30-22	---
1975	+2	Front	C-15-UB ¹	---	---	91-15 ¹	31-15 ¹	30-15 ¹	---
	S4	Front	---	---	---	---	31-13	30-13	---
1974-1971	+2	Front	C-15-UB ¹	---	---	91-15 ¹	31-15 ¹	30-15 ¹	---
	S4	Front	---	---	---	---	31-13	30-13	---
	Sprint	Front	---	---	---	---	31-13	30-13	---
1970-1968	+2	Front	C-15-UB ¹	---	---	91-15 ¹	31-15 ¹	30-15 ¹	---
	S4	Front	---	---	---	---	31-13	30-13	---
1967	+2	Front	C-15-UB ¹	---	---	91-15 ¹	31-15 ¹	30-15 ¹	---








¹To replace OE-style blade, use included 7mm Bayonet connector

MAKE	MODEL	Pos	BEAM		HYBRID	CONVENTIONAL		SPECIALTY	
									
Year	Notes								
LOTUS (cont.)									
ELAN (cont.)									
1967	S3	Front	---	---	---	---	31-13	30-13	---
1966		Front	---	---	---	---	31-13	30-13	---
1965-1962		Front	---	---	---	91-11	31-11	30-11	---
ELISE									
2011-2005	Single Blade	Front	C-28-UB ⁹	A-28-M	T-28-UB	91-28⁹	31-28⁹	---	---
ESPRIT									
2004-1997	Single Blade	Front	C-24-UB	A-24-M	---	91-24	31-24	30-24	---
1995-1976		Front	C-24-UB	A-24-M	---	91-24	31-24	30-24	---
EUROPA									
1975-1967		Front	C-16-UB ¹	---	---	91-16¹	31-16¹	30-16 ¹	---
EVORA									
2013-2010	Single Blade	Front	C-26-OE	A-26-M	---	---	---	30-24-OE	---
EXIGE									
2010-2005	Single Blade	Front	C-28-UB ⁹	A-28-M	T-28-UB	91-28⁹	31-28⁹	---	---
SEVEN									
1975-1957		Front	---	---	---	91-10	31-10	---	---
SUPER SEVEN									
1968-1958		Front	---	---	---	91-10	31-10	---	---
MASERATI									
228I									
1990-1989		Front	C-19-UB	A-19-M	T-19-UB	91-19	31-19	30-18	---
425									
1987-1986		Front	C-19-UB	A-19-M	T-19-UB	91-19	31-19	30-18	---
430I									
1990-1989		Front	C-19-UB	A-19-M	T-19-UB	91-19	31-19	30-18	---
BITURBO									
1987-1983		Front	C-19-UB	A-19-M	T-19-UB	91-19	31-19	30-18	---
BORA									
1983-1971		Front	C-18-UB ¹	---	---	91-18¹	31-18¹	30-18 ¹	---
COUPE									
2007-2003		Front	C-22-UB	A-22-M	T-22-UB	91-22	31-22	30-22	---
GHIBLI									
2014	Driver		C-26-OE	A-26-M	---	---	---	30-24-OE	---
	Pass		C-18-OE	A-18-M	---	---	---	30-18-OE	---
1973-1967		Front	C-18-UB ¹	---	---	91-18¹	31-18¹	30-18 ¹	---
GRANSPORT									
2007-2005		Front	C-22-UB	A-22-M	T-22-UB	91-22	31-22	30-22	---
GRANTURISMO									
2013-2008	Driver		C-26-UB	A-26-M	T-26-UB	91-26	31-26	30-24	---
	Pass		C-17-UB	A-17-M	T-17-UB	91-17	31-17	30-16	---
INDY									
1974-1969		Front	C-18-UB ¹	---	---	91-18¹	31-18¹	30-18 ¹	---
KHAMSIN									
1979-1974		Front	C-18-UB ¹	---	---	91-18¹	31-18¹	30-18 ¹	---

¹To replace OE-style blade, use included 7mm Bayonet connector; ⁹To install blade, remove installed 9x4mm Shim

			BEAM		HYBRID	CONVENTIONAL			SPECIALTY
MAKE	MODEL	Pos							
Year	Notes								
MASERATI (cont.)									
MERAK									
1982-1972		Front	C-18-UB ¹	---	---	91-18 ¹	31-18 ¹	30-18 ¹	---
QUATTROPORTE									
2012-2004	Driver		C-26-UB	A-26-M	T-26-UB	91-26	31-26	30-24	---
	Pass		C-18-UB	A-18-M	T-18-UB	91-18	31-18	30-18	---
1986-1979		Front	C-19-UB	A-19-M	T-19-UB	91-19	31-19	30-18	---
SPYDER									
2006-2002		Front	C-22-UB	A-22-M	T-22-UB	91-22	31-22	30-22	---
1991-1989		Front	C-20-UB	A-20-M	T-20-UB	91-20	31-20	30-20	---
1987-1986		Front	C-20-UB	A-20-M	T-20-UB	91-20	31-20	30-20	---
MAZDA									
1200									
1971-1970		Front	C-14-UB ¹	---	---	91-14 ¹	31-14 ¹	30-13 ¹	---
1800									
1971-1970		Front	C-16-UB ¹	---	---	91-16 ¹	31-16 ¹	30-16 ¹	---
2									
2013-2011	Driver		C-24-UB	A-24-M	T-24-UB	91-24	31-24	30-24	---
	Pass		C-14-UB	A-14-M	T-14-UB	91-14	31-14	30-13	---
	Hatchback	Rear	---	---	---	---	---	---	AR-14B
3									
2014	Driver		C-24-UB	A-24-M	T-24-UB	91-24	31-24	30-24	---
	Pass		C-18-UB	A-18-M	T-18-UB	91-18	31-18	30-18	---
2013-2010	Driver		C-24-UB	A-24-M	T-24-UB	91-24	31-24	30-24	---
	Pass		C-19-UB	A-19-M	T-19-UB	91-19	31-19	30-18	---
	Hatchback	Rear	---	---	---	---	---	---	AR-14A
2009-2004	Driver		C-21-UB	A-21-M	T-21-UB	91-21	31-21	30-20	---
	Pass		C-19-UB	A-19-M	T-19-UB	91-19	31-19	30-18	---
	Hatchback	Rear	---	---	---	---	---	---	AR-14D
323									
1995-1990	Driver		C-21-UB	A-21-M	T-21-UB	91-21	31-21	30-20	---
	Pass		C-18-UB	A-18-M	T-18-UB	91-18	31-18	30-18	---
1989-1986	Front		C-17-UB	A-17-M	T-17-UB	91-17	31-17	30-16	---
	Rear		C-18-UB	A-18-M	T-18-UB	91-18	31-18	30-18	---
5									
2014-2012	Driver		C-26-UB	A-26-M	T-26-UB	91-26	31-26	30-24	---
	Pass		C-16-UB	A-16-M	T-16-UB	91-16	31-16	30-16	---
	Rear		---	---	---	---	---	---	AR-12A
2010-2006	Driver		C-26-UB	A-26-M	T-26-UB	91-26	31-26	30-24	---
	Pass		C-16-UB	A-16-M	T-16-UB	91-16	31-16	30-16	---
	Rear		---	---	---	---	---	---	AR-12A
6									
2014-2009	Driver		C-24-UB	A-24-M	T-24-UB	91-24	31-24	30-24	---
	Pass		C-18-UB	A-18-M	T-18-UB	91-18	31-18	30-18	---
2008	Driver		C-22-UB	A-22-M	T-22-UB	91-22	31-22	30-22	---
	Pass		C-18-UB	A-18-M	T-18-UB	91-18	31-18	30-18	---
	Hatchback	Rear	C-20-UB	A-20-M	T-20-UB	91-20	31-20	30-20	---








¹To replace OE-style blade, use included 7mm Bayonet connector

			BEAM		HYBRID	CONVENTIONAL			SPECIALTY
MAKE	MODEL	Pos							
Year	Notes								
MAZDA (cont.)									
6 (cont.)									
2007-2004		Driver	C-22-UB	A-22-M	T-22-UB	91-22	31-22	30-22	---
		Pass	C-18-UB	A-18-M	T-18-UB	91-18	31-18	30-18	---
	Hatchback	Rear	C-20-UB	A-20-M	T-20-UB	91-20	31-20	30-20	---
	Wagon	Rear	---	---	---	---	---	---	AR-12A
2003		Driver	C-22-UB	A-22-M	T-22-UB	91-22	31-22	30-22	---
		Pass	C-18-UB	A-18-M	T-18-UB	91-18	31-18	30-18	---
616									
1971-1970		Front	C-15-UB ¹	---	---	91-15 ¹	31-15 ¹	30-15 ¹	---
618									
1972		Front	C-15-UB ¹	---	---	91-15 ¹	31-15 ¹	30-15 ¹	---
626									
2002-1998		Driver	C-20-UB	A-20-M	T-20-UB	91-20	31-20	30-20	---
		Pass	C-19-UB	A-19-M	T-19-UB	91-19	31-19	30-18	---
1997-1993		Driver	C-21-UB	A-21-M	T-21-UB	91-21	31-21	30-20	---
		Pass	C-20-UB	A-20-M	T-20-UB	91-20	31-20	30-20	---
1992		Front	C-19-UB	A-19-M	T-19-UB	91-19	31-19	30-18	---
1991-1988		Front	C-19-UB	A-19-M	T-19-UB	91-19	31-19	30-18	---
	Hatchback	Rear	C-22-UB	A-22-M	T-22-UB	91-22	31-22	30-22	---
1987-1986		Front	C-18-UB	A-18-M	T-18-UB	91-18	31-18	30-18	---
		Rear	C-18-UB	A-18-M	T-18-UB	91-18	31-18	30-18	---
1985-1979		Front	C-17-UB ³	A-17-M ³	---	91-17 ³	31-17 ³	30-16 ³	---
808									
1977-1972		Front	C-15-UB ¹	---	---	91-15 ¹	31-15 ¹	30-15 ¹	---
929									
1995-1992		Driver	C-21-UB	A-21-M	T-21-UB	91-21	31-21	30-20	---
		Pass	C-20-UB	A-20-M	T-20-UB	91-20	31-20	30-20	---
1991-1988		Driver	C-20-UB	A-20-M	T-20-UB	91-20	31-20	30-20	---
		Pass	C-19-UB	A-19-M	T-19-UB	91-19	31-19	30-18	---
B-SERIES TRUCK									
2010-1988		Front	C-18-UB	A-18-M	T-18-UB	91-18	31-18	30-18	---
1987-1986		Front	C-17-UB ³	A-17-M ³	---	91-17 ³	31-17 ³	30-16 ³	---
1984-1972		Front	C-14-UB ¹	---	---	91-14 ¹	31-14 ¹	30-13 ¹	---
COSMO									
1978-1976		Front	C-17-UB ³	A-17-M ³	---	91-17 ³	31-17 ³	30-16 ³	---
CX-5									
2014-2013		Driver	C-24-UB	A-24-M	T-24-UB	91-24	31-24	30-24	---
		Pass	C-18-UB	A-18-M	T-18-UB	91-18	31-18	30-18	---
		Rear	---	---	---	---	---	---	AR-14A
CX-7									
2012-2007		Driver	C-26-UB	A-26-M	T-26-UB	91-26	31-26	30-24	---
		Pass	C-16-UB	A-16-M	T-16-UB	91-16	31-16	30-16	---
		Rear	---	---	---	---	---	---	AR-14A
CX-9									
2014-2007		Driver	C-26-UB	A-26-M	T-26-UB	91-26	31-26	30-24	---
		Pass	C-17-UB	A-17-M	T-17-UB	91-17	31-17	30-16	---
		Rear	---	---	---	---	---	---	AR-14A








¹To replace OE-style blade, use included 7mm Bayonet connector; ³To replace OEM blade use Double End Pin Adapter (part number 48-05) - Not Included

MAKE	MODEL	Pos	BEAM		HYBRID	CONVENTIONAL			SPECIALTY
Year	Notes								
MAZDA (cont.)									
GLC									
1985-1984		Front	C-17-UB ³	A-17-M ³	---	91-17³	31-17³	30-16 ³	---
	Hatchback	Rear	C-15-UB ¹	---	---	91-15¹	31-15¹	30-15 ¹	---
1983	Hatchback	Front	C-17-UB ³	A-17-M ³	---	91-17³	31-17³	30-16 ³	---
		Rear	C-15-UB ¹	---	---	91-15¹	31-15¹	30-15 ¹	---
	Sedan	Front	C-15-UB ¹	---	---	91-15¹	31-15¹	30-15 ¹	---
	Wagon	Front	C-15-UB ¹	---	---	91-15¹	31-15¹	30-15 ¹	---
		Rear	---	---	---	91-13¹	31-13¹	30-13 ¹	---
1982	Hatchback	Front	C-17-UB ³	A-17-M ³	---	91-17³	31-17³	30-16 ³	---
		Rear	C-15-UB ¹	---	---	91-15¹	31-15¹	30-15 ¹	---
	Sedan	Front	C-15-UB ³	A-15-M ³	---	91-15³	31-15³	30-15 ³	---
	Wagon	Front	C-15-UB ³	A-15-M ³	---	91-15³	31-15³	30-15 ³	---
		Rear	---	---	---	91-13¹	31-13¹	30-13 ¹	---
1981	Hatchback	Front	C-17-UB ³	A-17-M ³	---	91-17³	31-17³	30-16 ³	---
		Rear	C-15-UB ¹	---	---	91-15¹	31-15¹	30-15 ¹	---
	Sedan	Front	C-15-UB ¹	---	---	91-15¹	31-15¹	30-15 ¹	---
	Wagon	Front	C-15-UB ¹	---	---	91-15¹	31-15¹	30-15 ¹	---
		Rear	---	---	---	91-13¹	31-13¹	30-13 ¹	---
1980-1979		Front	C-15-UB ¹	---	---	91-15¹	31-15¹	30-15 ¹	---
	Hatchback	Rear	C-14-UB ¹	---	---	91-14¹	31-14¹	30-13 ¹	---
	Wagon	Rear	---	---	---	91-13¹	31-13¹	30-13 ¹	---
1978-1977		Front	C-15-UB ¹	---	---	91-15¹	31-15¹	30-15 ¹	---
		Rear	C-14-UB ¹	---	---	91-14¹	31-14¹	30-13 ¹	---
MIATA									
2005-1999		Front	C-18-UB	A-18-M	T-18-UB	91-18	31-18	30-18	---
1997-1990		Front	C-18-UB	A-18-M	T-18-UB	91-18	31-18	30-18	---
MILLENNIA									
2002-1995		Driver	C-21-UB	A-21-M	T-21-UB	91-21	31-21	30-20	---
		Pass	C-20-UB	A-20-M	T-20-UB	91-20	31-20	30-20	---
MIZER									
1977-1976		Front	C-15-UB ¹	---	---	91-15¹	31-15¹	30-15 ¹	---
MPV									
2006-2000		Front	C-24-UB	A-24-M	T-24-UB	91-24	31-24	30-24	---
		Rear	C-16-UB	A-16-M	T-16-UB	91-16	31-16	30-16	---
1998-1996		Driver	C-22-UB	A-22-M	T-22-UB	91-22	31-22	30-22	---
		Pass	C-20-UB	A-20-M	T-20-UB	91-20	31-20	30-20	---
		Rear	C-17-UB	A-17-M	T-17-UB	91-17	31-17	30-16	---
1995-1989		Driver	C-22-UB	A-22-M	T-22-UB	91-22	31-22	30-22	---
		Pass	C-20-UB	A-20-M	T-20-UB	91-20	31-20	30-20	---
		Rear	C-16-UB	A-16-M	T-16-UB	91-16	31-16	30-16	---
MX-3									
1996-1992		Driver	C-21-UB	A-21-M	T-21-UB	91-21	31-21	30-20	---
		Pass	C-18-UB	A-18-M	T-18-UB	91-18	31-18	30-18	---
		Rear	C-21-UB	A-21-M	T-21-UB	91-21	31-21	30-20	---








¹To replace OE-style blade, use included 7mm Bayonet connector; ³To replace OEM blade use Double End Pin Adapter (part number 48-05) - Not Included

			BEAM		HYBRID	CONVENTIONAL		SPECIALTY	
MAKE	MODEL	Pos							
Year	Notes								
MAZDA (cont.)									
MX-5 MIATA									
2014-2006		Front	C-18-UB	A-18-M	T-18-UB	91-18	31-18	30-18	---
MX-6									
1997-1993		Front	C-20-UB	A-20-M	T-20-UB	91-20	31-20	30-20	---
1992-1988		Front	C-19-UB	A-19-M	T-19-UB	91-19	31-19	30-18	---
NAVAJO									
1994-1991		Front	C-18-UB	A-18-M	T-18-UB	91-18	31-18	30-18	---
		Rear	---	---	---	91-13	31-13	30-13	---
PROTEGE									
2003-2002		Driver	C-21-UB	A-21-M	T-21-UB	91-21	31-21	30-20	---
		Pass	C-19-UB	A-19-M	T-19-UB	91-19	31-19	30-18	---
	Hatchback	Rear	C-14-UB ¹	---	---	91-14 ¹	31-14 ¹	30-13 ¹	---
2001-1999		Driver	C-21-UB	A-21-M	T-21-UB	91-21	31-21	30-20	---
		Pass	C-19-UB	A-19-M	T-19-UB	91-19	31-19	30-18	---
1998-1990		Driver	C-21-UB	A-21-M	T-21-UB	91-21	31-21	30-20	---
		Pass	C-18-UB	A-18-M	T-18-UB	91-18	31-18	30-18	---
R100									
1972-1970		Front	---	---	---	91-13 ¹	31-13 ¹	30-13 ¹	---
ROTARY PICKUP									
1977-1974		Front	C-14-UB ¹	---	---	91-14 ¹	31-14 ¹	30-13 ¹	---
RX-2									
1974-1970		Front	C-15-UB ¹	---	---	91-15 ¹	31-15 ¹	30-15 ¹	---
RX-3									
1978-1972		Front	C-15-UB ¹	---	---	91-15 ¹	31-15 ¹	30-15 ¹	---
RX-4									
1978-1977		Front	C-17-UB ³	A-17-M ³	---	91-17 ³	31-17 ³	30-16 ³	---
1976-1974		Front	C-16-UB ¹	---	---	91-16 ¹	31-16 ¹	30-16 ¹	---
RX-7									
1995-1993		Front	C-20-UB	A-20-M	T-20-UB	91-20	31-20	30-20	---
		Rear	C-18-UB	A-18-M	T-18-UB	91-18	31-18	30-18	---
1991-1986		Front	C-20-UB	A-20-M	T-20-UB	91-20	31-20	30-20	---
		Rear	C-22-UB	A-22-M	T-22-UB	91-22	31-22	30-22	---
1985-1979		Front	C-17-UB ³	A-17-M ³	---	91-17 ³	31-17 ³	30-16 ³	---
RX-8									
2011-2004		Driver	C-20-UB	A-20-M	T-20-UB	91-20	31-20	30-20	---
		Pass	C-18-UB	A-18-M	T-18-UB	91-18	31-18	30-18	---
TRIBUTE									
2011-2008		Front	C-20-OE	A-20-M	---	---	---	30-20-OE	---
		Rear	---	---	---	---	---	---	AR-12E
2006-2005		Driver	C-20-UB	A-20-M	T-20-UB	91-20	31-20	30-20	---
		Pass	C-18-UB	A-18-M	T-18-UB	91-18	31-18	30-18	---
		Rear	---	---	---	91-10	31-10	---	---
2004-2001		Front	C-19-UB	A-19-M	T-19-UB	91-19	31-19	30-18	---
		Rear	---	---	---	91-11	31-11	30-11	---








¹To replace OE-style blade, use included 7mm Bayonet connector; ³To replace OEM blade use Double End Pin Adapter (part number 48-05) - Not Included

			BEAM		HYBRID	CONVENTIONAL		SPECIALTY	
MAKE	MODEL	Pos							
Year	Notes								
MERCEDES-BENZ									
170 SERIES									
1955-1950		Front	---	---	---	---	---	---	20-09
180-, 190-, 200-SERIES									
1993-1986	Single Blade	Front	---	A-24-M	T-24-UB	91-24 ⁷	31-24 ⁷	---	---
1985-1984		Front	C-20-UB	A-20-M	T-20-UB	91-20	31-20	30-20	---
1963		Front	---	---	---	91-11	31-11	30-11	---
1962-1961		Front	---	---	---	91-10	31-10	30-11	---
1960		Front	---	---	---	91-11	31-11	30-11	---
1959		Front	---	---	---	91-10	31-10	30-11	---
1958-1957		Front	---	---	---	91-11	31-11	30-11	---
1956		Front	---	---	---	91-10	31-11	30-11	---
1955		Front	---	---	---	91-11	31-11	30-11	20-09
1954-1951		Front	---	---	---	---	---	---	20-09
219									
1959-1956		Front	---	---	---	91-10	31-10	---	---
220, 220D, 220S, 220SE									
1973-1968		Front	C-16-UB ¹	---	---	91-16 ¹	31-16 ¹	30-16 ¹	---
1959-1956		Front	---	---	---	91-10	31-10	---	---
1955		Front	---	---	---	---	---	---	20-09
1953-1951		Front	---	---	---	---	---	---	20-09
220A									
1955-1954		Front	---	---	---	91-10	31-10	---	---
230-, 240-, 250-SERIES									
1983-1977		Front	C-20-UB	A-20-M	T-20-UB	91-20	31-20	30-20	---
1976	Early Design	Front	C-16-UB	A-16-M	T-16-UB	91-16	31-16	30-16	---
	Late Design	Front	C-20-UB	A-20-M	T-20-UB	91-20	31-20	30-20	---
1975-1974		Front	C-16-UB	A-16-M	T-16-UB	91-16	31-16	30-16	---
1972-1968		Front	C-16-UB	A-16-M	T-16-UB	91-16	31-16	30-16	---
1967		Front	C-16-UB ¹	---	---	91-11	31-16 ¹	30-16 ¹	---
1966		Front	C-16-UB ¹	---	---	91-16 ¹	31-16 ¹	30-16 ¹	---
1965-1963		Front	---	---	---	91-11	31-11	---	---
280, 280C, 280CE, 280E									
1981-1977		Front	C-20-UB	A-20-M	T-20-UB	91-20	31-20	30-20	---
1976-1973		Front	C-16-UB	A-16-M	T-16-UB	91-16	31-16	30-16	---
280S, 280SE, 280SEL									
1980-1975		Driver	C-19-UB	A-19-M	T-19-UB	91-19	31-19	30-18	---
		Pass	C-18-UB	A-18-M	T-18-UB	91-18	31-18	30-18	---
1973-1968		Front	C-16-UB ¹	---	---	91-16 ¹	31-16 ¹	30-16 ¹	---
280SL									
1971-1968		Front	---	---	---	91-11	31-11	---	---
300, 300B, 300C, 300CE, 300D, 300E									
1993-1986	Single Blade	Front	---	A-24-M	T-24-UB	91-24 ⁷	31-24 ⁷	---	---
1985-1977		Front	C-20-UB	A-20-M	T-20-UB	91-20	31-20	30-20	---
1976-1975		Front	C-16-UB	A-16-M	T-16-UB	91-16	31-16	30-16	---
1959-1956		Front	---	---	---	91-10	31-10	---	---
1955-1951		Front	---	---	---	---	---	---	20-09

¹To replace OE-style blade, use included 7mm Bayonet connector; ⁷To replace OEM blade use 9x3mm Hook Adapter (part number 48-06) - Not Included

			BEAM		HYBRID	CONVENTIONAL		SPECIALTY	
MAKE	MODEL	Pos							
Year	Notes								
MERCEDES-BENZ (cont.)									
300S, 300SC, 300SD, 300SDL, 300SE									
1993-1988	Single Blade	Front	---	A-24-M	T-24-UB	91-24 ⁷	31-24 ⁷	---	---
1987-1981		Front	---	A-22-M	T-22-UB	91-22 ⁷	31-22 ⁷	---	---
1980-1978		Driver	C-19-UB	A-19-M	T-19-UB	91-19	31-19	30-18	---
		Pass	C-18-UB	A-18-M	T-18-UB	91-18	31-18	30-18	---
1957-1956		Front	---	---	---	91-10	31-10	---	---
1955-1951		Front	---	---	---	---	---	---	20-09
300SEL									
1991-1988		Front	---	A-22-M	T-22-UB	91-22 ⁷	31-22 ⁷	---	---
1973-1968		Front	C-16-UB ¹	---	---	91-16 ¹	31-16 ¹	30-16 ¹	---
300SL									
1993-1990	Single Blade	Front	---	A-24-M	T-24-UB	91-24 ⁷	31-24 ⁷	---	---
1963-1954		Front	---	---	---	91-11	31-11	30-11	---
300TD, 300TE									
1993-1987	Single Blade	Front	---	A-24-M	T-24-UB	91-24 ⁷	31-24 ⁷	---	---
	Wagon	Rear	C-18-UB	A-18-M	T-18-UB	91-18	31-18	30-18	---
1985-1979		Front	C-20-UB	A-20-M	T-20-UB	91-20	31-20	30-20	---
	Wagon	Rear	C-16-UB	A-16-M	T-16-UB	91-16	31-16	30-16	---
350SD, 350SDL									
1991-1990		Front	---	A-22-M	T-22-UB	91-22 ⁷	31-22 ⁷	---	---
350SL									
1972		Front	C-18-UB	A-18-M	T-18-UB	91-18	31-18	30-18	---
380SE SERIES									
1985-1981		Front	---	A-22-M	T-22-UB	91-22 ⁷	31-22 ⁷	---	---
380SL SERIES									
1985-1981		Front	C-19-UB	A-19-M	T-19-UB	91-19	31-19	30-18	---
400E									
1993-1992	Single Blade	Front	---	A-24-M	T-24-UB	91-24 ⁷	31-24 ⁷	---	---
400SE, 400SEL									
1993-1992	Single Blade	Front	---	A-24-M	T-24-UB	91-24 ⁷	31-24 ⁷	---	---
420SEL									
1991-1986		Front	---	A-22-M	T-22-UB	91-22 ⁷	31-22 ⁷	---	---
450SE, 450SEL									
1980-1976		Driver	C-19-UB	A-19-M	T-19-UB	91-19	31-19	30-18	---
		Front	C-19-UB	A-19-M	T-19-UB	91-19	31-19	30-18	---
		Pass	C-18-UB	A-18-M	T-18-UB	91-18	31-18	30-18	---
1975-1973		Driver	C-19-UB	A-19-M	T-19-UB	91-19	31-19	30-18	---
		Front	C-18-UB	A-18-M	T-18-UB	91-18	31-18	30-18	---
		Pass	C-18-UB	A-18-M	T-18-UB	91-18	31-18	30-18	---
500E									
1993-1992	Single Blade	Front	---	A-24-M	T-24-UB	91-24 ⁷	31-24 ⁷	---	---
500SEC, 500SEL									
1993-1992	Single Blade	Front	---	A-24-M	T-24-UB	91-24 ⁷	31-24 ⁷	---	---
1985-1984		Front	---	A-22-M	T-22-UB	91-22 ⁷	31-22 ⁷	---	---








¹To replace OE-style blade, use included 7mm Bayonet connector; ⁷To replace OEM blade use 9x3mm Hook Adapter (part number 48-06) - Not Included

			BEAM		HYBRID	CONVENTIONAL		SPECIALTY	
MAKE	MODEL	Pos							
Year	Notes								
MERCEDES-BENZ (cont.)									
500SL									
1993-1990	Single Blade	Front	---	A-24-M	T-24-UB	91-24 ⁷	31-24 ⁷	---	---
560SEC, 560SEL									
1991-1986		Front	---	A-22-M	T-22-UB	91-22 ⁷	31-22 ⁷	---	---
560SL									
1989-1986		Front	C-18-UB	A-18-M	T-18-UB	91-18	31-18	30-18	---
600									
1972-1964		Front	C-16-UB ¹	---	---	91-16 ¹	31-16 ¹	30-16 ¹	---
600SEC, 600SEL									
1993-1992	Single Blade	Front	---	A-24-M	T-24-UB	91-24 ⁷	31-24 ⁷	---	---
600SL									
1993	Single Blade	Front	---	A-24-M	T-24-UB	91-24 ⁷	31-24 ⁷	---	---
B-CLASS									
2014		Driver	C-26-OE	A-26-M	---	---	---	30-24-OE	---
		Pass	C-19-OE	A-19-M	---	---	---	30-18-OE	---
2013-2011		Driver	C-26-OE	A-26-M	---	---	---	30-24-OE	---
		Pass	C-24-OE	A-24-M	---	---	---	30-24-OE	---
2010-2006		Driver	C-26-OE	A-26-M	---	---	---	30-24-OE	---
		Pass	C-22-OE	A-22-M	---	---	---	30-22-OE	---
C-CLASS									
2015		Front	C-22-OE	A-22-M	---	---	---	30-22-OE	---
2014-2009		Front	C-24-OE	A-24-M	---	---	---	30-24-OE	---
2008		Front	C-24-N	---	---	---	---	---	---
2005-2004	Wagon	Rear	C-16-UB	A-16-M	T-16-UB	91-16	31-16	30-16	---
2003-2002		Driver	---	A-24-M	T-24-UB	91-24 ⁷	31-24 ⁷	---	---
		Pass	---	A-22-M	T-22-UB	91-22 ⁷	31-22 ⁷	---	---
2001	Wagon	Rear	C-16-UB	A-16-M	T-16-UB	91-16	31-16	30-16	---
		Driver	---	A-24-M	T-24-UB	91-24 ⁷	31-24 ⁷	---	---
		Pass	---	A-22-M	T-22-UB	91-22 ⁷	31-22 ⁷	---	---
2000-1994	Single Blade	Front	---	A-24-M	T-24-UB	91-24 ⁷	31-24 ⁷	---	---
CL-CLASS									
2014-2007		Front	C-26-OE	A-26-M	---	---	---	30-24-OE	---
2006-2000		Front	C-28-OE	A-28-M	---	---	---	---	---
1999-1998	Single Blade	Front	---	A-24-M	T-24-UB	91-24 ⁷	31-24 ⁷	---	---
CLA-CLASS									
2014		Driver	C-24-OE	A-24-M	---	---	---	30-24-OE	---
		Pass	C-19-OE	A-19-M	---	---	---	30-18-OE	---
CLK-CLASS									
2003-1998	Single Blade	Front	---	A-24-M	T-24-UB	91-24 ⁷	31-24 ⁷	---	---
CLS-CLASS									
2014-2012		Front	C-24-OE	A-24-M	---	---	---	30-24-OE	---
2011-2006		Front	C-26-OE	A-26-M	---	---	---	30-24-OE	---
E-CLASS									
2014-2011	Wagon	Front	C-24-OE	A-24-M	---	---	---	30-24-OE	---
		Rear	---	---	---	---	---	---	AR-12E
2010		Front	C-24-OE	A-24-M	---	---	---	30-24-OE	---
2009-2003		Front	C-26-OE	A-26-M	---	---	---	30-24-OE	---








¹To replace OE-style blade, use included 7mm Bayonet connector; ⁷To replace OEM blade use 9x3mm Hook Adapter (part number 48-06) - Not Included

MAKE	MODEL	Pos	BEAM		HYBRID	CONVENTIONAL		SPECIALTY	
Year	Notes								
MERCEDES-BENZ (cont.)									
E-CLASS (cont.)									
2009-2003	Wagon	Rear	C-17-UB	A-17-M	T-17-UB	91-17	31-17	30-16	---
2002-1998	Single Blade	Front	---	A-24-M	T-24-UB	91-24⁷	31-24⁷	---	---
	Wagon	Rear	C-16-UB	A-16-M	T-16-UB	91-16	31-16	30-16	---
1997-1996	Single Blade	Front	---	A-24-M	T-24-UB	91-24⁷	31-24⁷	---	---
1995-1994	Single Blade	Front	---	A-24-M	T-24-UB	91-24⁷	31-24⁷	---	---
	Wagon	Rear	C-18-UB	A-18-M	T-18-UB	91-18	31-18	30-18	---
G-CLASS									
2012-2002		Front	C-16-UB	A-16-M	T-16-UB	91-16	31-16	30-16	---
		Rear	C-15-UB	A-15-M	T-14-UB	91-15	31-15	30-15	---
GL-CLASS									
2014-2013		Driver	C-26-OE	A-26-M	---	---	---	30-24-OE	---
		Pass	C-22-OE	A-22-M	---	---	---	30-22-OE	---
		Rear	---	---	---	---	---	---	AR-12E
2012-2007		Driver	C-28-OE	A-28-M	---	---	---	---	---
		Pass	C-21-OE	A-21-M	---	---	---	30-20-OE	---
		Rear	---	---	---	---	---	---	AR-12E
GLA-CLASS									
2015		Driver	C-24-OE	A-24-M	---	---	---	30-24-OE	---
		Pass	C-19-OE	A-19-M	---	---	---	30-18-OE	---
GLK-CLASS									
2014		Front	C-24-OE	A-24-M	---	---	---	30-24-OE	---
		Rear	---	---	---	---	---	---	AR-12E
2013-2010		Driver	C-22-OE	A-22-M	---	---	---	30-22-OE	---
		Pass	C-19-OE	A-19-M	---	---	---	30-18-OE	---
		Rear	---	---	---	---	---	---	AR-12E
M-CLASS									
2014-2012		Driver	C-24-OE	A-24-M	---	---	---	30-24-OE	---
		Pass	C-22-OE	A-22-M	---	---	---	30-22-OE	---
		Rear	---	---	---	---	---	---	AR-12E
2011-2006		Driver	C-28-OE	A-28-M	---	---	---	---	---
		Pass	C-21-OE	A-21-M	---	---	---	30-20-OE	---
		Rear	---	---	---	---	---	---	AR-12E
2005-1998		Front	C-22-UB	A-22-M	T-22-UB	91-22	31-22	30-22	---
		Rear	C-16-UB	A-16-M	T-16-UB	91-16	31-16	30-16	---
R-CLASS									
2013-2012		Driver	C-26-OE	A-26-M	---	---	---	30-24-OE	---
		Pass	C-21-OE	A-21-M	---	---	---	30-20-OE	---
		Rear	---	---	---	---	---	---	AR-12E
2011-2006		Driver	C-28-OE	A-28-M	---	---	---	---	---
		Pass	C-21-OE	A-21-M	---	---	---	30-20-OE	---
		Rear	---	---	---	---	---	---	AR-12E
S-CLASS									
2014		Driver	C-24-OE	A-24-M	---	---	---	30-24-OE	---
		Pass	C-22-OE	A-22-M	---	---	---	30-22-OE	---
2013-2001		Front	C-26-OE	A-26-M	---	---	---	30-24-OE	---
1998-1994	Single Blade	Front	---	A-24-M	T-24-UB	91-24⁷	31-24⁷	---	---








⁷To replace OEM blade use 9x3mm Hook Adapter (part number 48-06) - Not Included

			BEAM		HYBRID	CONVENTIONAL		SPECIALTY	
MAKE	MODEL	Pos							
Year	Notes								
MERCEDES-BENZ (cont.)									
SL-CLASS									
2011-2003		Front	C-26-OE	A-26-M	---	---	---	30-24-OE	---
2002-2000	Single Blade	Front	---	A-22-M	T-22-UB	91-22 ⁷	31-22 ⁷	---	---
1999	Single Blade	Front	---	A-24-M	T-22-UB	91-24 ⁷	31-24 ⁷	---	---
1998	Single Blade	Front	---	A-24-M	T-24-UB	91-24 ⁷	31-22 ⁷	---	---
1997	Single Blade	Front	---	A-22-M	T-22-UB	91-24 ⁷	31-24 ⁷	---	---
1996-1994	Single Blade	Front	---	A-22-M	T-22-UB	91-22 ⁷	31-22 ⁷	---	---
SLK-CLASS									
2014-2005		Front	C-22-OE	A-22-M	---	---	---	30-22-OE	---
2004-1998		Front	C-22-UB	A-22-M	T-22-UB	91-22	31-22	30-22	---
SLR MCLAREN									
2009-2005		Front	C-22-OE	A-22-M	---	---	---	30-22-OE	---
SPRINTER									
2014-2010		Driver	C-26-OE	A-26-M	---	---	---	30-24-OE	---
		Pass	C-24-OE	A-24-M	---	---	---	30-24-OE	---
MERCURY									
ALL									
1960	Except Comet	Front	C-16-UB ^{1,8}	---	---	91-16 ^{1,8}	31-16 ^{1,8}	30-16 ^{1,8}	---
1959		Front	C-16-UB ^{1,8}	---	---	91-16 ^{1,8}	31-16 ^{1,8}	30-16 ^{1,8}	---
1958-1955		Front	---	---	---	---	31-12	30-11	20-12 ⁶
1954-1949		Front	---	---	---	91-11	31-11	30-11	---
1948-1940		Front	---	---	---	---	---	---	20-09
BOBCAT									
1980-1979		Front	C-16-UB	A-16-M	---	91-16	31-16	30-16	---
1978-1975		Front	C-16-UB ¹	---	---	91-16 ¹	31-16 ¹	30-16 ¹	---
BREEZEWAY									
1966-1965		Front	C-16-UB ¹	---	---	91-16 ¹	31-16 ¹	30-16 ¹	---
BROUGHAM									
1967		Front	C-16-UB ¹	---	---	91-16 ¹	31-16 ¹	30-16 ¹	---
CALIENTE									
1967-1965		Front	C-16-UB ¹	---	---	91-16 ¹	31-16 ¹	30-16 ¹	---
1964		Front	C-15-UB ^{1,8}	---	---	91-15 ^{1,8}	31-15 ^{1,8}	30-15 ^{1,8}	---
CAPRI									
1994-1991		Driver	C-20-UB	A-20-M	---	91-20	31-20	30-20	---
		Pass	C-18-UB	A-18-M	---	91-18	31-18	30-18	---
1986-1983		Front	C-16-UB	A-16-M	---	91-16	31-16	30-16	---
1982-1979		Front	C-16-UB	A-16-M	---	91-16	31-16	30-16	---
		Rear	C-18-UB	A-18-M	---	91-18	31-18	30-18	---
1977-1975		Front	C-15-UB ³	A-15-M ³	---	91-15 ³	31-15 ³	30-15 ³	---
		Rear	C-18-UB ³	A-18-M ³	---	91-18 ³	31-18 ³	30-18 ³	---
1974-1970		Front	C-16-UB ¹	---	---	91-16 ¹	31-16 ¹	30-16 ¹	---
1967-1966		Front	C-16-UB ¹	---	---	91-16 ¹	31-16 ¹	30-16 ¹	---
COLONY PARK									
1991-1987		Front	C-18-UB	A-18-M	---	91-18	31-18	30-18	---
1974-1971		Front	C-18-UB	A-18-M	---	91-18	31-18	30-18	---
1970-1969		Front	C-18-UB ¹	---	---	91-18 ¹	31-18 ¹	30-18 ¹	---
1968-1965		Front	C-16-UB ¹	---	---	91-16 ¹	31-16 ¹	30-16 ¹	---








¹To replace OE-style blade, use included 7mm Bayonet connector; ³To replace OEM blade use Double End Pin Adapter (part number 48-05) - Not Included; ⁶To replace OEM blade use included 5mm Bayonet to Dead Locker Rectifier (part number 47-63); ⁷To replace OEM blade use 9x3mm Hook Adapter (part number 48-06) - Not Included; ⁸To replace blade use Wiper Arm listed separately

			BEAM		HYBRID	CONVENTIONAL		SPECIALTY	
MAKE	MODEL	Pos							
Year	Notes								
MERCURY (cont.)									
COLONY PARK (cont.)									
1964-1962		Front	C-15-UB ¹	---	---	91-15 ¹	31-15 ¹	30-15 ¹	---
1961	w/ Electric Wipers	Front	C-15-UB ¹	---	---	91-15 ¹	31-15 ¹	30-15 ¹	---
	w/ Vacuum Wipers	Front	---	---	---	91-13 ¹	31-13 ¹	30-13 ¹	---
COMET									
1977-1966		Front	C-16-UB ¹	---	---	91-16 ¹	31-16 ¹	30-16 ¹	---
1965-1960		Front	C-15-UB ¹	---	---	91-15 ¹	31-15 ¹	30-15 ¹	---
COMMUTER									
1968-1965		Front	C-16-UB ¹	---	---	91-16 ¹	31-16 ¹	30-16 ¹	---
1964-1962		Front	C-15-UB ¹	---	---	91-15 ¹	31-15 ¹	30-15 ¹	---
1961	w/ Electric Wipers	Front	C-15-UB ¹	---	---	91-15 ¹	31-15 ¹	30-15 ¹	---
	w/ Vacuum Wipers	Front	---	---	---	91-13 ¹	31-13 ¹	30-13 ¹	---
COUGAR									
2002-1999	Driver	C-22-UB	A-22-M	T-22-UB	91-22	31-22	30-22	---	
	Pass	C-19-UB	A-19-M	T-19-UB	91-19	31-19	30-18	---	
1997-1990		Front	C-22-UB	A-22-M	---	91-22	31-22	30-22	---
1989	Driver	C-24-UB	A-24-M	---	91-24	31-24	30-24	---	
	Pass	C-20-UB	A-20-M	---	91-20	31-20	30-20	---	
1988-1983		Front	C-18-UB	A-18-M	---	91-18	31-18	30-18	---
1982-1974		Front	C-16-UB	A-16-M	---	91-16	31-16	30-16	---
1973-1971		Front	C-18-UB ¹	---	---	91-18 ¹	31-18 ¹	30-18 ¹	---
1970-1969		Front	C-16-UB ¹	---	---	91-16 ¹	31-16 ¹	30-16 ¹	---
1968-1967		Front	C-15-UB ¹	---	---	91-15 ¹	31-15 ¹	30-15 ¹	---
COUNTRY CRUISER									
1963		Front	C-15-UB ¹	---	---	91-15 ¹	31-15 ¹	30-15 ¹	---
CYCLONE									
1971-1965		Front	C-16-UB ¹	---	---	91-16 ¹	31-16 ¹	30-16 ¹	---
1964		Front	C-15-UB ¹	---	---	91-15 ¹	31-15 ¹	30-15 ¹	---
GRAND MARQUIS									
2011-2005		Front	C-22-UB	A-22-M	T-22-UB	91-22	31-22	30-22	---
2004-2003		Front	C-22-UB	A-22-M	---	91-22	31-22	30-22	---
2002-1993		Front	C-22-UB	A-22-M	T-22-UB	91-22	31-22	30-22	---
1992		Front	C-22-UB	A-22-M	---	91-22	31-22	30-22	---
1991-1975		Front	C-18-UB	A-18-M	---	91-18	31-18	30-18	---
LN7									
1983-1982	Front	C-18-UB	A-18-M	---	91-18	31-18	30-18	---	
	Rear	C-18-UB	A-18-M	---	91-18	31-18	30-18	---	
LYNX									
1987-1986	Front	C-18-UB	A-18-M	---	91-18	31-18	30-18	---	
	Hatchback	Rear	C-18-UB	A-18-M	---	91-18	31-18	30-18	---
	Wagon	Rear	C-16-UB	A-16-M	---	91-16	31-16	30-16	---
1985-1981	Front	C-18-UB	A-18-M	---	91-18	31-18	30-18	---	
	Hatchback	Rear	C-18-UB	A-18-M	---	91-18	31-18	30-18	---
	Wagon	Rear	C-15-UB ¹	---	---	91-15 ¹	31-15 ¹	30-15 ¹	---








¹To replace OE-style blade, use included 7mm Bayonet connector

			BEAM		HYBRID	CONVENTIONAL		SPECIALTY	
MAKE	MODEL	Pos							
Year	Notes								
MERCURY (cont.)									
MARAUDER									
2004-2003		Front	C-22-UB	A-22-M	---	91-22	31-22	30-22	---
1970-1969		Front	C-18-UB ¹	---	---	91-18 ¹	31-18 ¹	30-18 ¹	---
1967-1965		Front	C-16-UB ¹	---	---	91-16 ¹	31-16 ¹	30-16 ¹	---
1964-1963		Front	C-15-UB ¹	---	---	91-15 ¹	31-15 ¹	30-15 ¹	---
MARINER									
2011-2008		Front	C-20-OE	A-20-M	---	---	---	30-20-OE	---
		Rear	---	---	---	---	---	---	AR-12E
2007-2005		Driver	C-20-UB	A-20-M	T-20-UB	91-20	31-20	30-20	---
		Pass	C-18-UB	A-18-M	T-18-UB	91-18	31-18	30-18	---
		Rear	---	---	---	91-10	31-10	---	---
MARQUIS									
1986-1984		Front	C-18-UB	A-18-M	---	91-18	31-18	30-18	---
	Wagon	Rear	C-16-UB	A-16-M	---	91-16	31-16	30-16	---
1983-1971		Front	C-18-UB	A-18-M	---	91-18	31-18	30-18	---
1970-1969		Front	C-18-UB ¹	---	---	91-18 ¹	31-18 ¹	30-18 ¹	---
1968-1967		Front	C-16-UB ¹	---	---	91-16 ¹	31-16 ¹	30-16 ¹	---
METEOR									
1963-1962		Front	C-15-UB ¹	---	---	91-15 ¹	31-15 ¹	30-15 ¹	---
1961	w/ Electric Wipers	Front	C-15-UB ¹	---	---	91-15 ¹	31-15 ¹	30-15 ¹	---
	w/ Vacuum Wipers	Front	---	---	---	91-13 ¹	31-13 ¹	30-13 ¹	---
MILAN									
2011-2006		Driver	C-24-UB	A-24-M	T-24-UB	91-24	31-24	30-24	---
		Pass	C-19-UB	A-19-M	T-19-UB	91-19	31-19	30-18	---
MONARCH									
1980-1975		Front	C-16-UB	A-16-M	---	91-16	31-16	30-16	---
MONTCLAIR									
1968-1965		Front	C-16-UB ¹	---	---	91-16 ¹	31-16 ¹	30-16 ¹	---
1964		Front	C-15-UB ¹	---	---	91-15 ¹	31-15 ¹	30-15 ¹	---
MONTEGO									
2007-2005		Driver	C-24-OE	A-24-M	---	---	---	30-24-OE	---
		Pass	C-20-OE	A-20-M	---	---	---	30-20-OE	---
1976-1970		Front	C-16-UB	A-16-M	---	91-16	31-16	30-16	---
1969-1968		Front	C-16-UB ¹	---	---	91-16 ¹	31-16 ¹	30-16 ¹	---
MONTEREY									
2007-2004		Driver	C-24-UB ²	A-24-M	T-24-UB	91-24 ²	31-24 ²	30-24 ²	---
		Pass	C-20-UB	A-20-M	T-20-UB	91-20	31-20	30-20	---
		Rear	C-16-UB	A-16-M	T-16-UB	91-16	31-16	30-16	---
1974-1971		Front	C-18-UB	A-18-M	---	91-18	31-18	30-18	---
1970-1969		Front	C-18-UB ¹	---	---	91-18 ¹	31-18 ¹	30-18 ¹	---
1968-1965		Front	C-16-UB ¹	---	---	91-16 ¹	31-16 ¹	30-16 ¹	---
1964-1962		Front	C-15-UB ¹	---	---	91-15 ¹	31-15 ¹	30-15 ¹	---
1961	w/ Electric Wipers	Front	C-15-UB ¹	---	---	91-15 ¹	31-15 ¹	30-15 ¹	---
	w/ Vacuum Wipers	Front	---	---	---	91-13 ¹	31-13 ¹	30-13 ¹	---








¹To replace OE-style blade, use included 7mm Bayonet connector; ²To install blade, use included 9x4mm Shim

			BEAM		HYBRID	CONVENTIONAL		SPECIALTY	
MAKE	MODEL	Pos							
Year	Notes								
MERCURY (cont.)									
MOUNTAINEER									
2010-2006		Front	C-20-UB	A-20-M	T-20-UB	91-20	31-20	30-20	---
		Rear	---	---	---	91-13	31-13	30-13	---
2005		Front	C-20-UB	A-20-M	T-20-UB	91-20	31-20	30-20	---
		Rear	C-16-UB	A-16-M	T-16-UB	91-16	31-16	30-16	---
2004-2002		Front	C-22-UB	A-22-M	T-22-UB	91-22	31-22	30-22	---
		Rear	C-16-UB	A-16-M	T-16-UB	91-16	31-16	30-16	---
2001-1998		Front	C-18-UB	A-18-M	T-18-UB	91-18	31-18	30-18	---
		Rear	C-14-UB	A-14-M	T-14-UB	91-14	31-14	30-13	---
1997		Front	C-18-UB	A-18-M	T-18-UB	91-18	31-18	30-18	---
		Rear	C-14-UB	A-14-M	---	91-14	31-14	30-13	---
MYSTIQUE									
2000-1999		Driver	C-22-UB	A-22-M	T-22-UB	91-22	31-22	30-22	---
		Pass	C-20-UB	A-20-M	T-20-UB	91-20	31-20	30-20	---
1998-1995		Driver	C-21-UB ²	A-21-M	T-21-UB	91-21 ²	31-21 ²	30-20 ²	---
		Pass	C-20-UB ²	A-20-M	T-20-UB	91-20 ²	31-20 ²	30-20 ²	---
PARK LANE									
1968-1965		Front	C-16-UB ¹	---	---	91-16 ¹	31-16 ¹	30-16 ¹	---
1964		Front	C-15-UB ¹	---	---	91-15 ¹	31-15 ¹	30-15 ¹	---
S-55									
1966		Front	C-16-UB ¹	---	---	91-16 ¹	31-16 ¹	30-16 ¹	---
SABLE									
2009-2008		Driver	C-24-OE	A-24-M	---	---	---	30-24-OE	---
		Pass	C-20-OE	A-20-M	---	---	---	30-20-OE	---
2005-1996		Driver	C-24-UB	A-24-M	T-24-UB	91-24	31-24	30-24	---
		Pass	C-20-UB	A-20-M	T-20-UB	91-20	31-20	30-20	---
		Rear	C-18-UB	A-18-M	T-18-UB	91-18	31-18	30-18	---
1995-1992		Front	C-20-UB	A-20-M	T-20-UB	91-20	31-20	30-20	---
		Rear	C-15-UB ¹	---	---	91-15 ¹	31-15 ¹	30-15 ¹	---
1991-1989		Front	C-20-UB	A-20-M	---	91-20	31-20	30-20	---
		Rear	C-15-UB ¹	---	---	91-15 ¹	31-15 ¹	30-15 ¹	---
1988-1986		Front	C-19-UB	A-19-M	---	91-19	31-19	30-18	---
		Rear	C-15-UB ¹	---	---	91-15 ¹	31-15 ¹	30-15 ¹	---
TOPAZ									
1994-1985		Front	C-19-UB	A-19-M	---	91-19	31-19	30-18	---
1984		Front	C-18-UB	A-18-M	---	91-18	31-18	30-18	---
TRACER									
1999-1994		Driver	C-20-UB	A-20-M	T-20-UB	91-20	31-20	30-20	---
		Pass	C-18-UB	A-18-M	T-18-UB	91-18	31-18	30-18	---
	Wagon	Rear	C-14-UB	A-14-M	T-14-UB	91-14	31-14	30-13	---
1993-1991		Driver	C-20-UB	A-20-M	---	91-20	31-20	30-20	---
		Pass	C-18-UB	A-18-M	---	91-18	31-18	30-18	---
	Wagon	Rear	C-14-UB	A-14-M	T-14-UB	91-14	31-14	30-13	---
1990-1988		Front	C-18-UB	A-18-M	---	91-18	31-18	30-18	---
	Hatchback	Rear	C-18-UB	A-18-M	---	91-18	31-18	30-18	---
	Wagon	Rear	C-15-UB ¹	---	---	91-15 ¹	31-15 ¹	30-15 ¹	---
1987		Front	C-18-UB	A-18-M	---	91-18	31-18	30-18	---








¹To replace OE-style blade, use included 7mm Bayonet connector; ²To install blade, use included 9x4mm Shim

			BEAM		HYBRID	CONVENTIONAL		SPECIALTY	
MAKE	MODEL	Pos							
Year	Notes								
MERCURY (cont.)									
VILLAGER									
2002-2000		Front	C-22-UB	A-22-M	T-22-UB	91-22	31-22	30-22	---
		Rear	C-14-UB	A-14-M	T-14-UB	91-14	31-14	30-13	---
1999-1993		Front	C-22-UB	A-22-M	T-22-UB	91-22	31-22	30-22	---
		Rear	C-14-UB	A-14-M	---	91-14	31-14	30-13	---
1967-1966		Front	C-16-UB ¹	---	---	91-16 ¹	31-16 ¹	30-16 ¹	---
1965-1962		Front	C-15-UB ¹	---	---	91-15 ¹	31-15 ¹	30-15 ¹	---
VOYAGER									
1967-1966		Front	C-16-UB ¹	---	---	91-16 ¹	31-16 ¹	30-16 ¹	---
ZEPHYR									
1983-1978		Front	C-16-UB	A-16-M	---	91-16	31-16	30-16	---
MERKUR									
SCORPIO									
1989-1988		Front	C-20-UB	A-20-M	T-20-UB	91-20	31-20	30-20	---
XR4TI									
1989-1985		Front	C-20-UB	A-20-M	T-20-UB	91-20	31-20	30-20	---
MG									
1100									
1967-1963		Front	---	---	---	---	31-12	30-11	20-12 ⁶
1300									
1969-1968		Front	---	---	---	---	31-12	30-11	20-12 ⁶
MAGNETTE									
1965-1959		Front	---	---	---	91-10	31-10	---	---
MGA									
1962-1956		Front	---	---	---	---	---	---	20-09
MGB									
1981-1975		Front	---	---	---	91-10	31-10	---	---
1974-1963	Base	Front	---	---	---	91-10	31-10	---	---
	GT	Front	---	---	---	91-13 ¹	31-13 ¹	30-13 ¹	---
MGC									
1969-1968		Front	---	---	---	91-10	31-10	---	---
MIDGET									
1979-1962		Front	---	---	---	---	---	---	20-09 ⁸
ZA									
1956-1954		Front	---	---	---	91-11	31-11	30-11	---
ZB									
1958-1957		Front	---	---	---	91-10	31-10	---	---
MINI									
COOPER									
2015		Driver	C-18-UB	A-18-M	T-18-UB	91-18	31-18	30-18	---
		Pass	C-19-UB	A-19-M	T-19-UB	91-19	31-19	30-18	---
2014-2013		Driver	C-18-OE ¹⁷	---	---	---	---	30-18-OE ¹⁷	---
		Pass	C-19-OE ¹⁷	---	---	---	---	30-18-OE ¹⁷	---
2012-2002		Driver	C-18-UB	A-18-M	T-18-UB	91-18	31-18	30-18	---
		Pass	C-19-UB	A-19-M	T-19-UB	91-19	31-19	30-18	---








¹To replace OE-style blade, use included 7mm Bayonet connector; ⁶To replace OEM blade use included 5mm Bayonet to Dead Locker Rectifier (part number 47-63); ⁸To replace blade use Wiper Arm listed separately; ¹⁷To replace OEM blade use Flat Bayonet Adapter (part number MC13) - Not Included

			BEAM		HYBRID	CONVENTIONAL		SPECIALTY	
MAKE	MODEL	Pos							
Year	Notes								
MINI (cont.)									
COOPER CLUBMAN									
2015	Driver	C-18-UB	A-18-M	T-18-UB	91-18	31-18	30-18	---	
	Pass	C-19-UB	A-19-M	T-19-UB	91-19	31-19	30-18	---	
2014-2013	Driver	C-18-OE ¹⁷	---	---	---	---	30-18-OE ¹⁷	---	
	Pass	C-19-OE ¹⁷	---	---	---	---	30-18-OE ¹⁷	---	
2012	Driver	C-18-UB	A-18-M	T-18-UB	91-18	31-18	30-18	---	
	Pass	C-19-UB	A-19-M	T-19-UB	91-19	31-19	30-18	---	
COOPER COUNTRYMAN									
2014-2011	Driver	C-19-OE	A-19-M	---	---	---	30-18-OE	---	
	Pass	C-20-OE	A-20-M	---	---	---	30-20-OE	---	
	Rear	---	---	---	---	---	---	AR-12E	
COOPER COUPE									
2014-2012	Driver	C-20-OE	A-20-M	---	---	---	30-20-OE	---	
	Pass	C-21-OE	A-21-M	---	---	---	30-20-OE	---	
COOPER PACEMAN									
2014-2013	Driver	C-19-OE	A-19-M	---	---	---	30-18-OE	---	
	Pass	C-20-OE	A-20-M	---	---	---	30-20-OE	---	
COOPER ROADSTER									
2014-2012	Driver	C-20-OE	A-20-M	---	---	---	30-20-OE	---	
	Pass	C-21-OE	A-21-M	---	---	---	30-20-OE	---	
MITSUBISHI									
3000GT									
1999-1991	Driver	C-21-UB	A-21-M	T-21-UB	91-21	31-21	30-20	---	
	Pass	C-20-UB	A-20-M	T-20-UB	91-20	31-20	30-20	---	
	Rear	C-19-UB ⁴	A-19-M ⁴	---	91-19 ⁴	31-19 ⁴	30-18 ⁴	---	
CORDIA									
1988-1983	Front	C-17-UB ³	A-17-M ³	---	91-17 ³	31-17 ³	30-16 ³	---	
	Rear	C-18-UB ³	A-18-M ³	---	91-18 ³	31-18 ³	30-18 ³	---	
DIAMANTE									
2004-1997	Driver	C-22-UB	A-22-M	T-22-UB	91-22	31-22	30-22	---	
	Pass	C-20-UB	A-20-M	T-20-UB	91-20	31-20	30-20	---	
1996-1992	Driver	C-20-UB	A-20-M	T-20-UB	91-20	31-20	30-20	---	
	Pass	C-19-UB	A-19-M	T-19-UB	91-19	31-19	30-18	---	
ECLIPSE									
2012-2006	Driver	C-24-UB	A-24-M	T-24-UB	91-24	31-24	30-24	---	
	Pass	C-22-UB	A-22-M	T-22-UB	91-22	31-22	30-22	---	
	Rear	C-17-UB	A-17-M	T-17-UB	91-17	31-17	30-16	---	
2005-1997	Driver	C-24-UB	A-24-M	T-24-UB	91-24	31-24	30-24	---	
	Pass	C-22-UB	A-22-M	T-22-UB	91-22	31-22	30-22	---	
	Rear	C-18-UB	A-18-M	T-18-UB	91-18	31-18	30-18	---	
1996-1995	Driver	C-24-UB	A-24-M	T-24-UB	91-24	31-24	30-24	---	
	Pass	C-22-UB	A-22-M	T-22-UB	91-22	31-22	30-22	---	
	Rear	C-19-UB	A-19-M	T-19-UB	91-19	31-19	30-18	---	
1994-1992	Front	C-20-UB	A-20-M	T-20-UB	91-20	31-20	30-20	---	
	Rear	C-17-UB ⁴	A-17-M ⁴	---	91-17 ⁴	31-17 ⁴	30-16 ⁴	---	
1991-1990	Front	C-19-UB ⁴	A-19-M ⁴	---	91-19 ⁴	31-19 ⁴	30-18 ⁴	---	
	Rear	C-17-UB ⁴	A-17-M ⁴	---	91-17 ⁴	31-17 ⁴	30-16 ⁴	---	








³To replace OEM blade use Double End Pin Adapter (part number 48-05) - Not Included; ⁴To replace OEM blade use 2-Screw Bayonet Adapter (part number 48-08) - Not Included; ¹⁷To replace OEM blade use Flat Bayonet Adapter (part number MC13) - Not Included

			BEAM		HYBRID	CONVENTIONAL		SPECIALTY	
MAKE	MODEL	Pos							
Year	Notes								
MITSUBISHI (cont.)									
ENDEAVOR									
2011-2010	Driver	C-26-UB	A-26-M	T-26-UB	91-26	31-26	30-24	---	
	Pass	C-21-UB	A-21-M	T-21-UB	91-21	31-21	30-20	---	
	Rear	---	---	---	---	---	---	AR-12A	
2008-2004	Driver	C-26-UB	A-26-M	T-26-UB	91-26	31-26	30-24	---	
	Pass	C-21-UB	A-21-M	T-21-UB	91-21	31-21	30-20	---	
	Rear	---	---	---	---	---	---	AR-14A	
EXPO									
1995-1992	Driver	C-22-UB	A-22-M	T-22-UB	91-22	31-22	30-22	---	
	Pass	C-18-UB	A-18-M	T-18-UB	91-18	31-18	30-18	---	
	Rear	C-16-UB	A-16-M	T-16-UB	91-16	31-16	30-16	---	
EXPO LRV									
1994-1992	Driver	C-22-UB	A-22-M	T-22-UB	91-22	31-22	30-22	---	
	Pass	C-18-UB	A-18-M	T-18-UB	91-18	31-18	30-18	---	
	Rear	C-16-UB	A-16-M	T-16-UB	91-16	31-16	30-16	---	
GALANT									
2012-2004	Driver	C-26-UB	A-26-M	T-26-UB	91-26	31-26	30-24	---	
	Pass	C-19-UB	A-19-M	T-19-UB	91-19	31-19	30-18	---	
2003-1999	Driver	C-24-UB	A-24-M	T-24-UB	91-24	31-24	30-24	---	
	Pass	C-18-UB	A-18-M	T-18-UB	91-18	31-18	30-18	---	
1998-1994	Driver	C-21-UB	A-21-M	T-21-UB	91-21	31-21	30-20	---	
	Pass	C-19-UB	A-19-M	T-19-UB	91-19	31-19	30-18	---	
1993-1989	Driver	C-19-UB	A-19-M	T-19-UB	91-19	31-19	30-18	---	
	Pass	C-18-UB	A-18-M	T-18-UB	91-18	31-18	30-18	---	
1988-1985	Front	C-17-UB ⁴	A-17-M ⁴	---	91-17 ⁴	31-17 ⁴	30-16 ⁴	---	
I-MIEV									
2014	Driver	C-24-UB	A-24-M	T-24-UB	91-24	31-24	30-24	---	
	Pass	C-20-UB	A-20-M	T-20-UB	91-20	31-20	30-20	---	
2012	Driver	C-24-UB	A-24-M	T-24-UB	91-24	31-24	30-24	---	
	Pass	C-20-UB	A-20-M	T-20-UB	91-20	31-20	30-20	---	
LANCER									
2014-2012	Driver	C-26-UB	A-26-M	T-26-UB	91-26	31-26	30-24	---	
	Pass	C-18-UB	A-18-M	T-18-UB	91-18	31-18	30-18	---	
2011-2010	Driver	C-26-UB	A-26-M	T-26-UB	91-26	31-26	30-24	---	
	Pass	C-18-UB	A-18-M	T-18-UB	91-18	31-18	30-18	---	
	Rear	C-14-UB	A-14-M	T-14-UB	91-14	31-14	30-13	---	
2009-2008	Driver	C-26-UB	A-26-M	T-26-UB	91-26	31-26	30-24	---	
	Pass	C-18-UB	A-18-M	T-18-UB	91-18	31-18	30-18	---	
2007-2002	Driver	C-24-UB	A-24-M	T-24-UB	91-24	31-24	30-24	---	
	Pass	C-18-UB	A-18-M	T-18-UB	91-18	31-18	30-18	---	
	Rear	C-17-UB	A-17-M	T-17-UB	91-17	31-17	30-16	---	
MIGHTY MAX									
1996-1987	Front	C-16-UB ³	A-16-M ³	---	91-16 ³	31-16 ³	30-16 ³	---	
1986-1983	Front	C-16-UB ¹	---	---	91-16 ¹	31-16 ¹	30-16 ¹	---	








¹To replace OE-style blade, use included 7mm Bayonet connector; ³To replace OEM blade use Double End Pin Adapter (part number 48-05) - Not Included; ⁴ To replace OEM blade use 2-Screw Bayonet Adapter (part number 48-08) - Not Included

			BEAM		HYBRID	CONVENTIONAL		SPECIALTY	
MAKE	MODEL								
Year	Notes	Pos							
MITSUBISHI (cont.)									
MIRAGE									
2014	Driver	C-24-UB	A-24-M	T-24-UB	91-24	31-24	30-24	---	---
	Pass	C-16-UB	A-16-M	T-16-UB	91-16	31-16	30-16	---	---
	Rear	---	---	---	---	---	---	---	AR-12A
2002-1998	Driver	C-21-UB	A-21-M	T-21-UB	91-21	31-21	30-20	---	---
	Pass	C-19-UB	A-19-M	T-19-UB	91-19	31-19	30-18	---	---
1997-1993	Driver	C-20-UB	A-20-M	T-20-UB	91-20	31-20	30-20	---	---
	Pass	C-19-UB	A-19-M	T-19-UB	91-19	31-19	30-18	---	---
1992-1991	Driver	C-20-UB	A-20-M	T-20-UB	91-20	31-20	30-20	---	---
	Pass	C-17-UB	A-17-M	T-17-UB	91-17	31-17	30-16	---	---
1990-1989	Driver	C-19-UB ⁴	A-19-M ⁴	---	91-19 ⁴	31-19 ⁴	30-18 ⁴	---	---
	Pass	C-17-UB ⁴	A-17-M ⁴	---	91-17 ⁴	31-17 ⁴	30-16 ⁴	---	---
1988-1985	Driver	C-19-UB ³	A-19-M ³	---	91-19 ³	31-19 ³	30-18 ³	---	---
	Pass	C-17-UB ³	A-17-M ³	---	91-17 ³	31-17 ³	30-16 ³	---	---
	Rear	C-18-UB ³	A-18-M ³	---	91-18 ³	31-18 ³	30-18 ³	---	---
MONTERO									
2006-2002	Front	C-20-UB	A-20-M	T-20-UB	91-20	31-20	30-20	---	---
	Rear	C-16-UB	A-16-M	T-16-UB	91-16	31-16	30-16	---	---
2001-1998	Front	C-19-UB	A-19-M	T-19-UB	91-19	31-19	30-18	---	---
	Rear	C-15-UB	A-15-M	T-14-UB	91-15	31-15	30-15	---	---
1997-1992	Front	C-19-UB	A-19-M	T-19-UB	91-19	31-19	30-18	---	---
	Rear	C-15-UB ⁴	A-15-M ⁴	---	91-15 ⁴	31-15 ⁴	30-15 ⁴	---	---
1991-1985	Front	C-16-UB ¹	---	---	91-16 ¹	31-16 ¹	30-16 ¹	---	---
	Rear	C-15-UB ³	A-15-M ³	---	91-15 ³	31-15 ³	30-15 ³	---	---
1984-1983	Front	C-16-UB ¹	---	---	91-16 ¹	31-16 ¹	30-16 ¹	---	---
	Rear	---	---	---	91-13 ³	31-13 ³	30-13 ³	---	---
MONTERO SPORT									
2004-1997	Front	C-20-UB	A-20-M	T-20-UB	91-20	31-20	30-20	---	---
	Rear	C-17-UB	A-17-M	T-17-UB	91-17	31-17	30-16	---	---
OUTLANDER									
2014	Driver	C-26-UB	A-26-M	T-26-UB	91-26	31-26	30-24	---	---
	Pass	C-18-UB	A-18-M	T-18-UB	91-18	31-18	30-18	---	---
	Rear	---	---	---	---	---	---	---	AR-12B
2013-2010	Driver	C-24-UB	A-24-M	T-24-UB	91-24	31-24	30-24	---	---
	Pass	C-21-UB	A-21-M	T-21-UB	91-21	31-21	30-20	---	---
	Rear	---	---	---	---	---	---	---	AR-12B
2009-2007	Driver	C-24-UB	A-24-M	T-24-UB	91-24	31-24	30-24	---	---
	Pass	C-21-UB	A-21-M	T-21-UB	91-21	31-21	30-20	---	---
	Rear	---	---	---	---	---	---	---	AR-12B
2006-2003	Driver	C-22-UB	A-22-M	T-22-UB	91-22	31-22	30-22	---	---
	Pass	C-19-UB	A-19-M	T-19-UB	91-19	31-19	30-18	---	---
	Rear	---	---	---	---	---	---	---	AR-14A
OUTLANDER SPORT									
2014-2011	Driver	C-24-UB	A-24-M	T-24-UB	91-24	31-24	30-24	---	---
	Pass	C-21-UB	A-21-M	T-21-UB	91-21	31-21	30-20	---	---








¹To replace OE-style blade, use included 7mm Bayonet connector; ³To replace OEM blade use Double End Pin Adapter (part number 48-05) - Not Included; ⁴ To replace OEM blade use 2-Screw Bayonet Adapter (part number 48-08) - Not Included

			BEAM		HYBRID	CONVENTIONAL		SPECIALTY	
MAKE	MODEL	Pos							
Year	Notes								
MITSUBISHI (cont.)									
PRECIS									
1994-1990		Front	C-18-UB	A-18-M	T-18-UB	91-18	31-18	30-18	---
		Rear	C-16-UB	A-16-M	T-16-UB	91-16	31-16	30-16	---
1989-1987		Front	C-17-UB	A-17-M	T-17-UB	91-17	31-17	30-16	---
		Rear	C-17-UB	A-17-M	T-17-UB	91-17	31-17	30-16	---
RAIDER									
2009-2006		Front	C-21-UB	A-21-M	T-21-UB	91-21	31-21	30-20	---
RVR									
2014-2011		Driver	C-24-UB	A-24-M	T-24-UB	91-24	31-24	30-24	---
		Pass	C-21-UB	A-21-M	T-21-UB	91-21	31-21	30-20	---
SIGMA									
1990-1989		Driver	C-19-UB ⁴	A-19-M ⁴	---	91-19 ⁴	31-19 ⁴	30-18 ⁴	---
		Pass	C-18-UB ⁴	A-18-M ⁴	---	91-18 ⁴	31-18 ⁴	30-18 ⁴	---
STARION									
1989-1983		Front	C-19-UB ³	A-19-M ³	---	91-19 ³	31-19 ³	30-18 ³	---
		Rear	C-17-UB ³	A-17-M ³	---	91-17 ³	31-17 ³	30-16 ³	---
TREDIA									
1988-1983		Front	C-17-UB ³	A-17-M ³	---	91-17 ³	31-17 ³	30-16 ³	---
VAN									
1990-1987		Front	C-17-UB ³	A-17-M ³	---	91-17 ³	31-17 ³	30-16 ³	---
		Rear	C-15-UB ¹	---	---	91-15 ¹	31-15 ¹	30-15 ¹	---
NASH									
ALL									
1957-1956		Front	---	---	---	---	31-12	30-11	20-12 ⁶
1955	Rambler	Front	---	---	---	---	---	---	20-11
	All Others	Front	---	---	---	---	31-12	30-11	20-12 ⁶
1954-1952	Rambler	Front	---	---	---	---	---	---	20-10
	All Others	Front	---	---	---	---	---	---	20-11
1951-1949		Front	---	---	---	---	---	---	20-10
1948-1939		Front	---	---	---	---	---	---	20-09
NISSAN									
1200									
1973-1971		Front	C-16-UB ¹	---	---	91-16 ¹	31-16 ¹	30-16 ¹	---
1600									
1970-1968		Front	---	---	---	91-13 ¹	31-13 ¹	30-13 ¹	---
1967-1966		Front	---	---	---	91-10	31-10	---	---
2000									
1970-1968		Front	---	---	---	91-13 ¹	31-13 ¹	30-13 ¹	---
200SX									
1998-1995		Driver	C-21-UB	A-21-M	T-21-UB	91-21	31-21	30-20	---
		Pass	C-18-UB	A-18-M	T-18-UB	91-18	31-18	30-18	---
1988-1984		Front	C-20-UB	A-20-M	T-20-UB	91-20	31-20	30-20	---
		Rear	C-19-UB ⁴	A-19-M ⁴	---	91-19 ⁴	31-19 ⁴	30-18 ⁴	---
1983-1980		Front	C-19-UB ³	A-19-M ³	---	91-19 ³	31-19 ³	30-18 ³	---
		Rear	C-18-UB ¹	---	---	91-18 ¹	31-18 ¹	30-18 ¹	---
1979-1977		Front	C-17-UB ³	A-17-M ³	---	91-17 ³	31-17 ³	30-16 ³	---
		Rear	C-17-UB ³	A-17-M ³	---	91-17 ³	31-17 ³	30-16 ³	---








¹To replace OE-style blade, use included 7mm Bayonet connector; ³To replace OEM blade use Double End Pin Adapter (part number 48-05) - Not Included; ⁴To replace OEM blade use 2-Screw Bayonet Adapter (part number 48-08) - Not Included; ⁶To replace OEM blade use included 5mm Bayonet to Dead Locker Rectifier (part number 47-63)

			BEAM		HYBRID	CONVENTIONAL		SPECIALTY	
MAKE	MODEL	Pos							
Year	Notes								
NISSAN (cont.)									
210									
1982-1979		Front	C-16-UB ¹	---	---	91-16 ¹	31-16 ¹	30-16 ¹	---
240SX									
1998-1995	Driver		C-21-UB	A-21-M	T-21-UB	91-21	31-21	30-20	---
	Pass		C-20-UB	A-20-M	T-20-UB	91-20	31-20	30-20	---
1994		Front	C-20-UB	A-20-M	T-20-UB	91-20	31-20	30-20	---
1993-1989	Front		C-20-UB	A-20-M	T-20-UB	91-20	31-20	30-20	---
	Rear		C-20-UB	A-20-M	T-20-UB	91-20	31-20	30-20	---
240Z									
1973-1970		Front	C-18-UB ¹	---	---	91-18 ¹	31-18 ¹	30-18 ¹	---
260Z									
1975-1974		Front	C-18-UB ¹	---	---	91-18 ¹	31-18 ¹	30-18 ¹	---
280Z									
1978-1975		Front	C-18-UB ¹	---	---	91-18 ¹	31-18 ¹	30-18 ¹	---
280ZX									
1983-1979	Front		C-18-UB ³	A-18-M ³	---	91-18 ³	31-18 ³	30-18 ³	---
	Rear		C-18-UB ³	A-18-M ³	---	91-18 ³	31-18 ³	30-18 ³	---
300ZX									
1996-1995	Front		C-21-UB	A-21-M	T-21-UB	91-21	31-21	30-20	---
	Rear		C-16-UB	A-16-M	T-16-UB	91-16	31-16	30-16	---
1994-1990	Front		C-21-UB	A-21-M	T-21-UB	91-21	31-21	30-20	---
	Rear		C-19-UB	A-19-M	T-19-UB	91-19	31-19	30-18	---
1989-1987	Front		C-19-UB	A-19-M	T-19-UB	91-19	31-19	30-18	---
	Rear		C-19-UB	A-19-M	T-19-UB	91-19	31-19	30-18	---
1986	Front		C-19-UB	A-19-M	T-19-UB	91-19	31-19	30-18	---
	Rear		C-19-UB ⁴	A-19-M ⁴	---	91-19 ⁴	31-19 ⁴	30-18 ⁴	---
1985-1984	Front		C-19-UB ³	A-19-M ³	---	91-19 ³	31-19 ³	30-18 ³	---
	Rear		C-19-UB ⁴	A-19-M ⁴	---	91-19 ⁴	31-19 ⁴	30-18 ⁴	---
310									
1982-1979		Front	C-16-UB ¹	---	---	91-16 ¹	31-16 ¹	30-16 ¹	---
350Z									
2009-2003	Driver		C-20-UB	A-20-M	T-20-UB	91-20	31-20	30-20	---
	Pass		C-18-UB	A-18-M	T-18-UB	91-18	31-18	30-18	---
	Rear		C-18-UB	A-18-M	T-18-UB	91-18	31-18	30-18	---
370Z									
2015-2009	Driver		C-21-UB	A-21-M	T-21-UB	91-21	31-21	30-20	---
	Pass		C-19-UB	A-19-M	T-19-UB	91-19	31-19	30-18	---
411									
1967-1966		Front	---	---	---	91-13 ¹	31-13 ¹	30-13 ¹	---
510									
1981-1978		Front	C-17-UB ³	A-17-M ³	---	91-17 ³	31-17 ³	30-16 ³	---
1973-1968		Front	C-16-UB ¹	---	---	91-16 ¹	31-16 ¹	30-16 ¹	---
520 PICKUP									
1968-1965		Front	---	---	---	91-13 ¹	31-13 ¹	30-13 ¹	---








¹To replace OE-style blade, use included 7mm Bayonet connector; ³To replace OEM blade use Double End Pin Adapter (part number 48-05) - Not Included; ⁴To replace OEM blade use 2-Screw Bayonet Adapter (part number 48-08) - Not Included

			BEAM		HYBRID	CONVENTIONAL			SPECIALTY
MAKE	MODEL	Pos							
Year	Notes								
NISSAN (cont.)									
521 PICKUP									
1972		Front	C-16-UB ¹	---	---	91-16 ¹	31-16 ¹	30-16 ¹	---
1971-1969		Front	C-14-UB ¹	---	---	91-14 ¹	31-14 ¹	30-13 ¹	---
610									
1976-1973		Front	C-17-UB ⁴	A-17-M ⁴	---	91-17 ⁴	31-17 ⁴	30-16 ⁴	---
620 PICKUP									
1979-1972		Front	C-16-UB ¹	---	---	91-16 ¹	31-16 ¹	30-16 ¹	---
710									
1977-1974		Front	C-17-UB ⁴	A-17-M ⁴	---	91-17 ⁴	31-17 ⁴	30-16 ⁴	---
720									
1986-1980		Front	C-16-UB	A-16-M	T-16-UB	91-16	31-16	30-16	---
810									
1981		Front	C-18-UB ¹	---	---	91-18 ¹	31-18 ¹	30-18 ¹	---
		Rear	C-15-UB ¹	---	---	91-15 ¹	31-15 ¹	30-15 ¹	---
1980-1977		Front	C-17-UB ³	A-17-M ³	---	91-17 ³	31-17 ³	30-16 ³	---
		Rear	---	---	---	91-13 ¹	31-13 ¹	30-13 ¹	---
ALTIMA									
2015-2014		Driver	C-28-UB ⁹	A-28-M	---	---	---	---	---
		Pass	C-16-UB	A-16-M	---	---	---	30-16	---
2013	Coupe	Driver	C-28-UB ⁹	A-28-M	T-28-UB	91-28 ⁹	31-28 ⁹	---	---
		Pass	C-17-UB	A-17-M	T-17-UB	91-17	31-17	30-16	---
	Sedan	Driver	C-28-UB ⁹	A-28-M	---	---	---	---	---
		Pass	C-16-UB	A-16-M	---	---	---	30-16	---
2012-2007		Driver	C-28-UB ⁹	A-28-M	T-28-UB	91-28 ⁹	31-28 ⁹	---	---
		Pass	C-17-UB	A-17-M	T-17-UB	91-17	31-17	30-16	---
2006-2002		Driver	C-26-UB	A-26-M	T-26-UB	91-26	31-26	30-24	---
		Pass	C-17-UB	A-17-M	T-17-UB	91-17	31-17	30-16	---
2001-1993		Driver	C-21-UB	A-21-M	T-21-UB	91-21	31-21	30-20	---
		Pass	C-20-UB	A-20-M	T-20-UB	91-20	31-20	30-20	---
ALTRA EV									
2001-1999		Driver	C-22-UB	A-22-M	T-22-UB	91-22	31-22	30-22	---
		Pass	C-18-UB	A-18-M	T-18-UB	91-18	31-18	30-18	---
		Rear	C-16-UB	A-16-M	T-16-UB	91-16	31-16	30-16	---
ARMADA									
2014-2005		Driver	C-24-UB	A-24-M	T-24-UB	91-24	31-24	30-24	---
		Pass	C-22-UB	A-22-M	T-22-UB	91-22	31-22	30-22	---
		Rear	---	---	---	---	---	---	AR-12B
AXXESS									
1995-1990		Pass	C-21-UB	A-21-M	T-21-UB	91-21	31-21	30-20	---
		Rear	C-16-UB	A-16-M	T-16-UB	91-16	31-16	30-16	---
B210									
1978-1974		Front	C-16-UB ¹	---	---	91-16 ¹	31-16 ¹	30-16 ¹	---
CUBE									
2014-2009		Front	C-20-UB	A-20-M	T-20-UB	91-20	31-20	30-20	---
		Rear	---	---	---	---	---	---	AR-12B








¹To replace OE-style blade, use included 7mm Bayonet connector; ³To replace OEM blade use Double End Pin Adapter (part number 48-05) - Not Included; ⁴To replace OEM blade use 2-Screw Bayonet Adapter (part number 48-08) - Not Included; ⁹To install blade, remove installed 9x4mm Shim

			BEAM		HYBRID	CONVENTIONAL		SPECIALTY	
MAKE	MODEL	Pos							
Year	Notes								
NISSAN (cont.)									
D21									
1994-1986		Front	C-19-UB	A-19-M	T-19-UB	91-19	31-19	30-18	---
F10									
1978-1976		Front	C-14-UB ¹	---	---	91-14 ¹	31-14 ¹	30-13 ¹	---
FRONTIER									
2014-2005	Driver		C-24-UB	A-24-M	T-24-UB	91-24	31-24	30-24	---
	Pass		C-18-UB	A-18-M	T-18-UB	91-18	31-18	30-18	---
2004-1998		Front	C-19-UB	A-19-M	T-19-UB	91-19	31-19	30-18	---
GT-R									
2015-2009	Driver		C-22-UB	A-22-M	T-22-UB	91-22	31-22	30-22	---
	Pass		C-19-UB	A-19-M	T-19-UB	91-19	31-19	30-18	---
JUKE									
2014-2011	Driver		C-22-UB ²	A-22-M	T-22-UB	91-22 ²	31-22 ²	30-22 ²	---
	Pass		---	A-14-M	T-14-UB	---	---	---	---
	Rear		---	---	---	---	---	---	AR-12E
LEAF									
2015-2011	Driver		C-26-UB	A-26-M	---	---	---	30-24	---
	Pass		C-15-UB	A-15-M	---	---	---	30-15	---
MAXIMA									
2014-2011	Driver		C-28-UB ⁹	A-28-M	---	---	---	---	---
	Pass		C-17-UB	A-17-M	---	---	---	30-16	---
2010-2009	Driver		C-28-UB ⁹	A-28-M	T-28-UB	91-28 ⁹	31-28 ⁹	---	---
	Pass		C-17-UB	A-17-M	T-17-UB	91-17	31-17	30-16	---
2008-2000	Driver		C-26-UB	A-26-M	T-26-UB	91-26	31-26	30-24	---
	Pass		C-17-UB	A-17-M	T-17-UB	91-17	31-17	30-16	---
1999-1995	Driver		C-22-UB	A-22-M	T-22-UB	91-22	31-22	30-22	---
	Pass		C-21-UB	A-21-M	T-21-UB	91-21	31-21	30-20	---
1994-1989	Driver		C-21-UB	A-21-M	T-21-UB	91-21	31-21	30-20	---
	Pass		C-20-UB	A-20-M	T-20-UB	91-20	31-20	30-20	---
1988-1985	Front		C-19-UB	A-19-M	T-19-UB	91-19	31-19	30-18	---
	Rear		C-15-UB ¹	---	---	91-15 ¹	31-15 ¹	30-15 ¹	---
1984-1981	Front		C-18-UB ¹	---	---	91-18 ¹	31-18 ¹	30-18 ¹	---
	Rear		C-15-UB ¹	---	---	91-15 ¹	31-15 ¹	30-15 ¹	---
MICRA									
1991-1984	Front		C-18-UB ¹	---	---	91-18 ¹	31-18 ¹	30-18 ¹	---
	Rear		C-18-UB ¹	---	---	91-18 ¹	31-18 ¹	30-18 ¹	---
MULTI									
1988-1986	Front		C-16-UB	A-16-M	T-16-UB	91-16	31-16	30-16	---
	Rear		C-16-UB	A-16-M	T-16-UB	91-16	31-16	30-16	---
MURANO									
2014-2009	Driver		C-26-UB	A-26-M	T-26-UB	91-26	31-26	30-24	---
	Pass		C-16-UB	A-16-M	T-16-UB	91-16	31-16	30-16	---
	Rear		---	---	---	---	---	---	AR-12B
2007-2005	Driver		C-26-UB	A-26-M	T-26-UB	91-26	31-26	30-24	---
	Pass		C-18-UB	A-18-M	T-18-UB	91-18	31-18	30-18	---
	Rear		---	---	---	---	---	---	AR-14B ¹⁸








¹To replace OE-style blade, use included 7mm Bayonet connector; ²To install blade, use included 9x4mm Shim; ⁹To install blade, remove installed 9x4mm Shim; ¹⁸To replace wiper blade, wiper arm must be removed.

			BEAM		HYBRID	CONVENTIONAL		SPECIALTY	
MAKE	MODEL	Pos							
Year	Notes								
NISSAN (cont.)									
MURANO (cont.)									
2004-2003		Driver	C-26-UB	A-26-M	T-26-UB	91-26	31-26	30-24	---
		Pass	C-19-UB	A-19-M	T-19-UB	91-19	31-19	30-18	---
		Rear	---	---	---	---	---	---	AR-14B ¹⁸
NV1500									
2014-2012		Front	C-21-UB	A-21-M	T-21-UB	91-21	31-21	30-20	---
NV200									
2014-2013		Driver	C-22-UB	A-22-M	T-22-UB	91-22	31-22	30-22	---
		Pass	C-16-UB	A-16-M	T-16-UB	91-16	31-16	30-16	---
NV2500									
2014-2012		Front	C-21-UB	A-21-M	T-21-UB	91-21	31-21	30-20	---
NV3500									
2014-2012		Front	C-21-UB	A-21-M	T-21-UB	91-21	31-21	30-20	---
NX									
1993-1991		Driver	C-19-UB	A-19-M	T-19-UB	91-19	31-19	30-18	---
		Pass	C-18-UB	A-18-M	T-18-UB	91-18	31-18	30-18	---
		Rear	C-20-UB	A-20-M	T-20-UB	91-20	31-20	30-20	---
PATHFINDER									
2014-2013		Driver	C-26-UB	A-26-M	T-26-UB	91-26	31-26	30-24	---
		Pass	C-17-UB	A-17-M	T-17-UB	91-17	31-17	30-16	---
2012-2005		Driver	C-24-UB	A-24-M	T-24-UB	91-24	31-24	30-24	---
		Pass	C-18-UB	A-18-M	T-18-UB	91-18	31-18	30-18	---
		Rear	---	---	---	---	---	---	AR-12B
2004	Armada	Driver	C-24-UB	A-24-M	T-24-UB	91-24	31-24	30-24	---
		Pass	C-22-UB	A-22-M	T-22-UB	91-22	31-22	30-22	---
		Rear	---	---	---	---	---	---	AR-12B
	Except Armada	Driver	C-24-UB	A-24-M	T-24-UB	91-24	31-24	30-24	---
		Pass	C-21-UB	A-21-M	T-21-UB	91-21	31-21	30-20	---
		Rear	---	---	---	91-12	31-12	30-11	---
2003-1996		Driver	C-22-UB	A-22-M	T-22-UB	91-22	31-22	30-22	---
		Pass	C-21-UB	A-21-M	T-21-UB	91-21	31-21	30-20	---
		Rear	---	---	---	91-12	31-12	30-11	---
1995-1987		Front	C-19-UB	A-19-M	T-19-UB	91-19	31-19	30-18	---
		Rear	---	---	---	91-12	31-12	30-11	---
PICKUP									
1997-1995		Front	C-19-UB	A-19-M	T-19-UB	91-19	31-19	30-18	---
PULSAR (NX)									
1990-1987		Front	C-21-UB	A-21-M	T-21-UB	91-21	31-21	30-20	---
1986		Driver	C-19-UB	A-19-M	T-19-UB	91-19	31-19	30-18	---
		Pass	C-18-UB	A-18-M	T-18-UB	91-18	31-18	30-18	---
1985-1983		Driver	C-19-UB ⁴	A-19-M ⁴	---	91-19 ⁴	31-19 ⁴	30-18 ⁴	---
		Pass	C-17-UB ⁴	A-17-M ⁴	---	91-17 ⁴	31-17 ⁴	30-16 ⁴	---
		Rear	C-18-UB ¹	---	---	91-18 ¹	31-18 ¹	30-18 ¹	---
QUEST									
2014-2011		Driver	C-26-UB	A-26-M	T-26-UB	91-26	31-26	30-24	---
		Pass	C-19-UB	A-19-M	T-19-UB	91-19	31-19	30-18	---
		Rear	---	---	---	---	---	---	AR-12B








¹To replace OE-style blade, use included 7mm Bayonet connector; ⁴To replace OEM blade use 2-Screw Bayonet Adapter (part number 48-08) - Not Included; ¹⁸To replace wiper blade, wiper arm must be removed.

			BEAM		HYBRID	CONVENTIONAL		SPECIALTY	
MAKE	MODEL	Pos							
Year	Notes								
NISSAN (cont.)									
QUEST (cont.)									
2009-2004		Driver	C-28-UB ⁹	A-28-M	T-28-UB	91-28⁹	31-28⁹	---	---
		Pass	C-18-UB	A-18-M	T-18-UB	91-18	31-18	30-18	---
		Rear	---	---	---	---	---	---	AR-14D
2002-1999		Front	C-22-UB	A-22-M	T-22-UB	91-22	31-22	30-22	---
		Rear	C-14-UB	A-14-M	T-14-UB	91-14	31-14	30-13	---
1998-1993		Front	C-22-UB	A-22-M	T-22-UB	91-22	31-22	30-22	---
		Rear	C-14-UB	A-14-M	---	91-14	31-14	30-13	---
ROGUE									
2014		Driver	C-26-UB	A-26-M	T-26-UB	91-26	31-26	30-24	---
		Pass	C-17-UB	A-17-M	T-17-UB	91-17	31-17	30-16	---
		Rear	---	---	---	---	---	---	AR-12E
2013-2008		Driver	C-26-UB	A-26-M	T-26-UB	91-26	31-26	30-24	---
		Pass	C-14-UB	A-14-M	T-14-UB	91-14	31-14	30-13	---
		Rear	---	---	---	---	---	---	AR-12E
ROGUE SELECT									
2014		Driver	C-26-UB	A-26-M	T-26-UB	91-26	31-26	30-24	---
		Pass	C-14-UB	A-14-M	T-14-UB	91-14	31-14	30-13	---
		Rear	---	---	---	---	---	---	AR-12E
SENTRA									
2014-2013		Driver	C-28-UB ⁹	A-28-M	---	---	---	---	---
		Pass	C-15-UB	A-15-M	---	---	---	30-15	---
2012-2007		Driver	C-26-UB	A-26-M	T-26-UB	91-26	31-26	30-24	---
		Pass	C-17-UB	A-17-M	T-17-UB	91-17	31-17	30-16	---
2006-2003		Driver	C-22-UB	A-22-M	T-22-UB	91-22	31-22	30-22	---
		Pass	C-17-UB	A-17-M	T-17-UB	91-17	31-17	30-16	---
2002-2000		Driver	C-22-UB	A-22-M	T-22-UB	91-22	31-22	30-22	---
		Pass	C-16-UB	A-16-M	T-16-UB	91-16	31-16	30-16	---
1999-1995		Driver	C-21-UB	A-21-M	T-21-UB	91-21	31-21	30-20	---
		Pass	C-19-UB	A-19-M	T-19-UB	91-19	31-19	30-18	---
1994-1991		Driver	C-20-UB	A-20-M	T-20-UB	91-20	31-20	30-20	---
		Pass	C-19-UB	A-19-M	T-19-UB	91-19	31-19	30-18	---
1990-1989		Driver	C-19-UB	A-19-M	T-19-UB	91-19	31-19	30-18	---
		Pass	C-18-UB	A-18-M	T-18-UB	91-18	31-18	30-18	---
	Wagon	Rear	C-16-UB ¹	---	---	91-16¹	31-16¹	30-16 ¹	---
1988-1987		Driver	C-19-UB	A-19-M	T-19-UB	91-19	31-19	30-18	---
		Pass	C-18-UB	A-18-M	T-18-UB	91-18	31-18	30-18	---
	Hatchback	Rear	C-19-UB ³	A-19-M ³	---	91-19³	31-19³	30-18 ³	---
	Wagon	Rear	C-16-UB ¹	---	---	91-16¹	31-16¹	30-16 ¹	---
1986-1985		Front	C-18-UB	A-18-M	T-18-UB	91-18	31-18	30-18	---
		Hatchback	Rear	C-18-UB ³	A-18-M ³	---	91-18³	31-18³	30-18 ³
	Wagon	Rear	C-16-UB ¹	---	---	91-16¹	31-16¹	30-16 ¹	---
1984-1982		Front	C-18-UB ¹	---	---	91-18¹	31-18¹	30-18 ¹	---
		Hatchback	Rear	C-18-UB ³	A-18-M ³	---	91-18³	31-18³	30-18 ³
	Wagon	Rear	C-16-UB ¹	---	---	91-16¹	31-16¹	30-16 ¹	---








¹To replace OE-style blade, use included 7mm Bayonet connector; ³To replace OEM blade use Double End Pin Adapter (part number 48-05) - Not Included; ⁹ To install blade, remove installed 9x4mm Shim

			BEAM		HYBRID	CONVENTIONAL		SPECIALTY	
MAKE	MODEL	Pos							
Year	Notes								
NISSAN (cont.)									
STANZA									
1992-1991		Front	C-20-UB	A-20-M	T-20-UB	91-20	31-20	30-20	---
1990-1989		Front	C-19-UB	A-19-M	T-19-UB	91-19	31-19	30-18	---
1988-1987		Front	C-19-UB	A-19-M	T-19-UB	91-19	31-19	30-18	---
	Wagon	Rear	C-16-UB ¹	---	---	91-16 ¹	31-16 ¹	30-16 ¹	---
1986	Sedan	Front	C-18-UB ¹	---	---	91-18 ¹	31-18 ¹	30-18 ¹	---
	Wagon	Front	C-19-UB	A-19-M	T-19-UB	91-19	31-19	30-18	---
		Rear	C-16-UB ¹	---	---	91-16 ¹	31-16 ¹	30-16 ¹	---
1985-1982		Front	C-18-UB ¹	---	---	91-18 ¹	31-18 ¹	30-18 ¹	---
TITAN									
2014-2004		Driver	C-24-UB	A-24-M	T-24-UB	91-24	31-24	30-24	---
		Pass	C-22-UB	A-22-M	T-22-UB	91-22	31-22	30-22	---
VAN									
1988-1987		Driver	C-21-UB	A-21-M	T-21-UB	91-21	31-21	30-20	---
		Pass	C-19-UB	A-19-M	T-19-UB	91-19	31-19	30-18	---
		Rear	C-18-UB ¹	---	---	91-18 ¹	31-18 ¹	30-18 ¹	---
VERSA									
2015-2013		Driver	C-24-UB	A-24-M	T-24-UB	91-24	31-24	30-24	---
		Pass	C-14-UB	A-14-M	T-14-UB	91-14	31-14	30-13	---
2012	Hatchback	Driver	C-26-UB	A-26-M	T-26-UB	91-26	31-26	30-24	---
		Pass	C-14-UB	A-14-M	T-14-UB	91-14	31-14	30-13	---
		Rear	---	---	---	---	---	---	AR-14D
	Sedan	Driver	C-24-UB	A-24-M	T-24-UB	91-24	31-24	30-24	---
		Pass	C-14-UB	A-14-M	T-14-UB	91-14	31-14	30-13	---
2011-2007		Driver	C-26-UB	A-26-M	T-26-UB	91-26	31-26	30-24	---
		Pass	C-14-UB	A-14-M	T-14-UB	91-14	31-14	30-13	---
		Rear	---	---	---	---	---	---	AR-14D
VERSA NOTE									
2015-2014		Driver	C-26-UB	A-26-M	T-26-UB	91-26	31-26	30-24	---
		Pass	---	---	---	91-12	31-12	30-11	---
		Rear	---	---	---	---	---	---	AR-14D
X-TRAIL									
2006-2005		Driver	C-24-UB	A-24-M	T-24-UB	91-24	31-24	30-24	---
		Pass	C-17-UB	A-17-M	T-17-UB	91-17	31-17	30-16	---
XTERRA									
2014-2005		Driver	C-24-UB	A-24-M	T-24-UB	91-24	31-24	30-24	---
		Pass	C-18-UB	A-18-M	T-18-UB	91-18	31-18	30-18	---
		Rear	---	---	---	---	---	---	AR-12B
2004-2000		Front	C-19-UB	A-19-M	T-19-UB	91-19	31-19	30-18	---
		Rear	C-14-UB	A-14-M	T-14-UB	91-14	31-14	30-13	---
OLDSMOBILE									
ALL									
1960-1959		Front	C-15-UB ¹	---	---	91-15 ¹	31-15 ¹	30-15 ¹	---
1958-1957		Front	---	---	---	---	31-13	30-13	---
1956-1954		Front	---	---	---	---	31-12	30-11	20-12 ⁶
1953-1949	Original Style (Wrist Action) Arm	Front	---	---	---	---	---	---	20-11
	Replacement Style (Bayonet) Arm	Front	---	---	---	91-11	31-11	30-11	20-11 ¹⁴








¹To replace OE-style blade, use included 7mm Bayonet connector; ⁶To replace OEM blade use included 5mm Bayonet to Dead Locker Rectifier (part number 47-63); ¹⁴To replace blade, use 5mm Bayonet to Dead-Locker Rectifier (part number 47-63) - Not Included

			BEAM		HYBRID	CONVENTIONAL			SPECIALTY
MAKE	MODEL								
Year	Notes	Pos							
OLDSMOBILE (cont.)									
ALL (cont.)									
1948	98 Futuramic	Front	---	---	---	---	---	---	20-11 ²³
	98 Futuramic	Front	---	---	---	91-11 ²⁴	31-11 ²⁴	30-11 ²⁴	20-11 ^{14,24}
	All Others	Front	---	---	---	---	---	---	20-09
1947-1939		Front	---	---	---	---	---	---	20-09
442									
1971-1968		Front	C-16-UB	A-16-M	---	91-16	31-16	30-16	---
1967-1965		Front	C-15-UB ¹	---	---	91-15 ¹	31-15 ¹	30-15 ¹	---
88									
1999-1992		Front	C-22-UB	A-22-M	---	91-22	31-22	30-22	---
98									
1996-1991		Front	C-22-UB	A-22-M	---	91-22	31-22	30-22	---
1990-1985		Front	C-19-UB	A-19-M	---	91-19	31-19	30-18	---
1984-1968		Front	C-18-UB	A-18-M	---	91-18	31-18	30-18	---
1967-1963		Front	C-18-UB ¹	---	---	91-18 ¹	31-18 ¹	30-18 ¹	---
1962-1961	w/ Overlap Wipers	Front	C-18-UB ¹	---	---	91-18 ¹	31-18 ¹	30-18 ¹	---
	w/o Overlap Wipers	Front	C-15-UB ¹	---	---	91-15 ¹	31-15 ¹	30-15 ¹	---
ACHIEVA									
1998-1992		Front	C-19-UB	A-19-M	---	91-19	31-19	30-18	---
ALERO									
2004-1999		Driver	C-22-UB	A-22-M	T-22-UB	91-22	31-22	30-22	---
		Pass	C-17-UB	A-17-M	T-17-UB	91-17	31-17	30-16	---
AURORA									
2003-2001		Front	C-22-UB	A-22-M	T-22-UB	91-22	31-22	30-22	---
1999-1995		Front	C-22-UB	A-22-M	---	91-22	31-22	30-22	---
BRAVADA									
2004-2002		Front	C-22-UB	A-22-M	T-22-UB	91-22	31-22	30-22	---
		Rear	C-16-UB	A-16-M	T-16-UB	91-16	31-16	30-16	---
2001-1996		Front	C-20-UB	A-20-M	T-20-UB	91-20	31-20	30-20	---
		Rear	C-14-UB	A-14-M	T-14-UB	91-14	31-14	30-13	---
1994-1991		Front	C-16-UB	A-16-M	---	91-16	31-16	30-16	---
		Rear	C-14-UB	A-14-M	---	91-14	31-14	30-13	---
CUSTOM CRUISER									
1992-1991		Front	C-22-UB	A-22-M	---	91-22	31-22	30-22	---
		Rear	C-17-UB	A-17-M	---	91-17	31-17	30-16	---
1990-1971		Front	C-18-UB	A-18-M	---	91-18	31-18	30-18	---
		Rear	C-16-UB	A-16-M	---	91-16	31-16	30-16	---
CUTLASS									
1999-1997		Driver	C-22-UB	A-22-M	T-22-UB	91-22	31-22	30-22	---
		Pass	C-19-UB	A-19-M	T-19-UB	91-19	31-19	30-18	---
1987-1985		Front	C-18-UB	A-18-M	---	91-18	31-18	30-18	---
1981-1978		Front	C-18-UB	A-18-M	---	91-18	31-18	30-18	---
1977-1968		Front	C-16-UB	A-16-M	---	91-16	31-16	30-16	---
1967-1962		Front	C-15-UB ¹	---	---	91-15 ¹	31-15 ¹	30-15 ¹	---

¹To replace OE-style blade, use included 7mm Bayonet connector; ¹⁴To replace blade, use 5mm Bayonet to Dead-Locker Rectifier (part number 47-63) - Not Included; ²³Original Style (Wrist Action) Arm; ²⁴Replacement Style (Bayonet) Arm

			BEAM		HYBRID	CONVENTIONAL		SPECIALTY	
MAKE	MODEL	Pos							
Year	Notes								
OLDSMOBILE (cont.)									
CUTLASS CALAIS, CALAIS									
1991-1985		Front	C-19-UB	A-19-M	---	91-19	31-19	30-18	---
1984-1978		Front	C-18-UB	A-18-M	---	91-18	31-18	30-18	---
CUTLASS CIERA									
1996-1982		Front	C-18-UB	A-18-M	---	91-18	31-18	30-18	---
CUTLASS CRUISER									
1994-1987		Front	C-18-UB	A-18-M	---	91-18	31-18	30-18	---
1983-1980		Front	C-18-UB	A-18-M	---	91-18	31-18	30-18	---
CUTLASS SALON									
1987-1985		Front	C-18-UB	A-18-M	---	91-18	31-18	30-18	---
1981-1978		Front	C-18-UB	A-18-M	---	91-18	31-18	30-18	---
1977-1975		Front	C-16-UB	A-16-M	---	91-16	31-16	30-16	---
CUTLASS SUPREME									
1997-1989		Front	C-19-UB	A-20-M	---	91-20	31-20	30-20	---
1988	FWD	Front	C-19-UB	A-20-M	---	91-20	31-20	30-20	---
	RWD	Front	C-18-UB	A-18-M	---	91-18	31-18	30-18	---
1987-1978		Front	C-18-UB	A-18-M	---	91-18	31-18	30-18	---
1977-1974	Cruiser Wagon	Front	C-18-UB	A-18-M	---	91-18	31-18	30-18	---
	Except Wagon	Front	C-16-UB	A-16-M	---	91-16	31-16	30-16	---
1973-1968		Front	C-16-UB	A-16-M	---	91-16	31-16	30-16	---
1967		Front	C-15-UB ¹	---	---	91-15 ¹	31-15 ¹	30-15 ¹	---
CUTLASS TIARA									
1976		Front	C-16-UB	A-16-M	---	91-16	31-16	30-16	---
CUTLASS VISTA CRUISER									
1975-1973		Front	C-18-UB	A-18-M	---	91-18	31-18	30-18	---
1972-1964		Front	C-18-UB ¹	---	---	91-18 ¹	31-18 ¹	30-18 ¹	---
DELMONT 88									
1968-1967		Front	C-18-UB ¹	---	---	91-18 ¹	31-18 ¹	30-18 ¹	---
DELTA 88									
1991-1986		Front	C-19-UB	A-19-M	---	91-19	31-19	30-18	---
1985-1968		Front	C-18-UB	A-18-M	---	91-18	31-18	30-18	---
1967-1965		Front	C-18-UB ¹	---	---	91-18 ¹	31-18 ¹	30-18 ¹	---
DYNAMIC									
1966-1963		Front	C-18-UB ¹	---	---	91-18 ¹	31-18 ¹	30-18 ¹	---
1962-1961	w/ Overlap Wipers	Front	C-18-UB ¹	---	---	91-18 ¹	31-18 ¹	30-18 ¹	---
	w/o Overlap Wipers	Front	C-15-UB ¹	---	---	91-15 ¹	31-15 ¹	30-15 ¹	---
F85									
1972-1968		Front	C-16-UB ¹	---	---	91-16 ¹	31-16 ¹	30-16 ¹	---
1967-1961		Front	C-15-UB	A-15-M	---	91-15	31-15	30-15	---
FIESTA									
1963		Front	C-18-UB ¹	---	---	91-18 ¹	31-18 ¹	30-18 ¹	---
1962-1961	w/ Overlap Wipers	Front	C-18-UB ¹	---	---	91-18 ¹	31-18 ¹	30-18 ¹	---
	w/o Overlap Wipers	Front	C-15-UB ¹	---	---	91-15 ¹	31-15 ¹	30-15 ¹	---
FIRENZA									
1988-1982		Front	C-16-UB	A-16-M	---	91-16	31-16	30-16	---
		Rear	C-16-UB	A-16-M	---	91-16	31-16	30-16	---








¹To replace OE-style blade, use included 7mm Bayonet connector

			BEAM		HYBRID	CONVENTIONAL			SPECIALTY
MAKE	MODEL	Pos							
Year	Notes								
OLDSMOBILE (cont.)									
INTRIGUE									
2002-1998		Front	C-22-UB	A-22-M	T-22-UB	91-22	31-22	30-22	---
JETFIRE									
1963-1962		Front	C-15-UB ¹	---	---	91-15 ¹	31-15 ¹	30-15 ¹	---
JETSTAR									
1966-1964		Front	C-18-UB ¹	---	---	91-18 ¹	31-18 ¹	30-18 ¹	---
LSS									
1999-1996		Front	C-22-UB	A-22-M	---	91-22	31-22	30-22	---
OMEGA									
1984-1980		Front	C-18-UB	A-18-M	---	91-18	31-18	30-18	---
1979-1973		Front	C-16-UB	A-16-M	---	91-16	31-16	30-16	---
REGENCY									
1998-1997		Front	C-22-UB	A-22-M	---	91-22	31-22	30-22	---
SILHOUETTE									
2004-1997		Front	C-24-UB	A-24-M	T-24-UB	91-24	31-24	30-24	---
		Rear	C-16-UB	A-16-M	T-16-UB	91-16	31-16	30-16	---
1996-1990		Front	C-24-UB	A-24-M	---	91-24	31-24	30-24	---
		Rear	C-14-UB	A-14-M	---	91-14	31-14	30-13	---
STARFIRE									
1980-1975		Front	C-16-UB ¹	---	---	91-16 ¹	31-16 ¹	30-16 ¹	---
1966-1963		Front	C-18-UB ¹	---	---	91-18 ¹	31-18 ¹	30-18 ¹	---
1962-1961	w/ Overlap Wipers	Front	C-18-UB ¹	---	---	91-18 ¹	31-18 ¹	30-18 ¹	---
	w/o Overlap Wipers	Front	C-15-UB ¹	---	---	91-15 ¹	31-15 ¹	30-15 ¹	---
SUPER 88									
1964-1963		Front	C-18-UB ¹	---	---	91-18 ¹	31-18 ¹	30-18 ¹	---
1962-1961	w/ Overlap Wipers	Front	C-18-UB ¹	---	---	91-18 ¹	31-18 ¹	30-18 ¹	---
	w/o Overlap Wipers	Front	C-15-UB ¹	---	---	91-15 ¹	31-15 ¹	30-15 ¹	---
TORONADO									
1992-1986		Front	C-19-UB	A-19-M	---	91-19	31-19	30-18	---
1985-1971		Front	C-18-UB	A-18-M	---	91-18	31-18	30-18	---
1970-1966		Front	C-18-UB ¹	---	---	91-18 ¹	31-18 ¹	30-18 ¹	---
OPEL									
1900									
1975-1971		Front	C-16-UB ¹	---	---	91-16 ¹	31-16 ¹	30-16 ¹	---
CARAVAN									
1962-1953		Front	---	---	---	91-11	31-11	30-11	---
DELUXE									
1971		Front	C-16-UB ¹	---	---	91-16 ¹	31-16 ¹	30-16 ¹	---
KADETT									
1972-1968		Front	C-16-UB ¹	---	---	91-16 ¹	31-16 ¹	30-16 ¹	---
1967-1964		Front	---	---	---	91-13 ¹	31-13 ¹	30-13 ¹	---
KAPITAN									
1957-1954		Front	---	---	---	91-11	31-11	30-11	---
MANTA									
1975-1971		Front	C-16-UB ¹	---	---	91-16 ¹	31-16 ¹	30-16 ¹	---








¹To replace OE-style blade, use included 7mm Bayonet connector

MAKE	MODEL	Pos	BEAM		HYBRID	CONVENTIONAL			SPECIALTY
Year	Notes								
OPEL (cont.)									
OLYMPIA REKORD									
1962-1953		Front	---	---	---	91-11	31-11	30-11	---
OPEL									
1973-1969		Front	C-18-UB ¹	---	---	91-18¹	31-18¹	30-18 ¹	---
RALLYE									
1970-1968		Front	C-16-UB ¹	---	---	91-16¹	31-16¹	30-16 ¹	---
PACKARD									
ALL									
1958-1955		Front	---	---	---	---	31-12	30-11	20-12 ⁶
1954-1948	Original Style (Wrist Action) Arm	Front	---	---	---	---	---	---	20-11
	Replacement Style (Bayonet) Arm	Front	---	---	---	91-11	31-11	30-11	20-11 ¹⁴
1947-1940		Front	---	---	---	---	---	---	20-09
1939-1937	Super 8 & 12	Front	---	---	---	---	---	---	20-09
1936	Except 120	Front	---	---	---	---	---	---	20-09
PANOZ									
AIV ROADSTER									
2000-1999		Front	C-15-UB	A-15-M	---	91-15	31-15	30-15	---
ESPERANTE									
2007-2001		Driver	C-19-UB ²	A-19-M	T-19-UB	91-19²	31-19²	---	---
		Pass	C-21-UB ²	A-21-M	T-21-UB	91-21²	31-21²	30-20 ²	---
PEUGEOT									
304									
1972-1971		Front	---	---	---	91-13¹	31-13¹	30-13 ¹	---
403									
1967-1955		Front	---	---	---	91-11	31-11	30-11	---
404									
1970-1968		Front	---	---	---	91-13¹	31-13¹	30-13 ¹	---
1967-1961		Front	---	---	---	---	31-12	30-11	20-12 ⁶
405									
1991-1989		Front	C-21-UB	A-21-M	T-21-UB	91-21	31-21	30-20	---
		Rear	---	---	---	91-13	31-13	30-13	---
504									
1983-1970		Front	C-16-UB ¹	---	---	91-16¹	31-16¹	30-16 ¹	---
505									
1991-1984		Front	C-18-UB	A-18-M	T-18-UB	91-18	31-18	30-18	---
	Wagon	Rear	C-18-UB	A-18-M	T-18-UB	91-18	31-18	30-18	---
1983-1980		Front	C-18-UB	A-18-M	T-18-UB	91-18	31-18	30-18	---
604									
1984-1977		Front	C-18-UB	A-18-M	T-18-UB	91-18	31-18	30-18	---
PLYMOUTH									
ALL CARS									
1964	Barracuda, Valiant	Front	---	---	---	91-13¹	31-13¹	30-13 ¹	---
	All Others	Front	C-16-UB ¹	---	---	91-16¹	31-16¹	30-16 ¹	---
1963	Valiant	Front	---	---	---	91-13¹	31-13¹	30-13 ¹	---
	All Others	Front	C-16-UB ¹	---	---	91-16¹	31-16¹	30-16 ¹	---
1962-1960	Valiant	Front	---	---	---	---	31-12	30-11	20-12 ⁶








¹To replace OE-style blade, use included 7mm Bayonet connector; ²To install blade, use included 9x4mm Shim; ⁶To replace OEM blade use included 5mm Bayonet to Dead Locker Rectifier (part number 47-63); ¹⁴To replace blade, use 5mm Bayonet to Dead-Locker Rectifier (part number 47-63) - Not Included

			BEAM		HYBRID	CONVENTIONAL		SPECIALTY	
MAKE	MODEL	Pos							
Year	Notes								
PLYMOUTH (cont.)									
ALL CARS (cont.)									
1962-1960	All Others	Front	C-16-UB ¹	---	---	91-16 ¹	31-16 ¹	30-16 ¹	---
1959-1957		Front	C-16-UB ¹	---	---	91-16 ¹	31-16 ¹	30-16 ¹	---
1956-1955		Front	---	---	---	---	31-12	30-11	20-12 ⁶
1954-1953		Front	---	---	---	---	---	---	20-12
1952-1949	Convertible, Coupe	Front	---	---	---	---	---	---	20-11
	All Others	Front	---	---	---	---	---	---	20-12
1948-1946	Except Convertible, Wagon	Front	---	---	---	---	---	---	20-10
1942	Except Convertible	Front	---	---	---	---	---	---	20-10
1941		Front	---	---	---	---	---	---	20-10 ²²
	Phaeton	Front	---	---	---	---	---	---	20-09
1940		Front	---	---	---	---	---	---	20-10
1939		Front	---	---	---	---	---	---	20-09
ACCLAIM									
1995-1989		Front	C-18-UB	A-18-M	---	91-18	31-18	30-18	---
ARROW									
1980-1976		Front	C-17-UB ³	A-17-M ³	---	91-17 ³	31-17 ³	30-16 ³	---
ARROW PICKUP									
1982-1979		Front	C-16-UB ¹	---	---	91-16 ¹	31-16 ¹	30-16 ¹	---
BARRACUDA									
1974-1970		Front	C-16-UB	A-16-M	---	91-16	31-16	30-16	---
1969-1967		Front	C-15-UB ¹	---	---	91-15 ¹	31-15 ¹	30-15 ¹	---
1966-1965		Front	---	---	---	91-13 ¹	31-13 ¹	30-13 ¹	---
BELVEDERE									
1970-1965		Front	C-16-UB ¹	---	---	91-16 ¹	31-16 ¹	30-16 ¹	---
BREEZE									
2000-1996		Front	C-22-UB	A-22-M	T-22-UB	91-22	31-22	30-22	---
CARAVELLE									
1989-1983		Front	C-16-UB	A-16-M	---	91-16	31-16	30-16	---
1982-1978		Front	C-18-UB	A-18-M	---	91-18	31-18	30-18	---
CHAMP									
1982-1979		Front	C-16-UB ³	A-16-M ³	---	91-16 ³	31-16 ³	30-16 ³	---
		Rear	C-14-UB ³	A-14-M ³	---	91-14 ³	31-14 ³	30-13 ³	---
COLT									
1995-1991		Driver	C-20-UB	A-20-M	T-20-UB	91-20	31-20	30-20	---
		Pass	C-17-UB	A-17-M	T-17-UB	91-17	31-17	30-16	---
1990-1989	Except Wagon	Driver	---	A-20-M ⁴	---	91-20 ⁴	31-20 ⁴	30-20 ⁴	---
		Pass	C-17-UB ⁴	A-17-M ⁴	---	91-17 ⁴	31-17 ⁴	30-16 ⁴	---
	Wagon	Front	C-17-UB ⁴	A-17-M ⁴	---	91-17 ⁴	31-17 ⁴	30-16 ⁴	---
		Rear	C-14-UB ³	A-14-M ³	---	91-14 ³	31-14 ³	30-13 ³	---
1988	Except Wagon	Driver	C-19-UB ⁴	A-19-M ⁴	---	91-19 ⁴	31-19 ⁴	30-18 ⁴	---
		Pass	C-17-UB ⁴	A-17-M ⁴	---	91-17 ⁴	31-17 ⁴	30-16 ⁴	---
	Hatchback Wagon	Rear	C-18-UB ⁴	A-18-M ⁴	---	91-18 ⁴	31-18 ⁴	30-18 ⁴	---
		Front	C-17-UB ⁴	A-17-M ⁴	---	91-17 ⁴	31-17 ⁴	30-16 ⁴	---
		Rear	C-14-UB ³	A-14-M ³	---	91-14 ³	31-14 ³	30-13 ³	---
1987	Driver	C-19-UB ⁴	A-19-M ⁴	---	91-19 ⁴	31-19 ⁴	30-18 ⁴	---	
	Pass	C-17-UB ⁴	A-17-M ⁴	---	91-17 ⁴	31-17 ⁴	30-16 ⁴	---	







¹To replace OE-style blade, use included 7mm Bayonet connector; ³To replace OEM blade use Double End Pin Adapter (part number 48-05) - Not Included; ⁴To replace OEM blade use 2-Screw Bayonet Adapter (part number 48-08) - Not Included; ⁶To replace OEM blade use included 5mm Bayonet to Dead Locker Rectifier (part number 47-63); ²²Except Convertible, Deluxe Coupe, Phaeton

			BEAM		HYBRID	CONVENTIONAL		SPECIALTY	
MAKE	MODEL	Pos							
Year	Notes								
PLYMOUTH (cont.)									
COLT (cont.)									
1987	Hatchback	Rear	C-18-UB ³	A-18-M ³	---	91-18 ³	31-18 ³	30-18 ³	---
1986-1985		Driver	C-19-UB ³	A-19-M ³	---	91-19 ³	31-19 ³	30-18 ³	---
		Pass	C-17-UB ³	A-17-M ³	---	91-17 ³	31-17 ³	30-16 ³	---
		Hatchback	Rear	C-18-UB ³	A-18-M ³	---	91-18 ³	31-18 ³	30-18 ³
1984		Front	C-16-UB ³	A-16-M ³	---	91-16 ³	31-16 ³	30-16 ³	---
	Hatchback	Rear	C-14-UB ³	A-14-M ³	---	91-14 ³	31-14 ³	30-13 ³	---
1983-1976		Front	C-16-UB ³	A-16-M ³	---	91-16 ³	31-16 ³	30-16 ³	---
		Rear	C-14-UB ³	A-14-M ³	---	91-14 ³	31-14 ³	30-13 ³	---
COLT VISTA									
1994-1992		Driver	C-22-UB	A-22-M	T-22-UB	91-22	31-22	30-22	---
		Pass	C-18-UB	A-18-M	T-18-UB	91-18	31-18	30-18	---
		Rear	C-16-UB ¹	---	---	91-16 ¹	31-16 ¹	30-16 ¹	---
1991-1984		Front	---	A-20-M ³	---	91-20 ³	31-20 ³	30-20 ³	---
		Rear	C-14-UB ³	A-14-M ³	---	91-14 ³	31-14 ³	30-13 ³	---
CONQUEST									
1986-1984		Front	C-19-UB ³	A-19-M ³	---	91-19 ³	31-19 ³	30-18 ³	---
		Rear	C-17-UB ³	A-17-M ³	---	91-17 ³	31-17 ³	30-16 ³	---
CRICKET									
1973-1971		Front	C-16-UB ¹	---	---	91-16 ¹	31-16 ¹	30-16 ¹	---
CUDA									
1974-1970		Front	C-16-UB	A-16-M	---	91-16	31-16	30-16	---
DUSTER									
1976-1970		Front	C-16-UB ¹	---	---	91-16 ¹	31-16 ¹	30-16 ¹	---
FURY SERIES									
1978-1974		Front	C-18-UB	A-18-M	---	91-18	31-18	30-18	---
1973-1969		Front	C-16-UB	A-16-M	---	91-16	31-16	30-16	---
1968-1965		Front	C-18-UB ¹	---	---	91-18 ¹	31-18 ¹	30-18 ¹	---
GRAN FURY									
1989-1980		Front	C-18-UB	A-18-M	---	91-18	31-18	30-18	---
1977-1974		Front	C-18-UB	A-18-M	---	91-18	31-18	30-18	---
1973-1972		Front	C-16-UB	A-16-M	---	91-16	31-16	30-16	---
GTX									
1971		Front	C-16-UB ¹	---	---	91-16 ¹	31-16 ¹	30-16 ¹	---
1970-1967		Front	C-15-UB ¹	---	---	91-15 ¹	31-15 ¹	30-15 ¹	---
HORIZON									
1990-1978		Front	C-16-UB ¹	---	---	91-16 ¹	31-16 ¹	30-16 ¹	---
		Rear	C-18-UB ¹	---	---	91-18 ¹	31-18 ¹	30-18 ¹	---
LASER									
1994-1992		Front	C-20-UB	A-20-M	T-20-UB	91-20	31-20	30-20	---
		Rear	C-17-UB ⁴	A-17-M ⁴	---	91-17 ⁴	31-17 ⁴	30-16 ⁴	---
1991-1990		Front	C-19-UB ⁴	A-19-M ⁴	---	91-19 ⁴	31-19 ⁴	30-18 ⁴	---
		Rear	C-17-UB ⁴	A-17-M ⁴	---	91-17 ⁴	31-17 ⁴	30-16 ⁴	---
NEON									
2001-2000		Driver	C-22-UB	A-22-M	T-22-UB	91-22	31-22	30-22	---
		Pass	C-19-UB	A-19-M	T-19-UB	91-19	31-19	30-18	---
1999-1995		Driver	C-21-UB	A-21-M	T-21-UB	91-21	31-21	30-20	---
		Pass	C-18-UB	A-18-M	T-18-UB	91-18	31-18	30-18	---








¹To replace OE-style blade, use included 7mm Bayonet connector; ³To replace OEM blade use Double End Pin Adapter (part number 48-05) - Not Included; ⁴To replace OEM blade use 2-Screw Bayonet Adapter (part number 48-08) - Not Included

			BEAM		HYBRID	CONVENTIONAL		SPECIALTY	
MAKE	MODEL								
Year	Notes	Pos							
PLYMOUTH (cont.)									
PB-SERIES VAN									
1983-1974		Front	C-16-UB	A-16-M	---	91-16	31-16	30-16	---
PROWLER									
2001-1999		Driver	C-17-UB	A-17-M	T-17-UB	91-17	31-17	30-16	---
		Pass	C-19-UB	A-19-M	T-19-UB	91-19	31-19	30-18	---
1997		Driver	C-17-UB	A-17-M	T-17-UB	91-17	31-17	30-16	---
		Pass	C-19-UB	A-19-M	T-19-UB	91-19	31-19	30-18	---
RELIANT									
1989-1981		Front	C-16-UB	A-16-M	---	91-16	31-16	30-16	---
		Wagon Rear	---	---	---	91-13 ¹	31-13 ¹	30-13 ¹	---
ROADRUNNER									
1975		Front	C-18-UB	A-18-M	---	91-18	31-18	30-18	---
1974-1971		Front	C-16-UB	A-16-M	---	91-16	31-16	30-16	---
1970-1968		Front	C-15-UB ¹	---	---	91-15 ¹	31-15 ¹	30-15 ¹	---
SAPPORO									
1983-1978		Front	C-17-UB ³	A-17-M ³	---	91-17 ³	31-17 ³	30-16 ³	---
SATELLITE									
1974-1971		Front	C-16-UB	A-16-M	---	91-16	31-16	30-16	---
1970-1968		Front	C-16-UB ¹	---	---	91-16 ¹	31-16 ¹	30-16 ¹	---
1967-1965		Front	C-15-UB ¹	---	---	91-15 ¹	31-15 ¹	30-15 ¹	---
SCAMP									
1983		Front	C-16-UB ¹	---	---	91-16 ¹	31-16 ¹	30-16 ¹	---
1976-1971		Front	C-15-UB ¹	---	---	91-15 ¹	31-15 ¹	30-15 ¹	---
SUNDANCE									
1994-1987		Front	C-18-UB	A-18-M	---	91-18	31-18	30-18	---
SUPERBIRD									
1970		Front	C-15-UB ¹	---	---	91-15 ¹	31-15 ¹	30-15 ¹	---
TRAILDUSTER									
1981-1974		Front	C-18-UB ¹	---	---	91-18 ¹	31-18 ¹	30-18 ¹	---
TURISMO									
1985-1983		Front	C-16-UB ¹	---	---	91-16 ¹	31-16 ¹	30-16 ¹	---
		Rear	C-18-UB ¹	---	---	91-18 ¹	31-18 ¹	30-18 ¹	---
VALIANT									
1976-1972		Front	C-15-UB ¹	---	---	91-15 ¹	31-15 ¹	30-15 ¹	---
1971		Front	C-16-UB ¹	---	---	91-16 ¹	31-16 ¹	30-16 ¹	---
1970-1967		Front	C-15-UB ¹	---	---	91-15 ¹	31-15 ¹	30-15 ¹	---
1966-1965		Front	---	---	---	91-13 ¹	31-13 ¹	30-13 ¹	---
VIP									
1967		Front	C-18-UB ¹	---	---	91-18 ¹	31-18 ¹	30-18 ¹	---
VOLARE									
1980-1976		Front	C-18-UB ¹	---	---	91-18 ¹	31-18 ¹	30-18 ¹	---
		Rear	C-16-UB	A-16-M	---	91-16	31-16	30-16	---
VOYAGER, GRAND VOYAGER									
2000-1996		Front	C-28-UB	A-28-M	T-28-UB	91-28	31-28	---	---
		Rear	C-18-UB	A-18-M	T-18-UB	91-18	31-18	30-18	---
1995		Front	C-22-UB	A-22-M	T-22-UB	91-22	31-22	30-22	---
		Rear	C-18-UB ¹⁰	A-18-M ¹⁰	T-18-UB ¹⁰	91-18 ¹⁰	31-18 ¹⁰	30-18 ¹⁰	---








¹To replace OE-style blade, use included 7mm Bayonet connector; ³To replace OEM blade use Double End Pin Adapter (part number 48-05) - Not Included; ¹⁰To replace OEM blade use Wet Arm Adapter Kit (part number 48-13)

			BEAM		HYBRID	CONVENTIONAL		SPECIALTY	
MAKE	MODEL	Pos							
Year	Notes								
PLYMOUTH (cont.)									
VOYAGER, GRAND VOYAGER (cont.)									
1994		Driver	C-22-UB	A-22-M	T-22-UB	91-22	31-22	30-22	---
		Pass	C-18-UB	A-18-M	T-18-UB	91-18	31-18	30-18	---
		Rear	C-18-UB ¹⁰	A-18-M ¹⁰	T-18-UB ¹⁰	91-18 ¹⁰	31-18 ¹⁰	30-18 ¹⁰	---
1993-1991		Front	C-18-UB	A-18-M	---	91-18	31-18	30-18	---
		Rear	C-18-UB	A-18-M	---	91-18	31-18	30-18	---
1990-1984		Front	C-18-UB	A-18-M	---	91-18	31-18	30-18	---
		Rear	C-16-UB	A-16-M	---	91-16	31-16	30-16	---
PONTIAC									
ALL									
1960-1959	w/ Overlap Wipers	Front	C-16-UB ¹	---	---	91-16 ¹	31-16 ¹	30-16 ¹	---
	w/o Overlap Wipers	Front	C-15-UB ¹	---	---	91-15 ¹	31-15 ¹	30-15 ¹	---
1958		Front	---	---	---	91-13 ¹	31-13	30-13	---
1957		Front	---	---	---	91-13 ¹	31-13 ¹	30-13 ¹	---
1956-1955		Front	---	---	---	---	31-12	30-11	20-12 ⁶
1954-1949	Original Style (Wrist Action) Arm	Front	---	---	---	---	---	---	20-11
	Replacement Style (Bayonet) Arm	Front	---	---	---	91-11	31-11	30-11	20-11 ¹⁴
1948-1939		Front	---	---	---	---	---	---	20-09
1935	Six	Front	---	---	---	---	---	---	20-10
6000									
1991-1984		Front	C-18-UB	A-18-M	---	91-18	31-18	30-18	---
		Rear	C-16-UB	A-16-M	---	91-16	31-16	30-16	---
1983-1982		Front	C-18-UB	A-18-M	---	91-18	31-18	30-18	---
ACADIAN									
1987-1982		Front	C-16-UB	A-16-M	---	91-16	31-16	30-16	---
1981-1976		Front	C-16-UB ¹	---	---	91-16 ¹	31-16 ¹	30-16 ¹	---
1971-1968		Front	C-16-UB ¹	---	---	91-16 ¹	31-16 ¹	30-16 ¹	---
ASTRE									
1977-1975		Front	C-16-UB ¹	---	---	91-16 ¹	31-16 ¹	30-16 ¹	---
AZTEK									
2005-2001		Driver	C-24-UB ²	A-24-M	T-24-UB	91-24 ²	31-24 ²	30-24 ²	---
		Pass	C-22-UB ²	A-22-M	T-22-UB	91-22 ²	31-22 ²	30-22 ²	---
BONNEVILLE									
2005-2000		Front	C-22-UB	A-22-M	T-22-UB	91-22	31-22	30-22	---
1999-1992		Front	C-22-UB	A-22-M	---	91-22	31-22	30-22	---
1991-1987		Front	C-19-UB	A-19-M	---	91-19	31-19	30-18	---
1986-1971		Front	C-18-UB	A-18-M	---	91-18	31-18	30-18	---
1970-1967		Front	C-18-UB ¹	---	---	91-18 ¹	31-18 ¹	30-18 ¹	---
1966-1965		Front	C-16-UB ¹	---	---	91-16 ¹	31-16 ¹	30-16 ¹	---
1964-1961	w/ Overlap Wipers	Front	C-18-UB ¹	---	---	91-18 ¹	31-18 ¹	30-18 ¹	---
	w/o Overlap Wipers	Front	C-15-UB ¹	---	---	91-15 ¹	31-15 ¹	30-15 ¹	---
CATALINA									
1981-1970		Front	C-18-UB	A-18-M	---	91-18	31-18	30-18	---
1969-1967		Front	C-18-UB ¹	---	---	91-18 ¹	31-18 ¹	30-18 ¹	---
1966-1965		Front	C-16-UB ¹	---	---	91-16 ¹	31-16 ¹	30-16 ¹	---
1964-1961	w/ Overlap Wipers	Front	C-18-UB ¹	---	---	91-18 ¹	31-18 ¹	30-18 ¹	---
	w/o Overlap Wipers	Front	C-15-UB ¹	---	---	91-15 ¹	31-15 ¹	30-15 ¹	---








¹To replace OE-style blade, use included 7mm Bayonet connector; ²To install blade, use included 9x4mm Shim; ⁶To replace OEM blade use included 5mm Bayonet to Dead Locker Rectifier (part number 47-63); ¹⁰To replace OEM blade use Wet Arm Adapter Kit (part number 48-13); ¹⁴To replace blade, use 5mm Bayonet to Dead-Locker Rectifier (part number 47-63) - Not Included

			BEAM		HYBRID	CONVENTIONAL			SPECIALTY
MAKE	MODEL								
Year	Notes	Pos							
PONTIAC (cont.)									
EXECUTIVE									
1970		Front	C-18-UB	A-18-M	---	91-18	31-18	30-18	---
1969-1967		Front	C-18-UB ¹	---	---	91-18 ¹	31-18 ¹	30-18 ¹	---
FIERO									
1988-1984		Front	C-18-UB	A-18-M	---	91-18	31-18	30-18	---
FIREBIRD									
2002-1998		Front	C-24-UB ²	A-24-M	T-24-UB	91-24 ²	31-24 ²	30-24 ²	---
1997-1993		Front	---	---	---	---	---	---	22-24
1992-1989		Front	C-18-UB	A-18-M	---	91-18	31-18	30-18	---
1988-1982		Front	C-18-UB	A-18-M	---	91-18	31-18	30-18	---
		Rear	C-18-UB	A-18-M	---	91-18	31-18	30-18	---
1981-1977		Front	C-18-UB	A-18-M	---	91-18	31-18	30-18	---
1976-1970	w/ Double Arm	Front	C-18-UB	A-18-M	---	91-18	31-18	30-18	---
	w/ Single Arm	Front	C-16-UB	A-16-M	---	91-16	31-16	30-16	---
1969-1967		Front	C-15-UB ¹	---	---	91-15 ¹	31-15 ¹	30-15 ¹	---
FIREFLY									
2000-1995		Driver	C-20-UB	A-20-M	T-20-UB	91-20	31-20	30-20	---
		Pass	C-19-UB	A-19-M	T-19-UB	91-19	31-19	30-18	---
1994		Driver	C-20-UB	A-20-M	T-20-UB	91-20	31-20	30-20	---
		Pass	C-18-UB	A-18-M	T-18-UB	91-18	31-18	30-18	---
		Rear	C-15-UB	A-15-M	T-14-UB	91-15	31-15	30-15	---
1991-1989		Driver	C-20-UB	A-20-M	T-20-UB	91-20	31-20	30-20	---
		Pass	C-18-UB	A-18-M	T-18-UB	91-18	31-18	30-18	---
		Rear	C-15-UB	A-15-M	T-14-UB	91-15	31-15	30-15	---
1988-1985		Front	C-16-UB	A-16-M	---	91-16	31-16	30-16	---
		Rear	C-15-UB	A-15-M	T-14-UB	91-15	31-15	30-15	---
G3 (WAVE)									
2010-2009		Driver	C-22-UB	A-22-M	T-22-UB	91-22	31-22	30-22	---
		Pass	C-18-UB	A-18-M	T-18-UB	91-18	31-18	30-18	---
		Rear	C-15-UB	A-15-M	T-14-UB	91-15	31-15	30-15	---
G5									
2010-2007		Driver	C-22-UB	A-22-M	T-22-UB	91-22	31-22	30-22	---
		Pass	C-17-UB	A-17-M	T-17-UB	91-17	31-17	30-16	---
G6									
2010-2005		Driver	C-24-OE	A-24-M	---	---	---	30-24-OE	---
		Pass	C-21-OE	A-21-M	---	---	---	30-20-OE	---
G8									
2009-2008		Driver	C-26-OE	A-26-M	---	---	---	30-24-OE	---
		Pass	C-15-OE	A-15-M	---	---	---	---	---
GRAND AM									
2005-1999		Driver	C-22-UB	A-22-M	T-22-UB	91-22	31-22	30-22	---
		Pass	C-17-UB	A-17-M	T-17-UB	91-17	31-17	30-16	---
1998-1985		Front	C-19-UB	A-19-M	---	91-19	31-19	30-18	---
1980-1978		Front	C-18-UB	A-18-M	---	91-18	31-18	30-18	---
1975-1973		Front	C-16-UB	A-16-M	---	91-16	31-16	30-16	---








¹To replace OE-style blade, use included 7mm Bayonet connector; ²To install blade, use included 9x4mm Shim

			BEAM		HYBRID	CONVENTIONAL			SPECIALTY	
MAKE	MODEL									
Year	Notes	Pos								
PONTIAC (cont.)										
GRAND LEMANS										
1983-1978		Front	C-18-UB	A-18-M	---	91-18	31-18	30-18	---	
1977-1975		Front	C-16-UB	A-16-M	---	91-16	31-16	30-16	---	
GRAND PRIX										
2008-2006		Front	C-22-UB	A-22-M	T-22-UB	91-22	31-22	30-22	---	
2005-1997		Front	C-22-UB	A-22-M	T-22-UB	91-22	31-22	30-22	---	
1996-1988		Front	C-19-UB	A-20-M	---	91-20	31-20	30-20	---	
1987-1978		Front	C-18-UB	A-18-M	---	91-18	31-18	30-18	---	
1977-1973		Front	C-16-UB	A-16-M	---	91-16	31-16	30-16	---	
1972-1968 w/ Double Arm		Front	C-16-UB	A-16-M	---	91-16	31-16	30-16	---	
1967-1962		Front	C-15-UB ¹	---	---	91-15 ¹	31-15 ¹	30-15 ¹	---	
GRAND SAFARI										
1978-1971		Front	C-18-UB	A-18-M	---	91-18	31-18	30-18	---	
GRANDVILLE										
1975-1971		Front	C-18-UB	A-18-M	---	91-18	31-18	30-18	---	
GTO										
2006-2004		Driver	C-22-UB	A-22-M	T-22-UB	91-22	31-22	30-22	---	
		Pass	C-20-UB	A-20-M	T-20-UB	91-20	31-20	30-20	---	
1973-1968 w/ Double Arm		Front	C-16-UB	A-16-M	---	91-16	31-16	30-16	---	
1967-1964		Front	C-15-UB ¹	---	---	91-15 ¹	31-15 ¹	30-15 ¹	---	
J2000 (SUNBIRD)										
1985-1982		Front	C-16-UB	A-16-M	---	91-16	31-16	30-16	---	
LAURENTIAN										
1981-1976		Front	C-18-UB	A-18-M	---	91-18	31-18	30-18	---	
LEMANS										
1993-1988		Front	C-18-UB	A-18-M	T-18-UB	91-18	31-18	30-18	---	
1981-1978		Front	C-18-UB	A-18-M	---	91-18	31-18	30-18	---	
1977-1968		Front	C-16-UB	A-16-M	---	91-16	31-16	30-16	---	
1967-1963		Front	C-15-UB ¹	---	---	91-15 ¹	31-15 ¹	30-15 ¹	---	
MONTANA										
2009-2006		Driver	C-24-UB ²	A-24-M	T-24-UB	91-24 ²	31-24 ²	30-24 ²	---	
		Pass	C-22-UB ²	A-22-M	T-22-UB	91-22 ²	31-22 ²	30-22 ²	---	
		Rear	C-16-UB	A-16-M	T-16-UB	91-16	31-16	30-16	---	
2005		Rear	C-16-UB	A-16-M	T-16-UB	91-16	31-16	30-16	---	
		Base	Front	C-24-UB	A-24-M	T-24-UB	91-24	31-24	30-24	---
		SV6	Driver	C-24-UB ²	A-24-M	T-24-UB	91-24 ²	31-24 ²	30-24 ²	---
2004-1999		Pass	C-22-UB ²	A-22-M	T-22-UB	91-22 ²	31-22 ²	30-22 ²	---	
		Front	C-24-UB	A-24-M	T-24-UB	91-24	31-24	30-24	---	
		Rear	C-16-UB	A-16-M	T-16-UB	91-16	31-16	30-16	---	
OPTIMA										
1991-1988		Front	C-18-UB	A-18-M	T-18-UB	91-18	31-18	30-18	---	
PARISIENNE										
1986-1976		Front	C-18-UB	A-18-M	---	91-18	31-18	30-18	---	
PHOENIX										
1984-1980		Front	C-18-UB	A-18-M	---	91-18	31-18	30-18	---	
1979-1977		Front	C-16-UB	A-16-M	---	91-16	31-16	30-16	---	








¹To replace OE-style blade, use included 7mm Bayonet connector; ²To install blade, use included 9x4mm Shim

			BEAM		HYBRID	CONVENTIONAL		SPECIALTY	
MAKE	MODEL	Pos							
Year	Notes								
PONTIAC (cont.)									
PURSUIT									
2006-2005		Driver	C-22-UB	A-22-M	T-22-UB	91-22	31-22	30-22	---
		Pass	C-17-UB	A-17-M	T-17-UB	91-17	31-17	30-16	---
SAFARI									
1989-1987		Front	C-18-UB	A-18-M	---	91-18	31-18	30-18	---
1976		Front	C-18-UB	A-18-M	---	91-18	31-18	30-18	---
1970-1968		Front	C-18-UB	A-18-M	---	91-18	31-18	30-18	---
1965		Front	C-16-UB ¹	---	---	91-16 ¹	31-16 ¹	30-16 ¹	---
1964-1961	w/ Overlap Wipers	Front	C-18-UB ¹	---	---	91-18 ¹	31-18 ¹	30-18 ¹	---
	w/o Overlap Wipers	Front	C-15-UB ¹	---	---	91-15 ¹	31-15 ¹	30-15 ¹	---
SOLSTICE									
2009-2006		Driver	C-16-UB	A-16-M	T-16-UB	91-16	31-16	30-16	---
		Pass	C-22-UB	A-22-M	T-22-UB	91-22	31-22	30-22	---
STAR CHIEF									
1966-1965		Front	C-16-UB ¹	---	---	91-16 ¹	31-16 ¹	30-16 ¹	---
1964-1961	w/ Overlap Wipers	Front	C-18-UB ¹	---	---	91-18 ¹	31-18 ¹	30-18 ¹	---
	w/o Overlap Wipers	Front	C-15-UB ¹	---	---	91-15 ¹	31-15 ¹	30-15 ¹	---
SUNBIRD									
1994-1990		Front	C-17-UB	A-17-M	---	91-17	31-17	30-16	---
1989-1986		Front	C-16-UB	A-16-M	---	91-16	31-16	30-16	---
1980-1976		Front	C-16-UB ¹	---	---	91-16 ¹	31-16 ¹	30-16 ¹	---
SUNBURST									
1988-1985		Front	C-18-UB	A-18-M	---	91-18	31-18	30-18	---
		Rear	C-15-UB ⁴	A-15-M ⁴	---	91-15 ⁴	31-15 ⁴	30-15 ⁴	---
SUNFIRE									
2005-1995		Driver	C-22-UB	A-22-M	T-22-UB	91-22	31-22	30-22	---
		Pass	C-17-UB	A-17-M	T-17-UB	91-17	31-17	30-16	---
SUNRUNNER									
1997-1994		Front	C-17-UB	A-17-M	T-17-UB	91-17	31-17	30-16	---
T1000									
1987-1982		Front	C-16-UB	A-16-M	---	91-16	31-16	30-16	---
1981		Front	C-16-UB ¹	---	---	91-16 ¹	31-16 ¹	30-16 ¹	---
TEMPEST									
1991-1987		Front	C-19-UB ¹³	A-19-M ¹³	---	91-19 ¹³	31-19 ¹³	30-18 ¹³	---
1970-1968		Front	C-16-UB	A-16-M	---	91-16	31-16	30-16	---
1967-1961		Front	C-15-UB ¹	---	---	91-15 ¹	31-15 ¹	30-15 ¹	---
TORRENT									
2009-2006		Driver	C-24-UB	A-24-M	T-24-UB	91-24	31-24	30-24	---
		Pass	C-19-UB	A-19-M	T-19-UB	91-19	31-19	30-18	---
		Rear	C-15-UB	A-15-M	T-14-UB	91-15	31-15	30-15	---
TRANS SPORT									
1999-1997		Front	C-24-UB	A-24-M	T-24-UB	91-24	31-24	30-24	---
		Rear	C-16-UB	A-16-M	T-16-UB	91-16	31-16	30-16	---
1996-1990		Front	C-24-UB	A-24-M	---	91-24	31-24	30-24	---
		Rear	C-14-UB	A-14-M	---	91-14	31-14	30-13	---








¹To replace OE-style blade, use included 7mm Bayonet connector; ⁴To replace OEM blade use 2-Screw Bayonet Adapter (part number 48-08) - Not Included;
¹³To prevent possible scratched glass with replacement blade, modification of ramp arm finger of OEM wiper arm may be required

			BEAM		HYBRID	CONVENTIONAL		SPECIALTY	
MAKE	MODEL	Pos							
Year	Notes								
PONTIAC (cont.)									
VENTURA									
1977-1971		Front	C-16-UB	A-16-M	---	91-16	31-16	30-16	---
1961	w/ Overlap Wipers	Front	C-18-UB ¹	---	---	91-18 ¹	31-18 ¹	30-18 ¹	---
	w/o Overlap Wipers	Front	C-15-UB ¹	---	---	91-15 ¹	31-15 ¹	30-15 ¹	---
VIBE									
2010-2009		Driver	C-26-UB	A-26-M	T-26-UB	91-26	31-26	30-24	---
		Pass	C-17-UB	A-17-M	T-17-UB	91-17	31-17	30-16	---
		Rear	---	---	---	---	---	---	AR-11A
2008-2003		Driver	C-21-UB	A-21-M	T-21-UB	91-21	31-21	30-20	---
		Pass	C-18-UB	A-18-M	T-18-UB	91-18	31-18	30-18	---
		Rear	---	---	---	---	---	---	AR-11A
WAVE									
2008-2005		Driver	C-22-UB	A-22-M	T-22-UB	91-22	31-22	30-22	---
		Pass	C-19-UB	A-19-M	T-19-UB	91-19	31-19	30-18	---
		Rear	C-15-UB	A-15-M	T-14-UB	91-15	31-15	30-15	---
PORSCHE									
356C									
1965-1964	Convertible	Front	---	---	---	91-10	31-10	---	---
	Coupe	Front	---	---	---	91-11	31-11	---	---
356SC									
1965-1964	Convertible	Front	---	---	---	91-10	31-10	---	---
	Coupe	Front	---	---	---	91-11	31-11	---	---
911									
2015-2012		Driver	C-21-N	---	---	---	---	---	---
		Pass	C-22-N	---	---	---	---	---	---
2011-2006		Front	C-22-UB ²	A-22-M	T-22-UB	91-22 ²	31-22 ²	30-22 ²	---
		Rear	C-22-OE	A-22-M	---	---	---	30-22-OE	---
2005-1999		Front	C-22-UB ²	A-22-M	T-22-UB	91-22 ²	31-22 ²	30-22 ²	---
		Rear	C-22-UB	A-22-M	T-22-UB	91-22	31-22	30-22	---
1998-1995		Driver	C-15-UB	A-15-M	T-14-UB	91-15	31-15	30-15	---
		Pass	C-18-UB	A-18-M	T-18-UB	91-18	31-18	30-18	---
1994-1991		Front	---	---	---	91-13	31-13	30-13	---
924									
1988-1987		Front	C-19-UB	A-19-M	T-19-UB	91-19	31-19	30-18	---
1982-1977		Front	C-18-UB	A-18-M	T-18-UB	91-18	31-18	30-18	---
		Rear	C-19-UB ³	A-19-M ³	---	91-19 ³	31-19 ³	30-18 ³	---
928									
1995-1993		Front	C-19-UB ²	A-19-M	T-19-UB	91-19 ²	31-19 ²	---	---
		Rear	C-18-UB ³	A-18-M ³	---	91-18 ³	31-18 ³	30-18 ³	---
1991		Front	C-19-UB ²	A-19-M	T-19-UB	91-19 ²	31-19 ²	---	---
		Rear	C-19-UB ³	A-19-M ³	---	91-19 ³	31-19 ³	30-18 ³	---
1990-1985		Front	C-19-UB	A-19-M	T-19-UB	91-19	31-19	30-18	---
		Rear	C-19-UB ³	A-19-M ³	---	91-19 ³	31-19 ³	30-18 ³	---
1984-1978		Front	C-18-UB	A-18-M	T-18-UB	91-18	31-18	30-18	---
		Rear	C-19-UB ³	A-19-M ³	---	91-19 ³	31-19 ³	30-18 ³	---








¹To replace OE-style blade, use included 7mm Bayonet connector; ²To install blade, use included 9x4mm Shim; ³To replace OEM blade use Double End Pin Adapter (part number 48-05) - Not Included

			BEAM		HYBRID	CONVENTIONAL		SPECIALTY	
MAKE	MODEL	Pos							
Year	Notes								
PORSCHÉ (cont.)									
944									
1991-1985	Front	C-19-UB	A-19-M	T-19-UB	91-19	31-19	30-18	---	
	Rear	C-19-UB ³	A-19-M ³	---	91-19 ³	31-19 ³	30-18 ³	---	
1984-1983	Front	C-18-UB	A-18-M	T-18-UB	91-18	31-18	30-18	---	
	Rear	C-19-UB ³	A-19-M ³	---	91-19 ³	31-19 ³	30-18 ³	---	
968									
1995-1992	Front	C-19-UB ²	A-19-M	T-19-UB	91-19 ²	31-19 ²	---	---	
	Rear	C-20-UB	A-20-M	T-20-UB	91-20	31-20	30-20	---	
BOXSTER									
2014-2013	Driver	C-21-N	---	---	---	---	---	---	
	Pass	C-22-N	---	---	---	---	---	---	
2012-1997	Front	C-22-UB	A-22-M	T-22-UB	91-22	31-22	30-22	---	
CARRERA									
1964-1963	Front	---	---	---	91-11	31-11	---	---	
CARRERA GT									
2005-2004	Front	C-22-UB ²	A-22-M	T-22-UB	91-22 ²	31-22 ²	30-22 ²	---	
CAYENNE									
2014-2012	Front	C-24-OE	A-24-M	---	---	---	30-24-OE	---	
2011-2008	Front	C-26-OE	A-26-M	---	---	---	30-24-OE	---	
2006-2003	Front	C-26-OE	A-26-M	---	---	---	30-24-OE	---	
CAYMAN									
2014	Driver	C-21-N	---	---	---	---	---	---	
	Pass	C-22-N	---	---	---	---	---	---	
2012-2006	Front	C-22-UB	A-22-M	T-22-UB	91-22	31-22	30-22	---	
MACAN									
2015	Driver	C-24-N	---	---	---	---	---	---	
	Pass	C-20-N	---	---	---	---	---	---	
	Rear	C-15-OE	A-16-M	---	---	---	---	---	
PANAMERA									
2014	Driver	C-24-N	---	---	---	---	---	---	
	Pass	C-20-N	---	---	---	---	---	---	
2013-2010	Driver	C-24-UB	A-24-M	T-24-UB	91-24	31-24	30-24	---	
	Pass	C-21-UB	A-21-M	T-21-UB	91-21	31-21	30-20	---	
RAM									
C/V									
2014-2012	Driver	C-26-UB ²	A-26-M	T-26-UB	91-26 ²	31-26 ²	30-24 ²	---	
	Pass	C-20-UB	A-20-M	T-20-UB	91-20	31-20	30-20	---	
DAKOTA									
2011	Front	C-21-UB ²	A-21-M	T-21-UB	91-21 ²	31-21 ²	30-20 ²	---	
PROMASTER SERIES VAN									
2014	Driver	C-26-UB	A-26-M	T-26-UB	91-26	31-26	30-24	---	
	Pass	C-22-UB	A-22-M	T-22-UB	91-22	31-22	30-22	---	
TRUCK									
2014-2011	Front	C-22-UB	A-22-M	T-22-UB	91-22	31-22	30-22	---	








²To install blade, use included 9x4mm Shim; ³To replace OEM blade use Double End Pin Adapter (part number 48-05) - Not Included

			BEAM		HYBRID	CONVENTIONAL			SPECIALTY
MAKE	MODEL								
Year	Notes	Pos							
RENAULT									
4CV									
1962-1950		Front	---	---	---	---	---	---	20-09
ALLIANCE									
1987-1983		Front	C-18-UB	A-18-M	---	91-18	31-18	30-18	---
CARAVELLE									
1966-1962		Front	---	---	---	---	31-12	30-11	20-12 ⁶
1961-1960		Front	---	---	---	91-11	31-11	30-11	---
DAUPHINE									
1966-1962		Front	---	---	---	91-11 ⁸	31-11 ⁸	30-11 ⁸	---
1961-1957		Front	---	---	---	91-11	31-11	30-11	---
ENCORE									
1986-1984		Front	C-18-UB	A-18-M	---	91-18	31-18	30-18	---
FREGATE									
1954-1953		Front	---	---	---	---	---	---	20-09
FUEGO									
1985-1982		Front	C-16-UB	A-16-M	T-16-UB	91-16	31-16	30-16	---
GORDINI									
1962		Front	---	---	---	91-11 ⁸	31-11 ⁸	30-11 ⁸	---
1961		Front	---	---	---	91-11	31-11	30-11	---
LECAR (R5)									
1986		Front	---	---	---	91-13	31-13	30-13	---
		Rear	---	---	---	91-13	31-13	30-13	---
1985-1977		Front	---	---	---	91-13 ¹	31-13 ¹	30-13 ¹	---
		Rear	---	---	---	91-13 ¹	31-13 ¹	30-13 ¹	---
1976		Front	---	---	---	91-13	31-13	30-13	---
		Rear	---	---	---	91-13	31-13	30-13	---
R10									
1971-1967		Front	---	---	---	---	31-13	30-13	---
R12									
1977-1974		Front	C-15-UB ¹	---	---	91-15 ¹	31-15 ¹	30-15 ¹	---
1973-1971		Front	C-16-UB ¹	---	---	91-16 ¹	31-16 ¹	30-16 ¹	---
R15									
1976-1972		Front	C-16-UB	A-16-M	T-16-UB	91-16	31-16	30-16	---
R16									
1972-1969		Front	C-14-UB ¹	---	---	91-14 ¹	31-14 ¹	30-13 ¹	---
R17									
1979-1972		Front	C-16-UB	A-16-M	T-16-UB	91-16	31-16	30-16	---
R18									
1981		Front	C-16-UB	A-16-M	T-16-UB	91-16	31-16	30-16	---
R18I									
1986-1981		Front	C-16-UB	A-16-M	T-16-UB	91-16	31-16	30-16	---
R8									
1966-1963		Front	---	---	---	91-13 ¹	31-13 ¹	30-13 ¹	---








¹To replace OE-style blade, use included 7mm Bayonet connector; ⁶To replace OEM blade use included 5mm Bayonet to Dead Locker Rectifier (part number 47-63); ⁸To replace blade use Wiper Arm listed separately

			BEAM		HYBRID	CONVENTIONAL		SPECIALTY	
MAKE	MODEL	Pos							
Year	Notes								
ROLLS ROYCE									
ALL									
1965-1949		Front	---	---	---	91-10	31-10	---	---
CAMARGUE									
1987-1975		Front	C-18-UB ³	A-18-M ³	---	91-18 ³	31-18 ³	30-18 ³	---
CORNICHE									
2002-2000		Front	C-22-UB	A-22-M	T-22-UB	91-22	31-22	30-22	---
1995-1993		Driver	C-16-UB	A-16-M	T-16-UB	91-16	31-16	30-16	---
		Pass	C-14-UB	A-14-M	T-14-UB	91-14	31-14	30-13	---
1992-1971		Front	C-14-UB ³	A-14-M ³	---	91-14 ³	31-14 ³	30-13 ³	---
FLYING SPUR									
1995		Front	C-18-UB	A-18-M	T-18-UB	91-18	31-18	30-18	---
GHOST									
2013-2012		Driver	C-26-N	---	---	---	---	---	---
		Pass	C-19-N	---	---	---	---	---	---
PARK WARD									
2002		Front	C-24-UB	A-24-M	T-24-UB	91-24	31-24	30-24	---
PHANTOM									
2008-2004		Front	C-24-UB	A-24-M	T-24-UB	91-24	31-24	30-24	---
1967-1966		Front	---	---	---	91-10	31-10	---	---
SILVER DAWN									
1997-1995		Front	C-18-UB	A-18-M	T-18-UB	91-18	31-18	30-18	---
SILVER SERAPH									
2002-1999		Front	C-24-UB	A-24-M	T-24-UB	91-24	31-24	30-24	---
SILVER SHADOW									
1976-1966		Front	C-14-UB ¹	---	---	91-14 ¹	31-14 ¹	30-13 ¹	---
SILVER SHADOW II									
1980-1977		Front	C-14-UB ¹	---	---	91-14 ¹	31-14 ¹	30-13 ¹	---
SILVER SPIRIT									
1995-1985		Front	C-18-UB	A-18-M	T-18-UB	91-18	31-18	30-18	---
1984-1981		Front	C-18-UB ³	A-18-M ³	---	91-18 ³	31-18 ³	30-18 ³	---
SILVER SPUR									
1998-1989		Front	C-18-UB	A-18-M	T-18-UB	91-18	31-18	30-18	---
1988-1981		Front	C-18-UB ³	A-18-M ³	---	91-18 ³	31-18 ³	30-18 ³	---
SILVER WRAITH II									
1980-1977		Front	C-14-UB ¹	---	---	91-14 ¹	31-14 ¹	30-13 ¹	---
TOURING LIMOUSINE									
1994		Front	C-18-UB	A-18-M	T-18-UB	91-18	31-18	30-18	---
ROVER									
2000									
1973-1964		Front	C-14-UB ¹	---	---	91-14 ¹	31-14 ¹	30-13 ¹	---
3500									
1980		Front	C-17-UB ³	A-17-M ³	---	91-17 ³	31-17 ³	30-16 ³	---
1974-1969		Front	C-14-UB ¹	---	---	91-14 ¹	31-14 ¹	30-13 ¹	---








¹To replace OE-style blade, use included 7mm Bayonet connector; ³To replace OEM blade use Double End Pin Adapter (part number 48-05) - Not Included

			BEAM		HYBRID	CONVENTIONAL			SPECIALTY
MAKE	MODEL	Pos							
Year	Notes								
SAAB									
ALL									
1966-1958		Front	---	---	---	---	---	---	20-11
9-2X									
2006-2005		Driver	C-22-UB	A-22-M	T-22-UB	91-22	31-22	30-22	---
		Pass	C-17-UB	A-17-M	T-17-UB	91-17	31-17	30-16	---
		Rear	---	---	---	---	---	---	AR-14B
9-3									
2011-2008		Front	C-22-OE	A-22-M	---	---	---	30-22-OE	---
2007-2004		Front	C-22-UB ²	A-22-M	T-22-UB	91-22 ²	31-22 ²	30-22 ²	---
2003	Convertible	Front	C-21-UB	A-21-M	T-21-UB	91-21	31-21	30-20	---
	Sedan	Front	C-22-UB ²	A-22-M	T-22-UB	91-22 ²	31-22 ²	30-22 ²	---
2002-1999		Front	C-21-UB	A-21-M	T-21-UB	91-21	31-21	30-20	---
		Rear	C-20-UB	A-20-M	T-20-UB	91-20	31-20	30-20	---
9-3X									
2011-2010		Front	C-22-OE	A-22-M	---	---	---	30-22-OE	---
9-4X									
2011		Driver	C-26-OE	A-26-M	---	---	---	30-24-OE	---
		Pass	C-17-OE	A-17-M	---	---	---	---	---
9-5									
2011-2010		Driver	C-24-UB	A-24-M	T-24-UB	91-24	31-24	30-24	---
		Pass	C-21-UB	A-21-M	T-21-UB	91-21	31-21	30-20	---
2009-2008		Front	C-22-OE ¹⁷	---	---	---	---	30-22-OE ¹⁷	---
2007-2006		Front	C-22-UB	A-22-M	T-22-UB	91-22	31-22	30-22	---
2005-2001		Front	C-22-UB	A-22-M	T-22-UB	91-22	31-22	30-22	---
		Rear	---	---	---	---	---	---	AR-14D
2000-1999		Front	C-22-UB	A-22-M	T-22-UB	91-22	31-22	30-22	---
		Rear	C-14-UB	A-14-M	T-14-UB	91-14	31-14	30-13	---
9-7X									
2009-2005		Front	C-22-UB	A-22-M	T-22-UB	91-22	31-22	30-22	---
		Rear	---	---	---	---	---	---	AR-12E
900									
1998-1995		Front	C-21-UB	A-21-M	T-21-UB	91-21	31-21	30-20	---
		Rear	C-20-UB	A-20-M	T-20-UB	91-20	31-20	30-20	---
1994	Convertible	Front	C-18-UB	A-18-M	T-18-UB	91-18	31-18	30-18	---
	Hatchback	Front	C-21-UB	A-21-M	T-21-UB	91-21	31-21	30-20	---
		Rear	C-20-UB	A-20-M	T-20-UB	91-20	31-20	30-20	---
1993-1991	Convertible	Front	C-18-UB	A-18-M	T-18-UB	91-18	31-18	30-18	---
	Hatchback	Front	C-16-UB	A-16-M	T-16-UB	91-16	31-16	30-16	---
	Sedan	Front	C-16-UB	A-16-M	T-16-UB	91-16	31-16	30-16	---
1990-1979		Front	C-16-UB	A-16-M	T-16-UB	91-16	31-16	30-16	---
9000									
1998-1986		Front	C-21-UB	A-21-M	T-21-UB	91-21	31-21	30-20	---
95									
1973-1968		Front	C-14-UB ¹	---	---	91-14 ¹	31-14 ¹	30-13 ¹	---
1967		Front	---	---	---	---	---	---	20-11








¹To replace OE-style blade, use included 7mm Bayonet connector; ²To install blade, use included 9x4mm Shim; ¹⁷To replace OEM blade use Flat Bayonet Adapter (part number MC13) - Not Included

			BEAM		HYBRID	CONVENTIONAL		SPECIALTY	
MAKE	MODEL	Pos							
Year	Notes								
SAAB (cont.)									
96									
1973-1968		Front	C-14-UB ¹	---	---	91-14 ¹	31-14 ¹	30-13 ¹	---
1967		Front	---	---	---	---	---	---	20-11
99									
1980-1969		Front	C-15-UB ¹	---	---	91-15 ¹	31-15 ¹	30-15 ¹	---
MONTE CARLO									
1967		Front	---	---	---	---	---	---	20-11
SONETT									
1974-1972		Front	C-15-UB ¹	---	---	91-15 ¹	31-15 ¹	30-15 ¹	---
1971-1967		Front	---	---	---	91-13 ¹	31-13 ¹	30-13 ¹	---
SALEEN									
S7									
2006-2005	Driver		C-21-UB	A-21-M	T-21-UB	91-21	31-21	30-20	---
	Pass		C-20-UB	A-20-M	T-20-UB	91-20	31-20	30-20	---
SATURN									
ASTRA									
2009-2008	Driver		C-22-OE	A-22-M	---	---	---	30-22-OE	---
	Pass		C-18-OE	A-18-M	---	---	---	30-18-OE	---
AURA									
2009-2007	Driver		C-24-OE	A-24-M	---	---	---	30-24-OE	---
	Pass		C-21-OE	A-21-M	---	---	---	30-20-OE	---
ION									
2007-2003	Driver		C-22-UB	A-22-M	T-22-UB	91-22	31-22	30-22	---
	Pass		C-19-UB	A-19-M	T-19-UB	91-19	31-19	30-18	---
L-SERIES									
2005	Front		C-19-UB	A-19-M	T-19-UB	91-19	31-19	30-18	---
2004-2000	Front		C-19-UB	A-19-M	T-19-UB	91-19	31-19	30-18	---
	Rear		---	---	---	91-13	31-13	30-13	---
OUTLOOK									
2010-2007	Driver		C-24-OE	A-24-M	---	---	---	30-24-OE	---
	Pass		C-21-OE	A-21-M	---	---	---	30-20-OE	---
RELAY									
2007-2005	Driver		C-24-UB ²	A-24-M	T-24-UB	91-24 ²	31-24 ²	30-24 ²	---
	Pass		C-22-UB ²	A-22-M	T-22-UB	91-22 ²	31-22 ²	30-22 ²	---
	Rear		C-16-UB	A-16-M	T-16-UB	91-16	31-16	30-16	---
S-SERIES									
2002	Driver		C-22-UB	A-22-M	T-22-UB	91-22	31-22	30-22	---
	Pass		C-21-UB	A-21-M	T-21-UB	91-21	31-21	30-20	---
2001-1993	Driver		C-22-UB	A-22-M	T-22-UB	91-22	31-22	30-22	---
	Pass		C-21-UB	A-21-M	T-21-UB	91-21	31-21	30-20	---
	Rear		C-16-UB	A-16-M	T-16-UB	91-16	31-16	30-16	---
1992-1991	Driver		C-22-UB	A-22-M	T-22-UB	91-22	31-22	30-22	---
	Pass		C-21-UB	A-21-M	T-21-UB	91-21	31-21	30-20	---








¹To replace OE-style blade, use included 7mm Bayonet connector; ²To install blade, use included 9x4mm Shim

			BEAM		HYBRID	CONVENTIONAL			SPECIALTY
MAKE	MODEL	Pos							
Year	Notes								
SATURN (cont.)									
SKY									
2010-2007		Driver	C-16-UB	A-16-M	T-16-UB	91-16	31-16	30-16	---
		Pass	C-22-UB	A-22-M	T-22-UB	91-22	31-22	30-22	---
VUE									
2010-2008		Driver	C-24-UB	A-24-M	T-24-UB	91-24	31-24	30-24	---
		Pass	C-16-UB	A-16-M	T-16-UB	91-16	31-15	30-15	---
2007-2002		Driver	C-24-UB	A-24-M	T-24-UB	91-24	31-24	30-24	---
		Pass	C-19-UB	A-19-M	T-19-UB	91-19	31-19	30-18	---
		Rear	---	---	---	91-11	31-11	---	---
SCION									
FR-S									
2014-2013		Driver	C-22-UB	A-22-M	T-22-UB	91-22	31-22	30-22	---
		Pass	C-20-UB	A-20-M	T-20-UB	91-20	31-20	30-20	---
IQ									
2014-2012		Driver	C-24-UB	A-24-M	T-24-UB	91-24	31-24	30-24	---
		Pass	C-18-UB	A-18-M	T-18-UB	91-18	31-18	30-18	---
		Rear	---	---	---	---	---	---	AR-11A
TC									
2014-2011		Driver	C-24-UB	A-24-M	T-24-UB	91-24	31-24	30-24	---
		Pass	C-18-UB	A-18-M	T-18-UB	91-18	31-18	30-18	---
2010-2005		Driver	C-26-UB	A-26-M	T-26-UB	91-26	31-26	30-24	---
		Pass	C-16-UB	A-16-M	T-16-UB	91-16	31-16	30-16	---
XA									
2006-2004		Driver	C-24-UB	A-24-M	T-24-UB	91-24	31-24	30-24	---
		Pass	C-16-UB	A-16-M	T-16-UB	91-16	31-16	30-16	---
		Rear	---	---	---	---	---	---	AR-12A
XB									
2014-2008		Driver	C-22-UB	A-22-M	T-22-UB	91-22	31-22	30-22	---
		Pass	C-20-UB	A-20-M	T-20-UB	91-20	31-20	30-20	---
		Rear	---	---	---	---	---	---	AR-14A
2006-2004		Front	C-20-UB	A-20-M	T-20-UB	91-20	31-20	30-20	---
XD									
2014-2008		Driver	C-26-UB	A-26-M	T-26-UB	91-26	31-26	30-24	---
		Pass	C-14-UB	A-14-M	T-14-UB	91-14	31-14	30-13	---
SHELBY									
COBRA									
1967-1962		Front	C-16-UB ¹	---	---	91-16 ¹	31-16 ¹	30-16 ¹	---
SERIES 1									
2000-1999		Front	C-20-UB	A-20-M	T-20-UB	91-20	31-20	30-20	---
SIMCA									
1000									
1968-1963		Front	---	---	---	91-11	31-11	30-11	---
1118									
1971-1969		Front	---	---	---	91-11	31-11	30-11	---








¹To replace OE-style blade, use included 7mm Bayonet connector

			BEAM		HYBRID	CONVENTIONAL		SPECIALTY	
									
MAKE	MODEL	Pos							
Year	Notes								
SIMCA (cont.)									
1204									
1971-1969		Front	---	---	---	91-13 ¹	31-13 ¹	30-13 ¹	---
5									
1968-1962		Front	---	---	---	91-10	31-10	---	---
ARIANE									
1961-1959		Front	---	---	---	91-11	31-11	30-11	---
ARONDE									
1961-1951		Front	---	---	---	91-10	31-10	---	---
CINQ									
1950		Front	---	---	---	91-11	31-11	30-11	---
HUIT									
1952-1950		Front	---	---	---	91-11	31-11	30-11	---
SIX									
1950		Front	---	---	---	91-11	31-11	30-11	---
VEDETTE									
1961-1956		Front	---	---	---	91-11	31-11	30-11	---
SINGER									
GAZELLE									
1958-1957		Front	---	---	---	91-11	31-11	30-11	---
SMART									
FORTWO									
2014-2007	Driver		C-22-OE	A-22-M	---	---	---	30-22-OE	---
	Pass		C-21-OE	A-21-M	---	---	---	30-20-OE	---
2006-2005	Front		C-21-UB	A-21-M	T-21-UB	91-21	31-21	30-20	---
	Rear		---	---	---	91-13	31-13	30-13	---
STANDARD									
VANGUARD									
1952-1950		Front	---	---	---	---	---	---	20-09
STERLING									
825									
1988-1987		Front	C-19-UB	A-19-M	T-19-UB	91-19	31-19	30-18	---
827									
1991-1989		Front	C-19-UB	A-19-M	T-19-UB	91-19	31-19	30-18	---
STUDEBAKER									
ALL CARS									
1966-1965		Front	C-15-UB ¹	---	---	91-15 ¹	31-15 ¹	30-15 ¹	---
1964		Front	C-15-UB ¹	---	---	91-15 ¹	31-15 ¹	30-11	20-12 ⁶
1963		Front	C-15-UB ¹	---	---	91-15 ¹	31-12	30-15 ¹	20-12 ⁶
1962-1956		Front	---	---	---	---	31-12	30-11	20-12 ⁶
1955	Original Style (Wrist Action) Arm	Front	---	---	---	---	---	---	20-11 ²⁶
	Replacement Style (Bayonet) Arm	Front	---	---	---	91-11 ²⁶	31-11 ²⁶	30-11 ²⁶	20-11 ^{14,26}
	w/ Wrap Around Windshield	Front	---	---	---	---	31-12	30-11	20-12 ⁶
1954-1953	Original Style (Wrist Action) Arm	Front	---	---	---	---	---	---	20-11
	Replacement Style (Bayonet) Arm	Front	---	---	---	91-11	31-11	30-11	20-11 ¹⁴
1952		Front	---	---	---	---	---	---	20-10








¹To replace OE-style blade, use included 7mm Bayonet connector; ⁶To replace OEM blade use included 5mm Bayonet to Dead Locker Rectifier (part number 47-63); ¹⁴To replace blade, use 5mm Bayonet to Dead-Locker Rectifier (part number 47-63) - Not Included; ²⁶w/o Wrap Around Windshield

			BEAM		HYBRID	CONVENTIONAL			SPECIALTY
MAKE	MODEL	Pos							
Year	Notes								
STUDEBAKER (cont.)									
ALL CARS (cont.)									
1951	w/ Curved Windshield	Front	---	---	---	---	---	---	20-10
	w/ Flat Windshield	Front	---	---	---	---	---	---	20-11
1950-1947		Front	---	---	---	---	---	---	20-10
1946	Champion	Front	---	---	---	---	---	---	20-10
	Except Champion	Front	---	---	---	---	---	---	20-09
ALL TRUCKS									
1964-1960	Champ	Front	---	---	---	---	31-12	30-11	20-12 ⁶
	All Others	Front	---	---	---	---	---	---	20-10
1959-1949		Front	---	---	---	---	---	---	20-10
1948-1941		Front	---	---	---	---	---	---	20-09
1937	Except J-5	Front	---	---	---	---	---	---	20-09
1936-1935		Front	---	---	---	---	---	---	20-09
1934	T-6, T-8	Front	---	---	---	---	---	---	20-09
SUBARU									
BAJA									
2006-2003		Driver	C-22-UB	A-22-M	T-22-UB	91-22	31-22	30-22	---
		Pass	C-20-UB	A-20-M	T-20-UB	91-20	31-20	30-20	---
BRAT									
1987-1982		Front	C-17-UB ³	A-17-M ³	---	91-17 ³	31-17 ³	30-16 ³	---
1981-1978		Front	C-14-UB ¹	---	---	91-14 ¹	31-14 ¹	30-13 ¹	---
BRZ									
2014-2013		Driver	C-22-UB	A-22-M	T-22-UB	91-22	31-22	30-22	---
		Pass	C-20-UB	A-20-M	T-20-UB	91-20	31-20	30-20	---
DELUXE									
1973-1972		Front	---	---	---	91-13 ¹	31-13 ¹	30-13 ¹	---
DL									
1989-1985		Front	C-17-UB ⁴	A-17-M ⁴	---	91-17 ⁴	31-17 ⁴	30-16 ⁴	---
	Sedan	Rear	C-19-UB ⁴	A-19-M ⁴	---	91-19 ⁴	31-19 ⁴	30-18 ⁴	---
	Wagon	Rear	C-16-UB ¹	---	---	91-16 ¹	31-16 ¹	30-16 ¹	---
1984-1980		Front	C-16-UB ³	A-16-M ³	---	91-16 ³	31-16 ³	30-16 ³	---
		Rear	C-14-UB ³	A-14-M ³	---	91-14 ³	31-14 ³	30-13 ³	---
1979-1975		Front	C-14-UB ¹	---	---	91-14 ¹	31-14 ¹	30-13 ¹	---
		Rear	---	---	---	91-12	31-12	30-11	---
1974		Front	---	---	---	91-13 ¹	31-13 ¹	30-13 ¹	---
FE									
1979		Front	C-14-UB ¹	---	---	91-14 ¹	31-14 ¹	30-13 ¹	---
		Rear	---	---	---	91-12	31-12	30-11	---
FORESTER									
2015-2014		Driver	C-26-UB	A-26-M	T-26-UB	91-26	31-26	30-24	---
		Pass	C-17-UB	A-17-M	T-17-UB	91-17	31-17	30-16	---
		Rear	---	---	---	---	---	---	AR-14B
2013-2009		Driver	C-24-UB	A-24-M	T-24-UB	91-24	31-24	30-24	---
		Pass	C-18-UB	A-18-M	T-18-UB	91-18	31-18	30-18	---
		Rear	---	---	---	---	---	---	AR-14B
2008-2006		Driver	C-22-UB	A-22-M	T-22-UB	91-22	31-22	30-22	---
		Pass	C-19-UB	A-19-M	T-19-UB	91-19	31-19	30-18	---
		Rear	---	---	---	---	---	---	AR-14B








¹To replace OE-style blade, use included 7mm Bayonet connector; ³To replace OEM blade use Double End Pin Adapter (part number 48-05) - Not Included; ⁴To replace OEM blade use 2-Screw Bayonet Adapter (part number 48-08) - Not Included; ⁶To replace OEM blade use included 5mm Bayonet to Dead Locker Rectifier (part number 47-63)

			BEAM		HYBRID	CONVENTIONAL		SPECIALTY	
MAKE	MODEL	Pos							
Year	Notes								
SUBARU (cont.)									
FORESTER (cont.)									
2005-2003		Driver	C-22-UB	A-22-M	T-22-UB	91-22	31-22	30-22	---
		Pass	C-19-UB	A-19-M	T-19-UB	91-19	31-19	30-18	---
		Rear	---	---	---	---	---	---	AR-16B
2002-1998		Driver	C-21-UB	A-21-M	T-21-UB	91-21	31-21	30-20	---
		Pass	C-19-UB	A-19-M	T-19-UB	91-19	31-19	30-18	---
		Rear	C-16-UB	A-16-M	T-16-UB	91-16	31-16	30-16	---
GF									
1979-1975		Front	C-14-UB ¹	---	---	91-14 ¹	31-14 ¹	30-13 ¹	---
GL									
1989-1987	Hatchback	Front	C-19-UB ⁴	A-19-M ⁴	---	91-19 ⁴	31-19 ⁴	30-18 ⁴	---
	Sedan	Front	C-17-UB ⁴	A-17-M ⁴	---	91-17 ⁴	31-17 ⁴	30-16 ⁴	---
		Rear	C-19-UB ⁴	A-19-M ⁴	---	91-19 ⁴	31-19 ⁴	30-18 ⁴	---
		Wagon	Front	C-17-UB ⁴	A-17-M ⁴	---	91-17 ⁴	31-17 ⁴	30-16 ⁴
		Rear	C-16-UB ¹	---	---	91-16 ¹	31-16 ¹	30-16 ¹	---
1986-1985		Front	C-17-UB ⁴	A-17-M ⁴	---	91-17 ⁴	31-17 ⁴	30-16 ⁴	---
	Hatchback	Rear	C-19-UB ⁴	A-19-M ⁴	---	91-19 ⁴	31-19 ⁴	30-18 ⁴	---
	Sedan	Rear	C-19-UB ⁴	A-19-M ⁴	---	91-19 ⁴	31-19 ⁴	30-18 ⁴	---
	Wagon	Rear	C-16-UB ¹	---	---	91-16 ¹	31-16 ¹	30-16 ¹	---
1984-1980		Front	C-16-UB ³	A-16-M ³	---	91-16 ³	31-16 ³	30-16 ³	---
		Rear	C-14-UB ³	A-14-M ³	---	91-14 ³	31-14 ³	30-13 ³	---
1979		Front	C-14-UB ¹	---	---	91-14 ¹	31-14 ¹	30-13 ¹	---
		Rear	---	---	---	91-12	31-12	30-11	---
1975		Front	C-14-UB ¹	---	---	91-14 ¹	31-14 ¹	30-13 ¹	---
		Rear	---	---	---	91-12	31-12	30-11	---
1974-1972		Front	---	---	---	91-13 ¹	31-13 ¹	30-13 ¹	---
GLF									
1982-1980		Front	C-16-UB ³	A-16-M ³	---	91-16 ³	31-16 ³	30-16 ³	---
IMPREZA									
2015		Driver	C-26-UB	A-26-M	T-26-UB	91-26	31-26	30-24	---
		Pass	C-16-UB	A-16-M	T-16-UB	91-16	31-16	30-16	---
2014-2013		Driver	C-26-UB	A-26-M	T-26-UB	91-26	31-26	30-24	---
		Pass	C-16-UB	A-16-M	T-16-UB	91-16	31-16	30-16	---
	Wagon	Rear	---	---	---	---	---	---	AR-16B
2012		Driver	C-24-UB	A-24-M	T-24-UB	91-24	31-24	30-24	---
		Pass	C-16-UB	A-16-M	T-16-UB	91-16	31-16	30-16	---
	Except WRX	Rear	---	---	---	---	---	---	AR-12B
	WRX	Rear	---	---	---	---	---	---	AR-16B
2011-2009		Driver	C-24-UB	A-24-M	T-24-UB	91-24	31-24	30-24	---
		Pass	C-16-UB	A-16-M	T-16-UB	91-16	31-16	30-16	---
	Wagon	Rear	---	---	---	---	---	---	AR-16B
2008		Driver	C-24-UB	A-24-M	T-24-UB	91-24	31-24	30-24	---
		Pass	C-16-UB	A-16-M	T-16-UB	91-16	31-16	30-16	---
	Wagon, Early Production	Rear	---	---	---	---	---	---	AR-14B
	Wagon, Late Production	Rear	---	---	---	---	---	---	AR-16B
2007-2004		Driver	C-22-UB	A-22-M	T-22-UB	91-22	31-22	30-22	---
		Pass	C-17-UB	A-17-M	T-17-UB	91-17	31-17	30-16	---
	Wagon	Rear	---	---	---	---	---	---	AR-14B








¹To replace OE-style blade, use included 7mm Bayonet connector; ³To replace OEM blade use Double End Pin Adapter (part number 48-05) - Not Included; ⁴To replace OEM blade use 2-Screw Bayonet Adapter (part number 48-08) - Not Included

			BEAM		HYBRID	CONVENTIONAL		SPECIALTY	
MAKE	MODEL								
Year	Notes	Pos							
SUBARU (cont.)									
IMPREZA (cont.)									
2003-2002		Driver	C-22-UB	A-22-M	T-22-UB	91-22	31-22	30-22	---
		Pass	C-17-UB	A-17-M	T-17-UB	91-17	31-17	30-16	---
		Rear	C-15-UB	A-15-M	T-14-UB	91-15	31-15	30-15	---
2001-1993		Driver	C-21-UB	A-21-M	T-21-UB	91-21	31-21	30-20	---
		Pass	C-18-UB	A-18-M	T-18-UB	91-18	31-18	30-18	---
		Rear	C-15-UB	A-15-M	T-14-UB	91-15	31-15	30-15	---
JUSTY									
1995-1989		Driver	C-18-UB	A-18-M	T-18-UB	91-18	31-18	30-18	---
		Pass	C-17-UB	A-17-M	T-17-UB	91-17	31-17	30-16	---
		Rear	C-15-UB	A-15-M	T-14-UB	91-15	31-15	30-15	---
1988-1987		Front	C-17-UB ³	A-17-M ³	---	91-17 ³	31-17 ³	30-16 ³	---
		Rear	C-14-UB ¹	---	---	91-14 ¹	31-14 ¹	30-13 ¹	---
LEGACY									
2014-2010		Driver	C-26-UB	A-26-M	T-26-UB	91-26	31-26	30-24	---
		Pass	C-19-UB	A-19-M	T-19-UB	91-19	31-19	30-18	---
2009		Driver	C-24-UB	A-24-M	T-24-UB	91-24	31-24	30-24	---
		Pass	C-18-UB	A-18-M	T-18-UB	91-18	31-18	30-18	---
2008-2005		Driver	C-24-UB	A-24-M	T-24-UB	91-24	31-24	30-24	---
		Pass	C-18-UB	A-18-M	T-18-UB	91-18	31-18	30-18	---
	Wagon	Rear	---	---	---	---	---	---	AR-14B
2004-2000		Driver	C-22-UB	A-22-M	T-22-UB	91-22	31-22	30-22	---
		Pass	C-20-UB	A-20-M	T-20-UB	91-20	31-20	30-20	---
		Rear	C-15-UB	A-15-M	T-14-UB	91-15	31-15	30-15	---
1999-1995		Driver	C-21-UB	A-21-M	T-21-UB	91-21	31-21	30-20	---
		Pass	C-19-UB	A-19-M	T-19-UB	91-19	31-19	30-18	---
		Rear	C-16-UB	A-16-M	T-16-UB	91-16	31-16	30-16	---
1994-1990		Driver	C-20-UB	A-20-M	T-20-UB	91-20	31-20	30-20	---
		Pass	C-18-UB	A-18-M	T-18-UB	91-18	31-18	30-18	---
		Rear	C-16-UB	A-16-M	T-16-UB	91-16	31-16	30-16	---
LOYALE									
1994-1990		Front	C-17-UB ⁴	A-17-M ⁴	---	91-17 ⁴	31-17 ⁴	30-16 ⁴	---
		Rear	C-16-UB ¹	---	---	91-16 ¹	31-16 ¹	30-16 ¹	---
OUTBACK									
2014-2010		Driver	C-26-UB	A-26-M	T-26-UB	91-26	31-26	30-24	---
		Pass	C-19-UB	A-19-M	T-19-UB	91-19	31-19	30-18	---
		Rear	---	---	---	---	---	---	AR-14B
2009-2005		Driver	C-24-UB	A-24-M	T-24-UB	91-24	31-24	30-24	---
		Pass	C-18-UB	A-18-M	T-18-UB	91-18	31-18	30-18	---
		Rear	---	---	---	---	---	---	AR-14B
2004-2000		Driver	C-22-UB	A-22-M	T-22-UB	91-22	31-22	30-22	---
		Pass	C-20-UB	A-20-M	T-20-UB	91-20	31-20	30-20	---
		Rear	C-15-UB	A-15-M	T-14-UB	91-15	31-15	30-15	---
RX									
1989-1987		Front	C-17-UB ⁴	A-17-M ⁴	---	91-17 ⁴	31-17 ⁴	30-16 ⁴	---
		Rear	C-19-UB ⁴	A-19-M ⁴	---	91-19 ⁴	31-19 ⁴	30-18 ⁴	---
1986		Front	C-17-UB ⁴	A-17-M ⁴	---	91-17 ⁴	31-17 ⁴	30-16 ⁴	---








¹To replace OE-style blade, use included 7mm Bayonet connector; ³To replace OEM blade use Double End Pin Adapter (part number 48-05) - Not Included; ⁴To replace OEM blade use 2-Screw Bayonet Adapter (part number 48-08) - Not Included

			BEAM		HYBRID	CONVENTIONAL		SPECIALTY	
MAKE	MODEL	Pos							
Year	Notes								
SUBARU (cont.)									
STANDARD									
1987-1985	Front	C-17-UB ⁴	A-17-M ⁴	---	91-17 ⁴	31-17 ⁴	30-16 ⁴	---	
	Rear	C-19-UB ⁴	A-19-M ⁴	---	91-19 ⁴	31-19 ⁴	30-18 ⁴	---	
1984-1980	Front	C-16-UB ³	A-16-M ³	---	91-16 ³	31-16 ³	30-16 ³	---	
	Rear	C-14-UB ³	A-14-M ³	---	91-14 ³	31-14 ³	30-13 ³	---	
1979-1976	Front	C-14-UB ¹	---	---	91-14 ¹	31-14 ¹	30-13 ¹	---	
STAR									
1972-1971	Front	C-14-UB ¹	---	---	91-14 ¹	31-14 ¹	30-13 ¹	---	
SVX									
1997-1993	Driver	C-22-UB	A-22-M	T-22-UB	91-22	31-22	30-22	---	
	Pass	C-20-UB	A-20-M	T-20-UB	91-20	31-20	30-20	---	
	Rear	C-18-UB	A-18-M	T-18-UB	91-18	31-18	30-18	---	
1992	Driver	C-22-UB	A-22-M	T-22-UB	91-22	31-22	30-22	---	
	Pass	C-20-UB	A-20-M	T-20-UB	91-20	31-20	30-20	---	
	Rear	C-17-UB ⁴	A-17-M ⁴	---	91-17 ⁴	31-17 ⁴	30-16 ⁴	---	
TRIBECA									
2014-2006	Pass	C-20-UB	A-20-M	T-20-UB	91-20	31-20	30-20	---	
	Rear	---	---	---	---	---	---	AR-14B	
WRX									
2015	Driver	C-26-UB	A-26-M	T-26-UB	91-26	31-26	30-24	---	
	Pass	C-16-UB	A-16-M	T-16-UB	91-16	31-16	30-16	---	
2014-2013	Driver	C-26-UB	A-26-M	T-26-UB	91-26	31-26	30-24	---	
	Pass	C-16-UB	A-16-M	T-16-UB	91-16	31-16	30-16	---	
	Wagon	Rear	---	---	---	---	---	AR-16B	
XT									
1991-1985	Front	---	A-22-M ³	---	---	---	---	---	
XV CROSSTREK									
2014-2013	Driver	C-26-UB	A-26-M	T-26-UB	91-26	31-26	30-24	---	
	Pass	C-16-UB	A-16-M	T-16-UB	91-16	31-16	30-16	---	
	Rear	---	---	---	---	---	---	AR-12B	
SUZUKI									
AERIO									
2007	Driver	C-22-UB	A-22-M	T-22-UB	91-22	31-22	30-22	---	
	Pass	C-18-UB	A-18-M	T-18-UB	91-18	31-18	30-18	---	
2006-2004	Driver	C-22-UB	A-22-M	T-22-UB	91-22	31-22	30-22	---	
	Pass	C-18-UB	A-18-M	T-18-UB	91-18	31-18	30-18	---	
	Wagon	Rear	---	---	---	---	---	AR-12B	
2003-2002	Driver	C-22-UB	A-22-M	T-22-UB	91-22	31-22	30-22	---	
	Pass	C-18-UB	A-18-M	T-18-UB	91-18	31-18	30-18	---	
EQUATOR									
2012-2009	Driver	C-24-UB	A-24-M	T-24-UB	91-24	31-24	30-24	---	
	Pass	C-18-UB	A-18-M	T-18-UB	91-18	31-18	30-18	---	
ESTEEM									
2002-1998	Driver	C-20-UB	A-20-M	T-20-UB	91-20	31-20	30-20	---	
	Pass	C-18-UB	A-18-M	T-18-UB	91-18	31-18	30-18	---	
	Rear	C-14-UB	A-14-M	T-14-UB	91-14	31-14	30-13	---	








¹To replace OE-style blade, use included 7mm Bayonet connector; ³To replace OEM blade use Double End Pin Adapter (part number 48-05) - Not Included; ⁴To replace OEM blade use 2-Screw Bayonet Adapter (part number 48-08) - Not Included

			BEAM		HYBRID	CONVENTIONAL		SPECIALTY	
MAKE	MODEL	Pos							
Year	Notes								
SUZUKI (cont.)									
ESTEEM (cont.)									
1997-1995		Driver	C-20-UB	A-20-M	T-20-UB	91-20	31-20	30-20	---
		Pass	C-18-UB	A-18-M	T-18-UB	91-18	31-18	30-18	---
FORENZA									
2008-2004		Driver	C-22-UB	A-22-M	T-22-UB	91-22	31-22	30-22	---
		Pass	C-19-UB	A-19-M	T-19-UB	91-19	31-19	30-18	---
FORSA									
1988-1985		Front	C-17-UB ⁴	A-17-M ⁴	---	91-17 ⁴	31-17 ⁴	30-16 ⁴	---
GRAND VITARA									
2013-2006		Front	C-19-UB	A-19-M	T-19-UB	91-19	31-19	30-18	---
		Rear	---	---	---	---	---	---	AR-12A
2005-1999		Front	C-19-UB	A-19-M	T-19-UB	91-19	31-19	30-18	---
		Rear	C-15-UB	A-15-M	T-14-UB	91-15	31-15	30-15	---
KIZASHI									
2013-2010		Driver	C-24-UB	A-24-M	T-24-UB	91-24	31-24	30-24	---
		Pass	C-20-UB	A-20-M	T-20-UB	91-20	31-20	30-20	---
RENO									
2008-2005		Driver	C-22-UB	A-22-M	T-22-UB	91-22	31-22	30-22	---
		Pass	C-19-UB	A-19-M	T-19-UB	91-19	31-19	30-18	---
	Hatchback	Rear	C-18-UB	A-18-M	T-18-UB	91-18	31-18	30-18	---
SAMURAI									
1995-1985		Front	---	---	---	91-13 ¹	31-13 ¹	30-13 ¹	---
SIDEKICK									
1998-1989		Front	C-17-UB	A-17-M	T-17-UB	91-17	31-17	30-16	---
		Rear	C-15-UB	A-15-M	T-14-UB	91-15	31-15	30-15	---
SJ									
1985-1980		Front	---	---	---	---	31-12	30-11	20-12 ⁶
SWIFT									
2001-1995		Driver	C-20-UB	A-20-M	T-20-UB	91-20	31-20	30-20	---
		Pass	C-19-UB	A-19-M	T-19-UB	91-19	31-19	30-18	---
1994-1989		Driver	C-20-UB	A-20-M	T-20-UB	91-20	31-20	30-20	---
		Pass	C-18-UB	A-18-M	T-18-UB	91-18	31-18	30-18	---
		Rear	C-15-UB	A-15-M	T-14-UB	91-15	31-15	30-15	---
SWIFT+									
2009-2004		Driver	C-22-UB	A-22-M	T-22-UB	91-22	31-22	30-22	---
		Pass	C-19-UB	A-19-M	T-19-UB	91-19	31-19	30-18	---
		Rear	C-15-UB	A-15-M	T-14-UB	91-15	31-15	30-15	---
SX4									
2013-2007		Driver	C-26-UB	A-26-M	T-26-UB	91-26	31-26	30-24	---
		Pass	C-14-UB	A-14-M	T-14-UB	91-14	31-14	30-13	---
	Hatchback	Rear	---	---	---	---	---	---	AR-12B
VERONA									
2006-2004		Driver	C-22-UB	A-22-M	T-22-UB	91-22	31-22	30-22	---
		Pass	C-20-UB	A-20-M	T-20-UB	91-20	31-20	30-20	---








¹To replace OE-style blade, use included 7mm Bayonet connector; ⁴To replace OEM blade use 2-Screw Bayonet Adapter (part number 48-08) - Not Included; ⁶To replace OEM blade use included 5mm Bayonet to Dead Locker Rectifier (part number 47-63)

			BEAM		HYBRID	CONVENTIONAL		SPECIALTY	
MAKE	MODEL	Pos							
Year	Notes								
SUZUKI (cont.)									
VITARA									
2004-1999	Front	C-19-UB	A-19-M	T-19-UB	91-19	31-19	30-18	---	
	Rear	C-15-UB	A-15-M	T-14-UB	91-15	31-15	30-15	---	
X-90									
1998-1996	Driver	C-17-UB	A-17-M	T-17-UB	91-17	31-17	30-16	---	
	Pass	C-18-UB	A-18-M	T-18-UB	91-18	31-18	30-18	---	
XL-7									
2009-2007	Driver	C-24-UB	A-24-M	T-24-UB	91-24	31-24	30-24	---	
	Pass	C-19-UB	A-19-M	T-19-UB	91-19	31-19	30-18	---	
	Rear	---	---	---	91-13	31-13	30-13	---	
2006-2002	Front	C-19-UB	A-19-M	T-19-UB	91-19	31-19	30-18	---	
	Rear	C-15-UB	A-15-M	T-14-UB	91-15	31-15	30-15	---	
TESLA									
ROADSTER									
2011-2008	Front	C-26-UB	A-26-M	T-26-UB	91-26	31-26	30-24	---	
S									
2014-2012	Driver	C-28-OE	A-28-M	---	---	---	---	---	
	Pass	C-17-OE	A-17-M	---	---	---	---	---	
TOYOTA									
4RUNNER									
2014-2010	Driver	C-24-UB	A-24-M	T-24-UB	91-24	31-24	30-24	---	
	Pass	C-20-UB	A-20-M	T-20-UB	91-20	31-20	30-20	---	
2009-2003	Driver	C-22-UB	A-22-M	T-22-UB	91-22	31-22	30-22	---	
	Pass	C-20-UB	A-20-M	T-20-UB	91-20	31-20	30-20	---	
	Rear	---	---	---	---	---	---	AR-12F	
2002-1996	Front	C-17-UB	A-17-M	T-17-UB	91-17	31-17	30-16	---	
	Rear	---	---	---	91-13 ⁴	31-13 ⁴	30-13 ⁴	---	
1995-1993	Front	C-17-UB	A-17-M	T-17-UB	91-17	31-17	30-16	---	
	Rear	C-14-UB ⁴	A-14-M ⁴	---	91-14 ⁴	31-14 ⁴	30-13 ⁴	---	
1992-1984	Front	C-17-UB ⁴	A-17-M ⁴	---	91-17 ⁴	31-17 ⁴	30-16 ⁴	---	
	Rear	C-14-UB ⁴	A-14-M ⁴	---	91-14 ⁴	31-14 ⁴	30-13 ⁴	---	
AVALON									
2014-2013	Driver	C-26-UB	A-26-M	T-26-UB	91-26	31-26	30-24	---	
	Pass	C-18-UB	A-18-M	T-18-UB	91-18	31-18	30-18	---	
2012-2005	Driver	C-26-OE	A-26-M	---	---	---	30-24-OE	---	
	Pass	C-20-OE	A-20-M	---	---	---	30-20-OE	---	
2004-2000	Driver	C-24-UB	A-24-M	T-24-UB	91-24	31-24	30-24	---	
	Pass	C-17-UB	A-17-M	T-17-UB	91-17	31-17	30-16	---	
1999-1995	Driver	C-21-UB	A-21-M	T-21-UB	91-21	31-21	30-20	---	
	Pass	C-19-UB	A-19-M	T-19-UB	91-19	31-19	30-18	---	
CAMRY									
2014-2012	Driver	C-26-UB	A-26-M	T-26-UB	91-26	31-26	30-24	---	
	Pass	C-18-UB	A-18-M	T-18-UB	91-18	31-18	30-18	---	
2011-2007	Driver	C-24-UB	A-24-M	T-24-UB	91-24	31-24	30-24	---	
	Pass	C-20-UB	A-20-M	T-20-UB	91-20	31-20	30-20	---	
2006-2002	Driver	C-24-UB	A-24-M	T-24-UB	91-24	31-24	30-24	---	
	Pass	C-19-UB	A-19-M	T-19-UB	91-19	31-19	30-18	---	








⁴To replace OEM blade use 2-Screw Bayonet Adapter (part number 48-08) - Not Included

			BEAM		HYBRID	CONVENTIONAL		SPECIALTY	
MAKE	MODEL	Pos							
Year	Notes								
TOYOTA (cont.)									
CAMRY (cont.)									
2001-1997		Driver	C-21-UB	A-21-M	T-21-UB	91-21	31-21	30-20	---
		Pass	C-19-UB	A-19-M	T-19-UB	91-19	31-19	30-18	---
1996-1992		Driver	C-21-UB	A-21-M	T-21-UB	91-21	31-21	30-20	---
		Pass	C-19-UB	A-19-M	T-19-UB	91-19	31-19	30-18	---
		Rear	---	---	---	91-13	31-13	30-13	---
1991-1987		Driver	C-19-UB ⁴	A-19-M ⁴	---	91-19 ⁴	31-19 ⁴	30-18 ⁴	---
		Pass	C-17-UB ⁴	A-17-M ⁴	---	91-17 ⁴	31-17 ⁴	30-16 ⁴	---
		Rear	C-15-UB ⁴	A-15-M ⁴	---	91-15 ⁴	31-15 ⁴	30-15 ⁴	---
1986-1983		Front	C-19-UB ⁴	A-19-M ⁴	---	91-19 ⁴	31-19 ⁴	30-18 ⁴	---
CARINA									
1973-1972		Front	C-15-UB ¹	---	---	91-15 ¹	31-15 ¹	30-15 ¹	---
CELICA									
2005-2000		Driver	C-26-UB	A-26-M	T-26-UB	91-26	31-26	30-24	---
		Pass	C-16-UB	A-16-M	T-16-UB	91-16	31-16	30-16	---
		Rear	C-20-UB	A-20-M	T-20-UB	91-20	31-20	30-20	---
1999-1994		Driver	C-21-UB	A-21-M	T-21-UB	91-21	31-21	30-20	---
		Pass	C-20-UB	A-20-M	T-20-UB	91-20	31-20	30-20	---
		Rear	C-20-UB	A-20-M	T-20-UB	91-20	31-20	30-20	---
1993-1986		Driver	C-19-UB ⁴	A-19-M ⁴	---	91-19 ⁴	31-19 ⁴	30-18 ⁴	---
		Pass	C-17-UB ⁴	A-17-M ⁴	---	91-17 ⁴	31-17 ⁴	30-16 ⁴	---
1985-1982		Front	C-17-UB ^{4,10}	A-17-M ^{4,10}	---	91-17 ^{4,10}	31-17 ^{4,10}	30-16 ^{4,10}	---
1981-1979		Front	C-17-UB ^{4,10}	A-17-M ^{4,10}	---	91-17 ^{4,10}	31-17 ^{4,10}	30-16 ^{4,10}	---
		Rear	C-16-UB ⁴	A-16-M ⁴	---	91-16 ⁴	31-16 ⁴	30-16 ⁴	---
1978		Front	C-17-UB ^{4,10}	A-17-M ^{4,10}	---	91-17 ^{4,10}	31-17 ^{4,10}	30-16 ^{4,10}	---
		Rear	C-17-UB ⁴	A-17-M ⁴	---	91-17 ⁴	31-17 ⁴	30-16 ⁴	---
1977-1971		Front	C-15-UB ⁴	A-15-M ⁴	---	91-15 ⁴	31-15 ⁴	30-15 ⁴	---
COROLLA									
2014-2009		Driver	C-26-UB	A-26-M	T-26-UB	91-26	31-26	30-24	---
		Pass	C-16-UB	A-16-M	T-16-UB	91-16	31-16	30-16	---
2008-2003		Driver	C-24-UB	A-24-M	T-24-UB	91-24	31-24	30-24	---
		Pass	C-18-UB	A-18-M	T-18-UB	91-18	31-18	30-18	---
2002-1997		Driver	C-20-UB	A-20-M	T-20-UB	91-20	31-20	30-20	---
		Pass	C-18-UB	A-18-M	T-18-UB	91-18	31-18	30-18	---
1996-1993		Driver	C-20-UB	A-20-M	T-20-UB	91-20	31-20	30-20	---
		Pass	C-18-UB	A-18-M	T-18-UB	91-18	31-18	30-18	---
	Wagon	Rear	C-16-UB	A-16-M	T-16-UB	91-16	31-16	30-16	---
1992-1988		Driver	C-19-UB ⁴	A-19-M ⁴	---	91-19 ⁴	31-19 ⁴	30-18 ⁴	---
		Pass	C-17-UB ⁴	A-17-M ⁴	---	91-17 ⁴	31-17 ⁴	30-16 ⁴	---
	Wagon	Rear	---	---	---	91-13 ¹	31-13 ¹	30-13 ¹	---
1987-1984		Driver	C-19-UB ⁴	A-19-M ⁴	---	91-19 ⁴	31-19 ⁴	30-18 ⁴	---
		Pass	C-17-UB ⁴	A-17-M ⁴	---	91-17 ⁴	31-17 ⁴	30-16 ⁴	---
	Hatchback	Rear	C-17-UB ⁴	A-17-M ⁴	---	91-17 ⁴	31-17 ⁴	30-16 ⁴	---
1983-1980		Front	C-17-UB ⁴	A-17-M ⁴	---	91-17 ⁴	31-17 ⁴	30-16 ⁴	---
		Rear	C-16-UB ⁴	A-16-M ⁴	---	91-16 ⁴	31-16 ⁴	30-16 ⁴	---
1979-1978		Rear	C-16-UB ⁴	A-16-M ⁴	---	91-16 ⁴	31-16 ⁴	30-16 ⁴	---
	Hatchback	Front	C-15-UB ¹	---	---	91-15 ¹	31-15 ¹	30-15 ¹	---
	Sedan	Front	C-15-UB ¹	---	---	91-15 ¹	31-15 ¹	30-15 ¹	---








¹To replace OE-style blade, use included 7mm Bayonet connector; ⁴To replace OEM blade use 2-Screw Bayonet Adapter (part number 48-08) - Not Included; ¹⁰To replace OEM blade use Wet Arm Adapter Kit (part number 48-13)

			BEAM		HYBRID	CONVENTIONAL		SPECIALTY	
MAKE	MODEL								
Year	Notes	Pos							
TOYOTA (cont.)									
COROLLA (cont.)									
1979-1978	Wagon	Front	C-17-UB ⁴	A-17-M ⁴	---	91-17 ⁴	31-17 ⁴	30-16 ⁴	---
1977-1976		Front	C-15-UB ¹	---	---	91-15 ¹	31-15 ¹	30-15 ¹	---
	Hatchback	Rear	C-16-UB ¹	---	---	91-16 ¹	31-16 ¹	30-16 ¹	---
	Wagon	Rear	C-14-UB ¹	---	---	91-14 ¹	31-14 ¹	30-13 ¹	---
1975-1971		Front	C-15-UB ¹	---	---	91-15 ¹	31-15 ¹	30-15 ¹	---
		Rear	C-14-UB ¹	---	---	91-14 ¹	31-14 ¹	30-13 ¹	---
1970-1968		Front	C-14-UB ¹	---	---	91-14 ¹	31-14 ¹	30-13 ¹	---
		Rear	C-14-UB ¹	---	---	91-14 ¹	31-14 ¹	30-13 ¹	---
COROLLA FX									
1988-1987		Front	C-19-UB ⁴	A-19-M ⁴	---	91-19 ⁴	31-19 ⁴	30-18 ⁴	---
		Rear	C-16-UB ⁴	A-16-M ⁴	---	91-16 ⁴	31-16 ⁴	30-16 ⁴	---
CORONA									
1982-1978	Except Wagon	Front	C-16-UB ¹	---	---	91-16 ¹	31-16 ¹	30-16 ¹	---
	Wagon	Front	C-17-UB ⁴	A-17-M ⁴	---	91-17 ⁴	31-17 ⁴	30-16 ⁴	---
		Rear	C-16-UB ¹	---	---	91-16 ¹	31-16 ¹	30-16 ¹	---
1977-1971		Front	C-15-UB ¹	---	---	91-15 ¹	31-15 ¹	30-15 ¹	---
1970-1969	Base	Front	C-14-UB ¹	---	---	91-14 ¹	31-14 ¹	30-13 ¹	---
	Mark II	Front	C-15-UB ¹	---	---	91-15 ¹	31-15 ¹	30-15 ¹	---
1968-1967		Front	C-14-UB ¹	---	---	91-14 ¹	31-14 ¹	30-13 ¹	---
CRESSIDA									
1992-1988		Driver	C-19-UB ⁴	A-19-M ⁴	---	91-19 ⁴	31-19 ⁴	30-18 ⁴	---
		Pass	C-17-UB ⁴	A-17-M ⁴	---	91-17 ⁴	31-17 ⁴	30-16 ⁴	---
1987-1985		Driver	C-19-UB ⁴	A-19-M ⁴	---	91-19 ⁴	31-19 ⁴	30-18 ⁴	---
		Pass	C-17-UB ⁴	A-17-M ⁴	---	91-17 ⁴	31-17 ⁴	30-16 ⁴	---
		Rear	C-14-UB ¹	---	---	91-14 ¹	31-14 ¹	30-13 ¹	---
1984-1981		Front	C-17-UB ⁴	A-17-M ⁴	---	91-17 ⁴	31-17 ⁴	30-16 ⁴	---
		Rear	C-14-UB ¹	---	---	91-14 ¹	31-14 ¹	30-13 ¹	---
1980-1978		Front	C-16-UB ¹	---	---	91-16 ¹	31-16 ¹	30-16 ¹	---
CROWN									
1972-1968		Front	C-17-UB ⁴	A-17-M ⁴	---	91-17 ⁴	31-17 ⁴	30-16 ⁴	---
1967-1964		Front	---	---	---	---	31-13	30-13	---
ECHO									
2005-2000		Driver	C-22-UB	A-22-M	T-22-UB	91-22	31-22	30-22	---
		Pass	C-14-UB	A-14-M	T-14-UB	91-14	31-14	30-13	---
FJ CRUISER									
2014-2007		Driver	C-16-UB	A-16-M	T-16-UB	91-16	31-16	30-16	---
		Middle	C-14-UB	A-14-M	T-14-UB	91-14	31-14	30-13	---
		Pass	C-14-UB	A-14-M	T-14-UB	91-14	31-14	30-13	---
HIGHLANDER									
2014-2008		Driver	C-26-UB	A-26-M	T-26-UB	91-26	31-26	30-24	---
		Pass	C-20-UB	A-20-M	T-20-UB	91-20	31-20	30-20	---
		Rear	---	---	---	---	---	---	AR-12A
2007-2001		Driver	C-22-UB	A-22-M	T-22-UB	91-22	31-22	30-22	---
		Pass	C-19-UB	A-19-M	T-19-UB	91-19	31-19	30-18	---
		Rear	---	---	---	---	---	---	AR-12A








¹To replace OE-style blade, use included 7mm Bayonet connector; ⁴To replace OEM blade use 2-Screw Bayonet Adapter (part number 48-08) - Not Included

			BEAM		HYBRID	CONVENTIONAL			SPECIALTY
MAKE	MODEL								
Year	Notes	Pos							
TOYOTA (cont.)									
LAND CRUISER									
2014-2013		Driver	C-24-UB	A-24-M	T-24-UB	91-24	31-24	30-24	---
		Pass	C-22-UB	A-22-M	T-22-UB	91-22	31-22	30-22	---
		Rear	---	---	---	---	---	---	AR-12A
2011-2009		Driver	C-24-UB	A-24-M	T-24-UB	91-24	31-24	30-24	---
		Pass	C-22-UB	A-22-M	T-22-UB	91-22	31-22	30-22	---
		Rear	---	---	---	---	---	---	AR-12A
2008		Driver	C-24-UB	A-24-M	T-24-UB	91-24	31-24	30-24	---
		Pass	C-22-UB	A-22-M	T-22-UB	91-22	31-22	30-22	---
		Rear	---	---	---	---	---	---	AR-12A
2007-2000		Driver	C-24-UB	A-24-M	T-24-UB	91-24	31-24	30-24	---
		Pass	C-22-UB	A-22-M	T-22-UB	91-22	31-22	30-22	---
		Rear	C-16-UB	A-16-M	T-16-UB	91-16	31-16	30-16	---
1999-1998		Front	C-20-UB	A-20-M	T-20-UB	91-20	31-20	30-20	---
		Rear	C-16-UB	A-16-M	T-16-UB	91-16	31-16	30-16	---
1997-1993		Front	C-18-UB	A-18-M	T-18-UB	91-18	31-18	30-18	---
		Rear	C-16-UB	A-16-M	T-16-UB	91-16	31-16	30-16	---
1992-1990		Front	C-17-UB ⁴	A-17-M ⁴	---	91-17⁴	31-17⁴	30-16 ⁴	---
		Rear	C-15-UB ⁴	A-15-M ⁴	---	91-15⁴	31-15⁴	30-15 ⁴	---
1989-1983		Front	C-17-UB ⁴	A-17-M ⁴	---	91-17⁴	31-17⁴	30-16 ⁴	---
		Rear	---	---	---	91-12⁴	31-12⁴	30-11 ⁴	---
1982-1980		Front	---	---	---	91-12⁴	31-12⁴	30-11 ⁴	---
1979-1975	2Dr	Front	---	---	---	91-12⁴	31-12⁴	30-11 ⁴	---
	4Dr	Front	C-15-UB ¹	---	---	91-15¹	31-15¹	30-15 ¹	---
1974-1969	2Dr	Front	---	---	---	---	31-12	30-11	20-12 ⁶
	4Dr	Front	C-15-UB ¹	---	---	91-15¹	31-15¹	30-15 ¹	---
1968	2Dr	Front	---	---	---	---	---	---	20-09
	4Dr	Front	C-15-UB ¹	---	---	91-15¹	31-15¹	30-15 ¹	---
1967		Front	---	---	---	---	---	---	20-09
MARK II									
1976-1972		Front	C-15-UB ¹	---	---	91-15¹	31-15¹	30-15 ¹	---
MATRIX									
2014-2009		Driver	C-26-UB	A-26-M	T-26-UB	91-26	31-26	30-24	---
		Pass	C-17-UB	A-17-M	T-17-UB	91-17	31-17	30-16	---
		Rear	---	---	---	---	---	---	AR-12A
2008-2003		Driver	C-21-UB	A-21-M	T-21-UB	91-21	31-21	30-20	---
		Pass	C-18-UB	A-18-M	T-18-UB	91-18	31-18	30-18	---
		Rear	---	---	---	---	---	---	AR-11A
MR2									
1995-1993		Driver	C-20-UB	A-20-M	T-20-UB	91-20	31-20	30-20	---
		Pass	C-19-UB	A-19-M	T-19-UB	91-19	31-19	30-18	---
1992-1991		Front	C-19-UB ⁴	A-19-M ⁴	---	91-19⁴	31-19⁴	30-18 ⁴	---
1989-1985		Front	C-17-UB ⁴	A-17-M ⁴	---	91-17⁴	31-17⁴	30-16 ⁴	---
MR2 SPYDER									
2005-2000		Driver	C-20-UB	A-20-M	T-20-UB	91-20	31-20	30-20	---
		Pass	C-19-UB	A-19-M	T-19-UB	91-19	31-19	30-18	---








¹To replace OE-style blade, use included 7mm Bayonet connector; ⁴To replace OEM blade use 2-Screw Bayonet Adapter (part number 48-08) - Not Included; ⁶To replace OEM blade use included 5mm Bayonet to Dead Locker Rectifier (part number 47-63)

			BEAM		HYBRID	CONVENTIONAL		SPECIALTY	
MAKE	MODEL								
Year	Notes	Pos							
TOYOTA (cont.)									
PASEO									
1999-1992	Driver	C-21-UB	A-21-M	T-21-UB	91-21	31-21	30-20	---	
	Pass	C-18-UB	A-18-M	T-18-UB	91-18	31-18	30-18	---	
PICKUP									
1995-1993	Front	C-17-UB	A-17-M	T-17-UB	91-17	31-17	30-16	---	
1992-1979	Front	C-17-UB ⁴	A-17-M ⁴	---	91-17 ⁴	31-17 ⁴	30-16 ⁴	---	
1978-1973	Front	C-15-UB ⁴	A-15-M ⁴	---	91-15 ⁴	31-15 ⁴	30-15 ⁴	---	
1972-1969	Front	C-15-UB ¹	---	---	91-15 ¹	31-15 ¹	30-15 ¹	---	
1966	Front	C-15-UB ¹	---	---	91-15 ¹	31-15 ¹	30-15 ¹	---	
PREVIA									
1997-1991	Driver	C-28-UB ^{10,12}	A-28-M ^{10,12}	T-28-UB ^{10,12}	91-28 ^{10,12}	31-28 ^{10,12}	---	---	
	Pass	C-26-UB ^{10,12}	A-26-M ^{10,12}	T-26-UB ^{10,12}	91-26 ^{10,12}	31-26 ^{10,12}	---	---	
	Rear	C-16-UB ⁴	A-16-M ⁴	---	91-16 ⁴	31-16 ⁴	30-16 ⁴	---	
PRIUS									
2014-2010	Driver	C-26-UB	A-26-M	T-26-UB	91-26	31-26	30-24	---	
	Pass	C-19-UB	A-19-M	T-19-UB	91-19	31-19	30-18	---	
	Rear	---	---	---	---	---	---	AR-16A	
2009-2004	Driver	C-26-UB	A-26-M	T-26-UB	91-26	31-26	30-24	---	
	Pass	C-18-UB	A-18-M	T-18-UB	91-18	31-18	30-18	---	
	Rear	---	---	---	---	---	---	AR-16A	
2003-2001	Driver	C-24-UB	A-24-M	T-24-UB	91-24	31-24	30-24	---	
	Pass	C-17-UB	A-17-M	T-17-UB	91-17	31-17	30-16	---	
	Rear	---	---	---	---	---	---	AR-14A	
PRIUS C									
2014-2012	Driver	C-28-UB ⁹	A-28-M	T-28-UB	91-28 ⁹	31-28 ⁹	---	---	
	Pass	C-14-UB	A-14-M	T-14-UB	91-14	31-14	30-13	---	
PRIUS V									
2014-2012	Driver	C-26-UB	A-26-M	T-26-UB	91-26	31-26	30-24	---	
	Pass	C-19-UB	A-19-M	T-19-UB	91-19	31-19	30-18	---	
	Rear	---	---	---	---	---	---	AR-11A	
RAV4									
2014-2013	Driver	C-26-UB	A-26-M	T-26-UB	91-26	31-26	30-24	---	
	Pass	C-16-UB	A-16-M	T-16-UB	91-16	31-16	30-16	---	
2012-2006	Driver	C-24-UB	A-24-M	T-24-UB	91-24	31-24	30-24	---	
	Pass	C-17-UB	A-17-M	T-17-UB	91-17	31-17	30-16	---	
	Rear	---	---	---	---	---	---	AR-12A	
2005-2001	Driver	C-22-UB	A-22-M	T-22-UB	91-22	31-22	30-22	---	
	Pass	C-19-UB	A-19-M	T-19-UB	91-19	31-19	30-18	---	
	Rear	---	---	---	---	---	---	AR-12A	
2000-1996	Driver	C-20-UB	A-20-M	T-20-UB	91-20	31-20	30-20	---	
	Pass	C-18-UB	A-18-M	T-18-UB	91-18	31-18	30-18	---	
	Rear	C-14-UB	A-14-M	T-14-UB	91-14	31-14	30-13	---	
SEQUOIA									
2014-2008	Driver	C-26-OE	A-26-M	---	---	---	30-24-OE	---	
	Pass	C-22-OE	A-22-M	---	---	---	30-22-OE	---	
2007-2001	Front	C-19-UB	A-19-M	T-19-UB	91-19	31-19	30-18	---	

¹To replace OE-style blade, use included 7mm Bayonet connector; ⁴To replace OEM blade use 2-Screw Bayonet Adapter (part number 48-08) - Not Included; ⁹To install blade, remove installed 9x4mm Shim; ¹⁰To replace OEM blade use Wet Arm Adapter Kit (part number 48-13); ¹²To replace OEM blade use 9.5mm Straight End Adapter (part number 48-17) - Not Included

			BEAM		HYBRID	CONVENTIONAL		SPECIALTY	
MAKE	MODEL	Pos							
Year	Notes								
TOYOTA (cont.)									
SIENNA									
2014-2011		Driver	C-28-UB ⁹	A-28-M	T-28-UB	91-28 ⁹	31-28 ⁹	---	---
		Pass	C-20-UB	A-20-M	T-20-UB	91-20	31-20	30-20	---
		Rear	---	---	---	---	---	---	AR-16A
2010-2006		Driver	C-26-UB	A-26-M	T-26-UB	91-26	31-26	30-24	---
		Pass	C-19-UB	A-19-M	T-19-UB	91-19	31-19	30-18	---
		Rear	C-16-UB	A-16-M	T-16-UB	91-16	31-16	30-16	---
2005		Driver	C-26-UB	A-26-M	T-26-UB	91-26	31-26	30-24	---
		Pass	C-19-UB	A-19-M	T-19-UB	91-19	31-19	30-18	---
	w/ Metal Arm	Rear	C-16-UB	A-16-M	T-16-UB	91-16	31-16	30-16	---
	w/ Plastic Arm	Rear	---	---	---	---	---	---	AR-16A
2004		Driver	C-26-UB	A-26-M	T-26-UB	91-26	31-26	30-24	---
		Pass	C-19-UB	A-19-M	T-19-UB	91-19	31-19	30-18	---
		Rear	---	---	---	---	---	---	AR-14A
2003-1998		Driver	C-24-UB	A-24-M	T-24-UB	91-24	31-24	30-24	---
		Pass	C-18-UB	A-18-M	T-18-UB	91-18	31-18	30-18	---
		Rear	C-17-UB	A-17-M	T-17-UB	91-17	31-17	30-16	---
SOLARA									
2008-2004		Driver	C-24-UB	A-24-M	T-24-UB	91-24	31-24	30-24	---
		Pass	C-19-UB	A-19-M	T-19-UB	91-19	31-19	30-18	---
2003-1999		Driver	C-22-UB	A-22-M	T-22-UB	91-22	31-22	30-22	---
		Pass	C-21-UB	A-21-M	T-21-UB	91-21	31-21	30-20	---
STARLET									
1984-1981		Front	C-16-UB ¹	---	---	91-16¹	31-16¹	30-16 ¹	---
		Rear	C-15-UB ¹	---	---	91-15¹	31-15¹	30-15 ¹	---
STOUT									
1968-1965		Front	C-15-UB ¹	---	---	91-15¹	31-15¹	30-15 ¹	---
SUPRA									
1998-1994		Driver	C-21-UB	A-21-M	T-21-UB	91-21	31-21	30-20	---
		Pass	C-19-UB	A-19-M	T-19-UB	91-19	31-19	30-18	---
		Rear	C-18-UB	A-18-M	T-18-UB	91-18	31-18	30-18	---
1993-1986		Driver	C-19-UB ⁴	A-19-M ⁴	---	91-19⁴	31-19⁴	30-18 ⁴	---
		Pass	C-17-UB ⁴	A-17-M ⁴	---	91-17⁴	31-17⁴	30-16 ⁴	---
		Rear	C-16-UB ⁴	A-16-M ⁴	---	91-16⁴	31-16⁴	30-16 ⁴	---
T100									
1998-1993		Front	C-19-UB	A-19-M	T-19-UB	91-19	31-19	30-18	---
TACOMA									
2014		Front	C-22-UB	A-22-M	T-22-UB	91-22	31-22	30-22	---
2013-2005		Driver	C-22-UB	A-22-M	T-22-UB	91-22	31-22	30-22	---
		Pass	C-21-UB	A-21-M	T-21-UB	91-21	31-21	30-20	---
2004-1995		Front	C-17-UB	A-17-M	T-17-UB	91-17	31-17	30-16	---
TERCEL									
1999-1991		Front	C-18-UB	A-18-M	T-18-UB	91-18	31-18	30-18	---
1990-1989		Driver	C-19-UB ⁴	A-19-M ⁴	---	91-19⁴	31-19⁴	30-18 ⁴	---
		Pass	C-17-UB ⁴	A-17-M ⁴	---	91-17⁴	31-17⁴	30-16 ⁴	---
	Hatchback	Rear	C-17-UB ⁴	A-17-M ⁴	---	91-17⁴	31-17⁴	30-16 ⁴	---
1988-1987		Driver	C-19-UB ⁴	A-19-M ⁴	---	91-19⁴	31-19⁴	30-18 ⁴	---
		Pass	C-17-UB ⁴	A-17-M ⁴	---	91-17⁴	31-17⁴	30-16 ⁴	---








¹To replace OE-style blade, use included 7mm Bayonet connector; ⁴To replace OEM blade use 2-Screw Bayonet Adapter (part number 48-08) - Not Included; ⁹To install blade, remove installed 9x4mm Shim

			BEAM		HYBRID	CONVENTIONAL			SPECIALTY
MAKE	MODEL								
Year	Notes	Pos							
TOYOTA (cont.)									
TERCEL (cont.)									
1988-1987	Hatchback	Rear	C-17-UB ⁴	A-17-M ⁴	---	91-17 ⁴	31-17 ⁴	30-16 ⁴	---
	Wagon	Front	C-17-UB ⁴	A-17-M ⁴	---	91-17 ⁴	31-17 ⁴	30-16 ⁴	---
		Rear	C-14-UB ¹	---	---	91-14 ¹	31-14 ¹	30-13 ¹	---
1986-1983		Front	C-17-UB ⁴	A-17-M ⁴	---	91-17 ⁴	31-17 ⁴	30-16 ⁴	---
	Hatchback	Rear	C-17-UB ⁴	A-17-M ⁴	---	91-17 ⁴	31-17 ⁴	30-16 ⁴	---
	Wagon	Rear	C-14-UB ¹	---	---	91-14 ¹	31-14 ¹	30-13 ¹	---
1982-1980		Front	C-15-UB ¹	---	---	91-15 ¹	31-15 ¹	30-15 ¹	---
	Hatchback	Rear	C-17-UB ⁴	A-17-M ⁴	---	91-17 ⁴	31-17 ⁴	30-16 ⁴	---
TIARA									
1966-1964		Front	---	---	---	---	31-13	30-13	---
TUNDRA									
2014-2007		Driver	C-26-OE	A-26-M	---	---	---	30-24-OE	---
		Pass	C-22-OE	A-22-M	---	---	---	30-22-OE	---
2006-2000		Front	C-19-UB	A-19-M	T-19-UB	91-19	31-19	30-18	---
VAN									
1989-1984		Front	C-17-UB ⁴	A-17-M ⁴	---	91-17 ⁴	31-17 ⁴	30-16 ⁴	---
		Rear	C-16-UB ⁴	A-16-M ⁴	---	91-16 ⁴	31-16 ⁴	30-16 ⁴	---
VAN WAGON									
1988		Front	C-17-UB ⁴	A-17-M ⁴	---	91-17 ⁴	31-17 ⁴	30-16 ⁴	---
		Rear	C-16-UB ⁴	A-16-M ⁴	---	91-16 ⁴	31-16 ⁴	30-16 ⁴	---
VENZA									
2014-2009		Driver	C-26-UB	A-26-M	T-26-UB	91-26	31-26	30-24	---
		Pass	C-22-UB	A-22-M	T-22-UB	91-22	31-22	30-22	---
		Rear	---	---	---	---	---	---	AR-12A
YARIS									
2014-2012	Hatchback	Rear	---	---	---	---	---	---	AR-12A
	Single Blade, Pantograph System	Front	C-28-UB ⁹	A-28-M	T-28-UB	91-28 ⁹	31-28 ⁹	---	---
2011-2006		Driver	C-26-UB	A-26-M	T-26-UB	91-26	31-26	30-24	---
		Pass	C-14-UB	A-14-M	T-14-UB	91-14	31-14	30-13	---
	Hatchback	Rear	---	---	---	---	---	---	AR-12A
TRIUMPH									
GT6									
1973-1971		Front	---	---	---	---	31-12	30-11	20-12 ⁶
1970-1967		Front	---	---	---	91-11	31-11	30-11	---
HERALD									
1970		Front	---	---	---	---	31-12	30-11	20-12 ⁶
1969-1962		Front	---	---	---	91-11	31-11	30-11	---
1961-1960		Front	---	---	---	---	---	---	20-11
MAYFLOWER									
1953-1950		Front	---	---	---	---	---	---	20-09
RENOWN									
1952-1950		Front	---	---	---	---	---	---	20-09
SPITFIRE									
1980-1972		Front	---	---	---	---	31-12	30-11	20-12 ⁶
1971-1965		Front	---	---	---	91-11	31-11	30-11	---
1964-1963		Front	---	---	---	91-10	31-10	---	---

¹To replace OE-style blade, use included 7mm Bayonet connector; ⁴To replace OEM blade use 2-Screw Bayonet Adapter (part number 48-08) - Not Included; ⁶To replace OEM blade use included 5mm Bayonet to Dead Locker Rectifier (part number 47-63); ⁹To install blade, remove installed 9x4mm Shim

MAKE	MODEL	Pos	BEAM		HYBRID	CONVENTIONAL			SPECIALTY
Year	Notes								
TRIUMPH (cont.)									
TR2									
1956-1953		Front	---	---	---	---	---	---	20-09
TR250									
1968		Front	---	---	---	---	---	---	20-09
TR3									
1962-1955		Front	---	---	---	---	---	---	20-09
TR4									
1968-1961		Front	---	---	---	91-10	31-10	---	---
TR6									
1976-1969		Front	---	---	---	91-11	31-11	30-11	---
TR7									
1982-1975		Driver	C-16-UB ³	A-16-M ³	---	91-16³	31-16³	30-16 ³	---
		Pass	C-18-UB ³	A-18-M ³	---	91-18³	31-18³	30-18 ³	---
TR8									
1982-1980		Driver	C-16-UB ³	A-16-M ³	---	91-16³	31-16³	30-16 ³	---
		Pass	C-18-UB ³	A-18-M ³	---	91-18³	31-18³	30-18 ³	---
VOLKSWAGEN									
411									
1972-1971		Front	C-16-UB ¹	---	---	91-16¹	31-16¹	30-16 ¹	---
412									
1974-1973		Front	C-16-UB ¹	---	---	91-16¹	31-16¹	30-16 ¹	---
BEETLE									
2014-2012		Front	C-22-N	---	---	---	---	---	---
2011-1998		Front	C-21-UB ²	A-21-M	T-21-UB	91-21²	31-21²	30-20 ²	---
1979-1978	Convertible	Front	---	---	---	---	31-13	30-13	---
1977-1973	Convertible	Front	---	---	---	---	31-13	30-13	---
	Sedan	Front	---	---	---	91-11	31-11	30-11	---
1972-1965		Front	---	---	---	91-11	31-11	30-11	---
1964-1950		Front	---	---	---	91-10	31-10	---	---
CABRIO									
2002-1995		Driver	C-21-UB ²	A-21-M	T-21-UB	91-21²	31-21²	30-20 ²	---
		Pass	C-19-UB ²	A-19-M	T-19-UB	91-19²	31-19²	---	---
CABRIOLET									
1993-1985		Front	C-16-UB	A-16-M	T-16-UB	91-16	31-16	30-16	---
CAMPMOBILE									
1974-1968		Front	C-15-UB ¹	---	---	91-15¹	31-15¹	30-15 ¹	---
CC									
2014-2013		Driver	C-24-N	---	---	---	---	---	---
		Pass	C-19-N	---	---	---	---	---	---
2012-2009		Driver	C-24-OE	A-24-M	---	---	---	30-24-OE	---
		Pass	C-19-OE	A-19-M	---	---	---	30-18-OE	---
CORRADO									
1995-1993		Front	C-19-UB ²	A-19-M	T-19-UB	91-19²	31-19²	---	---
		Rear	C-18-UB	A-18-M	T-18-UB	91-18	31-18	30-18	---
1992-1990		Front	C-19-UB	A-19-M	T-19-UB	91-19	31-19	30-18	---
		Rear	C-18-UB	A-18-M	T-18-UB	91-18	31-18	30-18	---








¹To replace OE-style blade, use included 7mm Bayonet connector; ²To install blade, use included 9x4mm Shim; ³To replace OEM blade use Double End Pin Adapter (part number 48-05) - Not Included

			BEAM		HYBRID	CONVENTIONAL			SPECIALTY	
MAKE	MODEL									
Year	Notes	Pos								
VOLKSWAGEN (cont.)										
DASHER										
1981-1974		Front	C-16-UB	A-16-M	T-16-UB	91-16	31-16	30-16	---	
EOS										
2014-2007		Driver	C-24-OE	A-24-M	---	---	---	30-24-OE	---	
		Pass	C-19-OE	A-19-M	---	---	---	30-18-OE	---	
EUROVAN										
2004-1999		Front	C-21-UB ²	A-21-M	T-21-UB	91-21 ²	31-21 ²	30-20 ²	---	
		Rear	C-16-UB	A-16-M	T-16-UB	91-16	31-16	30-16	---	
1997-1995		Front	C-21-UB ²	A-21-M	T-21-UB	91-21 ²	31-21 ²	30-20 ²	---	
		Rear	C-16-UB	A-16-M	T-16-UB	91-16	31-16	30-16	---	
1994-1992		Front	C-21-UB ²	A-21-M	T-21-UB	91-21 ²	31-21 ²	30-20 ²	---	
		Rear	C-18-UB	A-18-M	T-18-UB	91-18	31-18	30-18	---	
FASTBACK										
1973-1972		Front	C-16-UB ¹	---	---	91-16 ¹	31-16 ¹	30-16 ¹	---	
1971-1966		Front	C-14-UB ¹	---	---	91-14 ¹	31-14 ¹	30-13 ¹	---	
FOX										
1993-1989		Front	C-18-UB	A-18-M	T-18-UB	91-18	31-18	30-18	---	
1988-1987		Front	C-16-UB	A-16-M	T-16-UB	91-16	31-16	30-16	---	
		Rear	C-18-UB	A-18-M	T-18-UB	91-18	31-18	30-18	---	
GOLF										
2015		Driver	C-26-N	---	---	---	---	---	---	
		Pass	C-18-N	---	---	---	---	---	---	
2014-2011		Driver	C-24-OE	A-24-M	---	---	---	30-24-OE	---	
		Pass	C-19-OE	A-19-M	---	---	---	30-18-OE	---	
2010		Golf City	Driver	C-21-UB ²	A-21-M	T-21-UB	91-21 ²	31-21 ²	30-20 ²	---
			Pass	C-19-UB ²	A-19-M	T-19-UB	91-19 ²	31-19 ²	---	---
		All Others	Driver	C-24-OE	A-24-M	---	---	---	30-24-OE	---
			Pass	C-19-OE	A-19-M	---	---	---	30-18-OE	---
2009-2007		Driver	C-21-UB ²	A-21-M	T-21-UB	91-21 ²	31-21 ²	30-20 ²	---	
		Pass	C-19-UB ²	A-19-M	T-19-UB	91-19 ²	31-19 ²	---	---	
2006-1999		Driver	C-21-UB ²	A-21-M	T-21-UB	91-21 ²	31-21 ²	30-20 ²	---	
		Pass	C-19-UB ²	A-19-M	T-19-UB	91-19 ²	31-19 ²	---	---	
		Rear	---	---	---	91-13	31-13	30-13	---	
1998-1993		Driver	C-21-UB ²	A-21-M	T-21-UB	91-21 ²	31-21 ²	30-20 ²	---	
		Pass	C-19-UB ²	A-19-M	T-19-UB	91-19 ²	31-19 ²	---	---	
		Except GTI	Rear	---	---	---	91-13	31-13	30-13	---
GTI		Rear	C-16-UB	A-16-M	T-16-UB	91-16	31-16	30-16	---	
1992-1985		Front	C-16-UB	A-16-M	T-16-UB	91-16	31-16	30-16	---	
		Rear	C-16-UB	A-16-M	T-16-UB	91-16	31-16	30-16	---	
GTI										
2015		Driver	C-26-N	---	---	---	---	---	---	
		Pass	C-18-N	---	---	---	---	---	---	
2014-2007		Driver	C-24-OE	A-24-M	---	---	---	30-24-OE	---	
		Pass	C-19-OE	A-19-M	---	---	---	30-18-OE	---	
2006		1.8T (Golf GTI)	Driver	C-21-UB ²	A-21-M	T-21-UB	91-21 ²	31-21 ²	30-20 ²	---
			Pass	C-19-UB ²	A-19-M	T-19-UB	91-19 ²	31-19 ²	---	---
			Rear	---	---	---	91-13	31-13	30-13	---

¹To replace OE-style blade, use included 7mm Bayonet connector; ²To install blade, use included 9x4mm Shim

MAKE	MODEL	Pos	BEAM		HYBRID	CONVENTIONAL			SPECIALTY
Year	Notes								
VOLKSWAGEN (cont.)									
GTI (cont.)									
2006	Mk V (GTI)	Driver	C-24-OE	A-24-M	---	---	---	30-24-OE	---
		Pass	C-19-OE	A-19-M	---	---	---	30-18-OE	---
JETTA									
2014-2011	Sedan	Driver	C-24-N	---	---	---	---	---	---
		Pass	C-19-N	---	---	---	---	---	---
	Wagon	Driver	C-24-OE	A-24-M	---	---	---	30-24-OE	---
		Pass	C-19-OE	A-19-M	---	---	---	30-18-OE	---
2010-2006		Driver	C-24-OE	A-24-M	---	---	---	30-24-OE	---
		Pass	C-19-OE	A-19-M	---	---	---	30-18-OE	---
2005		Rear	C-15-UB	A-15-M	T-14-UB	91-15	31-15	30-15	---
	w/ J-Hook Style Arm	Driver	C-21-UB ²	A-21-M	T-21-UB	91-21²	31-21²	30-20 ²	---
		Pass	C-19-UB ²	A-19-M	T-19-UB	91-19²	31-19²	---	---
	w/ Side-Pin Style Arm	Driver	C-24-OE	A-24-M	---	---	---	30-24-OE	---
		Pass	C-19-OE	A-19-M	---	---	---	30-18-OE	---
2004-2002		Driver	C-21-UB ²	A-21-M	T-21-UB	91-21²	31-21²	30-20 ²	---
		Pass	C-19-UB ²	A-19-M	T-19-UB	91-19²	31-19²	---	---
		Rear	C-15-UB	A-15-M	T-14-UB	91-15	31-15	30-15	---
2001-1993		Driver	C-21-UB ²	A-21-M	T-21-UB	91-21²	31-21²	30-20 ²	---
		Pass	C-19-UB ²	A-19-M	T-19-UB	91-19²	31-19²	---	---
1992-1980		Front	C-16-UB	A-16-M	T-16-UB	91-16	31-16	30-16	---
JETTA CITY									
2009-2007		Driver	C-24-OE	A-24-M	---	---	---	30-24-OE	---
		Pass	C-19-OE	A-19-M	---	---	---	30-18-OE	---
KARMANN GHIA									
1974-1968		Front	---	---	---	91-13¹	31-13¹	30-13 ¹	---
1967-1956		Front	---	---	---	91-11	31-11	---	---
PASSAT									
2014-2012		Driver	C-24-N	---	---	---	---	---	---
		Pass	C-19-N	---	---	---	---	---	---
2010-2006		Driver	C-24-OE	A-24-M	---	---	---	30-24-OE	---
		Pass	C-19-OE	A-19-M	---	---	---	30-18-OE	---
2005-2002		Driver	C-20-OE	A-20-M	---	---	---	30-20-OE	---
		Pass	C-19-OE	A-19-M	---	---	---	30-18-OE	---
		Rear	C-15-UB	A-15-M	T-14-UB	91-15	31-15	30-15	---
2001-1998		Front	C-21-UB ²	A-21-M	T-21-UB	91-21²	31-21²	30-20 ²	---
		Rear	C-15-UB	A-15-M	T-14-UB	91-15	31-15	30-15	---
1997-1991		Front	C-21-UB ²	A-21-M	T-21-UB	91-21²	31-21²	30-20 ²	---
		Rear	C-16-UB	A-16-M	T-16-UB	91-16	31-16	30-16	---
1990		Front	C-21-UB	A-21-M	T-21-UB	91-21	31-21	30-20	---
		Rear	C-16-UB	A-16-M	T-16-UB	91-16	31-16	30-16	---
PASSAT CC									
2010-2009		Driver	C-24-OE	A-24-M	---	---	---	30-24-OE	---
		Pass	C-19-OE	A-19-M	---	---	---	30-18-OE	---








¹To replace OE-style blade, use included 7mm Bayonet connector; ²To install blade, use included 9x4mm Shim

			BEAM		HYBRID	CONVENTIONAL		SPECIALTY	
MAKE	MODEL								
Year	Notes	Pos							
VOLKSWAGEN (cont.)									
PHAETON									
2006-2004		Driver	C-24-OE	A-24-M	---	---	---	30-24-OE	---
		Pass	C-21-OE	A-21-M	---	---	---	30-20-OE	---
QUANTUM									
1988-1982		Front	C-18-UB	A-18-M	T-18-UB	91-18	31-18	30-18	---
		Rear	---	---	---	91-13	31-13	30-13	---
R32									
2008		Driver	C-24-OE	A-24-M	---	---	---	30-24-OE	---
		Pass	C-19-OE	A-19-M	---	---	---	30-18-OE	---
RABBIT									
2009-2006		Driver	C-24-OE	A-24-M	---	---	---	30-24-OE	---
		Pass	C-19-OE	A-19-M	---	---	---	30-18-OE	---
1984-1975		Front	C-16-UB	A-16-M	T-16-UB	91-16	31-16	30-16	---
ROUTAN									
2014-2011		Driver	C-26-UB ²	A-26-M	T-26-UB	91-26 ²	31-26 ²	30-24 ²	---
		Pass	C-20-UB	A-20-M	T-20-UB	91-20	31-20	30-20	---
		Rear	C-16-UB	A-16-M	T-16-UB	91-16	31-16	30-16	---
2010		Driver	C-26-UB ²	A-26-M	T-26-UB	91-26 ²	31-26 ²	30-24 ²	---
		Pass	C-20-UB	A-20-M	T-20-UB	91-20	31-20	30-20	---
	Early Production	Rear	---	---	---	---	---	---	AR-16E
	Late Production	Rear	C-16-UB	A-16-M	T-16-UB	91-16	31-16	30-16	---
2009		Driver	C-26-UB ²	A-26-M	T-26-UB	91-26 ²	31-26 ²	30-24 ²	---
		Pass	C-20-UB	A-20-M	T-20-UB	91-20	31-20	30-20	---
		Rear	---	---	---	---	---	---	AR-16E
SCIROCCO									
1989-1986		Front	C-19-UB	A-19-M	T-19-UB	91-19	31-19	30-18	---
		Rear	C-16-UB	A-16-M	T-16-UB	91-16	31-16	30-16	---
1985-1975		Front	C-18-UB	A-18-M	T-18-UB	91-18	31-18	30-18	---
		Rear	C-16-UB	A-16-M	T-16-UB	91-16	31-16	30-16	---
SQUAREBACK									
1973-1972		Front	C-16-UB ¹	---	---	91-16 ¹	31-16 ¹	30-16 ¹	---
1971-1966		Front	C-14-UB ¹	---	---	91-14 ¹	31-14 ¹	30-13 ¹	---
SUPER BEETLE									
1980-1971		Front	---	---	---	---	31-13	30-13	---
THING									
1974-1973		Front	---	---	---	91-12	31-12	30-11	---
TIGUAN									
2014-2009		Driver	C-24-OE	A-24-M	---	---	---	30-24-OE	---
		Pass	C-21-OE	A-21-M	---	---	---	30-20-OE	---
TOUAREG									
2014		Front	C-24-OE	A-24-M	---	---	---	30-24-OE	---
2013-2004		Front	C-26-OE	A-26-M	---	---	---	30-24-OE	---
TRANSPORTER									
1994-1992		Front	C-21-UB	A-21-M	T-21-UB	91-21	31-21	30-20	---
		Rear	C-18-UB	A-18-M	T-18-UB	91-18	31-18	30-18	---
1991-1985		Front	C-18-UB	A-18-M	T-18-UB	91-18	31-18	30-18	---
		Rear	C-16-UB	A-16-M	T-16-UB	91-16	31-16	30-16	---








¹To replace OE-style blade, use included 7mm Bayonet connector; ²To install blade, use included 9x4mm Shim

MAKE	MODEL	Pos	BEAM		HYBRID	CONVENTIONAL			SPECIALTY
Year	Notes								
VOLKSWAGEN (cont.)									
TRANSPORTER (cont.)									
1979-1970		Front	C-15-UB	A-15-M	T-14-UB	91-15	31-15	30-15	---
1969-1968		Front	C-15-UB ¹	---	---	91-15¹	31-15¹	30-15 ¹	---
1967-1950		Front	---	---	---	91-12	31-12	30-11	---
VANAGON									
1991-1980		Front	C-18-UB	A-18-M	T-18-UB	91-18	31-18	30-18	---
		Rear	C-16-UB	A-16-M	T-16-UB	91-16	31-16	30-16	---
VOLVO									
122									
1968-1959		Front	---	---	---	91-11	31-11	30-11	---
142									
1974-1968		Front	C-16-UB ¹	---	---	91-16¹	31-16¹	30-16 ¹	---
144									
1974-1967		Front	C-16-UB ¹	---	---	91-16¹	31-16¹	30-16 ¹	---
145									
1974-1968		Front	C-16-UB ¹	---	---	91-16¹	31-16¹	30-16 ¹	---
164									
1975-1969		Front	C-16-UB ¹	---	---	91-16¹	31-16¹	30-16 ¹	---
1800									
1968-1961		Front	---	---	---	91-13¹	31-13¹	30-13 ¹	---
240									
1993-1990		Front	C-16-UB	A-16-M	T-16-UB	91-16	31-16	30-16	---
		Rear	C-17-UB	A-17-M	T-17-UB	91-17	31-17	30-16	---
242									
1984-1975		Front	C-16-UB ¹	---	---	91-16¹	31-16¹	30-16 ¹	---
244									
1989-1975		Front	C-16-UB ¹	---	---	91-16¹	31-16¹	30-16 ¹	---
245									
1989-1975		Front	C-16-UB ¹	---	---	91-16¹	31-16¹	30-16 ¹	---
		Rear	---	---	---	---	31-13	30-13	---
262									
1981-1980		Front	C-16-UB ³	A-16-M ³	---	91-16³	31-16³	30-16 ³	---
1979-1978		Driver	C-18-UB ³	A-18-M ³	---	91-18³	31-18³	30-18 ³	---
		Pass	C-16-UB ³	A-16-M ³	---	91-16³	31-16³	30-16 ³	---
1976		Front	C-16-UB ³	A-16-M ³	---	91-16³	31-16³	30-16 ³	---
264									
1982-1976		Front	C-16-UB ¹	---	---	91-16¹	31-16¹	30-16 ¹	---
265									
1981-1976		Front	C-16-UB ¹	---	---	91-16¹	31-16¹	30-16 ¹	---
		Rear	---	---	---	---	31-13	30-13	---
444									
1958-1950		Front	---	---	---	---	---	---	20-10
445									
1960-1956		Front	---	---	---	---	---	---	20-10








¹To replace OE-style blade, use included 7mm Bayonet connector; ³To replace OEM blade use Double End Pin Adapter (part number 48-05) - Not Included

			BEAM		HYBRID	CONVENTIONAL		SPECIALTY	
MAKE	MODEL	Pos							
Year	Notes								
VOLVO (cont.)									
544									
1967-1959		Front	---	---	---	91-11	31-11	---	---
740									
1992-1990		Front	C-20-UB	A-20-M	T-20-UB	91-20	31-20	30-20	---
		Rear	C-14-UB	A-14-M	T-14-UB	91-14	31-14	30-13	---
1989-1985		Front	C-20-UB	A-20-M	T-20-UB	91-20	31-20	30-20	---
		Rear	---	---	---	91-13	31-13	30-13	---
745									
1985		Front	C-20-UB	A-20-M	T-20-UB	91-20	31-20	30-20	---
		Rear	---	---	---	91-13	31-13	30-13	---
760									
1990-1989		Front	C-21-UB	A-21-M	T-21-UB	91-21	31-21	30-20	---
		Rear	---	---	---	91-13	31-13	30-13	---
1988-1986		Front	C-20-UB	A-20-M	T-20-UB	91-20	31-20	30-20	---
		Rear	---	---	---	91-13	31-13	30-13	---
1985-1983		Front	C-19-UB	A-19-M	T-19-UB	91-19	31-19	30-18	---
780									
1991-1987		Front	C-20-UB	A-20-M	T-20-UB	91-20	31-20	30-20	---
850									
1997-1994		Front	C-21-UB ²	A-21-M	T-21-UB	91-21 ²	31-21 ²	30-20 ²	---
		Rear	C-17-UB	A-17-M	T-17-UB	91-17	31-17	30-16	---
1993		Front	C-21-UB ²	A-21-M	T-21-UB	91-21 ²	31-21 ²	30-20 ²	---
940									
1995-1991		Front	C-20-UB	A-20-M	T-20-UB	91-20	31-20	30-20	---
		Rear	C-14-UB	A-14-M	T-14-UB	91-14	31-14	30-13	---
960									
1997-1992		Front	C-21-UB	A-21-M	T-21-UB	91-21	31-21	30-20	---
		Rear	---	---	---	91-13 ¹	31-13 ¹	30-13 ¹	---
C30									
2013-2010		Driver	C-26-OE	A-26-M	---	---	---	30-24-OE	---
		Pass	C-20-OE	A-20-M	---	---	---	30-20-OE	---
		Rear	---	---	---	---	---	---	AR-16E
2009-2007		Driver	C-26-OE	A-26-M	---	---	---	30-24-OE	---
		Pass	C-20-OE	A-20-M	---	---	---	30-20-OE	---
C70									
2013-2006		Driver	C-26-OE	A-26-M	---	---	---	30-24-OE	---
		Pass	C-19-OE	A-19-M	---	---	---	30-18-OE	---
2005		Front	C-21-UB	A-21-M	T-21-UB	91-21	31-21	30-20	---
2004-1998		Front	C-21-UB ²	A-21-M	T-21-UB	91-21 ²	31-21 ²	30-20 ²	---
DL									
1984		Front	C-16-UB	A-16-M	T-16-UB	91-16	31-16	30-16	---
		Rear	---	---	---	---	31-13	30-13	---
GLE									
1984		Front	C-19-UB	A-19-M	T-19-UB	91-19	31-19	30-18	---

¹To replace OE-style blade, use included 7mm Bayonet connector; ²To install blade, use included 9x4mm Shim






































			BEAM		HYBRID	CONVENTIONAL		SPECIALTY	
MAKE	MODEL	Pos							
Year	Notes								
VOLVO (cont.)									
S40									
2011-2004	Driver	C-26-OE	A-26-M	---	---	---	30-24-OE	---	
	Pass	C-20-OE	A-20-M	---	---	---	30-20-OE	---	
2003-2000	Driver	C-21-UB	A-21-M	T-21-UB	91-21	31-21	30-20	---	
	Pass	C-20-UB	A-20-M	T-20-UB	91-20	31-20	30-20	---	
S60									
2015-2011	Driver	C-26-OE	A-26-M	---	---	---	30-24-OE	---	
	Pass	C-20-OE	A-20-M	---	---	---	30-20-OE	---	
2009-2005	Driver	C-24-OE	A-24-M	---	---	---	30-24-OE	---	
	Pass	C-22-OE	A-22-M	---	---	---	30-22-OE	---	
2004-2001	Driver	C-24-UB ²	A-24-M	T-24-UB	91-24 ²	31-24 ²	30-24 ²	---	
	Pass	C-22-UB ²	A-22-M	T-22-UB	91-22 ²	31-22 ²	30-22 ²	---	
S70									
2000-1998	Front	C-21-UB ²	A-21-M	T-21-UB	91-21 ²	31-21 ²	30-20 ²	---	
S80									
2015-2007	Driver	C-26-OE	A-26-M	---	---	---	30-24-OE	---	
	Pass	C-20-OE	A-20-M	---	---	---	30-20-OE	---	
2006-2005	Driver	C-24-OE	A-24-M	---	---	---	30-24-OE	---	
	Pass	C-22-OE	A-22-M	---	---	---	30-22-OE	---	
2004-1999	Driver	C-24-UB	A-24-M	T-24-UB	91-24	31-24	30-24	---	
	Pass	C-22-UB	A-22-M	T-22-UB	91-22	31-22	30-22	---	
S90									
1998-1997	Front	C-21-UB	A-21-M	T-21-UB	91-21	31-21	30-20	---	
V40									
2004-2000	Driver	C-21-UB	A-21-M	T-21-UB	91-21	31-21	30-20	---	
	Pass	C-20-UB	A-20-M	T-20-UB	91-20	31-20	30-20	---	
	Rear	C-16-UB	A-16-M	T-16-UB	91-16	31-16	30-16	---	
V50									
2011-2005	Driver	C-26-OE	A-26-M	---	---	---	30-24-OE	---	
	Pass	C-20-OE	A-20-M	---	---	---	30-20-OE	---	
V60									
2015	Driver	C-26-OE	A-26-M	---	---	---	30-24-OE	---	
	Pass	C-20-OE	A-20-M	---	---	---	30-20-OE	---	
	Rear	---	---	---	91-12	31-12	---	---	
V70									
2010-2008	Driver	C-26-OE	A-26-M	---	---	---	30-24-OE	---	
	Pass	C-20-OE	A-20-M	---	---	---	30-20-OE	---	
2007-2005	Driver	C-24-OE	A-24-M	---	---	---	30-24-OE	---	
	Pass	C-22-OE	A-22-M	---	---	---	30-22-OE	---	
2004-2001	Driver	C-24-UB	A-24-M	T-24-UB	91-24	31-24	30-24	---	
	Pass	C-22-UB	A-22-M	T-22-UB	91-22	31-22	30-22	---	
	Rear	C-17-UB	A-17-M	T-17-UB	91-17	31-17	30-16	---	
2000-1998	Front	C-21-UB ²	A-21-M	T-21-UB	91-21 ²	31-21 ²	30-20 ²	---	
	Rear	C-17-UB	A-17-M	T-17-UB	91-17	31-17	30-16	---	







































²To install blade, use included 9x4mm Shim

			BEAM		HYBRID	CONVENTIONAL		SPECIALTY	
MAKE	MODEL	Pos							
Year	Notes								
VOLVO (cont.)									
V90									
1998-1997	Front	C-21-UB	A-21-M	T-21-UB	91-21	31-21	30-20		
	Rear	C-14-UB	A-14-M	T-14-UB	91-14	31-14	30-13		
XC60									
2015-2012	Driver	C-26-OE	A-26-M	---	---	---	30-24-OE		
	Pass	C-20-OE	A-20-M	---	---	---	30-20-OE		
	Rear	---	---	---	---	---	---	AR-14D	
2011-2010	Driver	C-26-OE	A-26-M	---	---	---	30-24-OE		
	Pass	C-20-OE	A-20-M	---	---	---	30-20-OE		
XC70									
2015-2008	Driver	C-26-OE	A-26-M	---	---	---	30-24-OE		
	Pass	C-20-OE	A-20-M	---	---	---	30-20-OE		
2007-2005	Driver	C-24-OE	A-24-M	---	---	---	30-24-OE		
	Pass	C-22-OE	A-22-M	---	---	---	30-22-OE		
2004-2003	Driver	C-24-UB	A-24-M	T-24-UB	91-24	31-24	30-24		
	Pass	C-22-UB	A-22-M	T-22-UB	91-22	31-22	30-22		
	Rear	C-16-UB	A-16-M	T-16-UB	91-16	31-16	30-16		
XC90									
2014-2013	Driver	C-24-OE	A-24-M	---	---	---	30-24-OE		
	Pass	C-22-OE	A-22-M	---	---	---	30-22-OE		
	Rear	---	---	---	---	---	---	AR-14D	
2012-2005	Driver	C-24-OE	A-24-M	---	---	---	30-24-OE		
	Pass	C-22-OE	A-22-M	---	---	---	30-22-OE		
2004-2003	Driver	C-24-UB	A-24-M	T-24-UB	91-24	31-24	30-24		
	Pass	C-22-UB	A-22-M	T-22-UB	91-22	31-22	30-22		
	Rear	C-16-UB	A-16-M	T-16-UB	91-16	31-16	30-16		
YUGO									
ALL									
1992-1986	Front	C-16-UB ¹	---	---	91-16 ¹	31-16 ¹	30-16 ¹		
	Hatchback	Rear	---	---	---	91-13 ¹	31-13 ¹	30-13 ¹	

¹To replace OE-style blade, use included 7mm Bayonet connector



			HEAVY DUTY		BEAM		HYBRID	CONVENTIONAL		SPECIALTY	
MAKE											
VEHICLE TYPE											
MODEL											
Year	Notes	Blade Color	Pos								
AM GENERAL											
SPORT UTILITY											
HUMMER											
2001-1995		 Front	---	---	---	---	---	91-12	31-12	30-11	---
1994-1992	w/ Saddle Style Arm	 Front	---	57-05	---	---	---	---	---	---	---
		 Front	---	52-10	---	---	---	---	---	---	51-11
	w/ Side Pin Style Arm	 Front	---	---	---	---	---	91-12	31-12	30-11	---
AUTOCAR											
CONVENTIONAL CAB											
A SERIES											
1980-1969		 Front	---	57-08	---	---	---	---	---	59-16	---
		 Front	---	52-16	---	---	---	---	---	---	---
1968-1959		 Front	---	57-04	---	---	---	---	---	59-13	---
		 Front	---	52-14	---	---	---	---	---	---	---
AC SERIES											
1995-1989		 Front	---	---	C-20-UB	A-20-M	T-20-UB	91-20	31-20	30-20	---
ACL SERIES											
2001-1995		 Front	---	---	C-20-UB	A-20-M	T-20-UB	91-20	31-20	30-20	---
AT SERIES											
1988-1984		 Front	---	57-09	---	---	---	---	---	59-18	---
		 Front	---	52-18	---	---	---	---	---	---	---
C, DC SERIES											
1985-1969		 Front	---	57-08	---	---	---	---	---	59-16	---
		 Front	---	52-16	---	---	---	---	---	---	---
1968-1959		 Front	---	57-06	---	---	---	---	---	59-13	---
		 Front	---	52-12	---	---	---	---	---	---	---
CONSTRUCKTOR											
1986-1985		 Front	---	57-10	---	---	---	---	---	59-18	---
		 Front	---	52-20	---	---	---	---	---	---	---
CONSTRUCKTOR 2											
1983-1978		 Front	---	57-10	---	---	---	---	---	59-18	---
		 Front	---	52-20	---	---	---	---	---	---	---
DK SERIES											
1988-1986		 Front	---	57-09	---	---	---	---	---	59-18	---
		 Front	---	52-18	---	---	---	---	---	---	---
KK SERIES											
1978-1974		 Front	---	57-08	---	---	---	---	---	59-16	---
		 Front	---	52-16	---	---	---	---	---	---	---
S SERIES											
1984-1980		 Front	---	57-09	---	---	---	---	---	59-18	---
		 Front	---	52-18	---	---	---	---	---	---	---
HALF CAB											
CK SERIES											
1976-1968		 Front	---	57-10	---	---	---	---	---	59-18	57-30
		 Front	---	52-20	---	---	---	---	---	---	51-20

				HEAVY DUTY		BEAM		HYBRID	CONVENTIONAL		SPECIALTY	
MAKE												
VEHICLE TYPE												
MODEL												
Year	Notes	Blade Color	Pos									
BERING TRUCK (cont.)												
TILT CAB												
HD SERIES												
2001-1999		 Front	---	---	C-22-UB	A-22-M	T-22-UB	91-22	31-22	30-22	---	
LD SERIES												
2001-1999		 Front	---	---	C-20-UB	A-20-M	T-20-UB	91-20	31-20	30-20	---	
MD SERIES												
2001-1999		 Front	---	---	C-20-UB	A-20-M	T-20-UB	91-20	31-20	30-20	---	
BROCKWAY												
CONVENTIONAL CAB												
300 SERIES												
1968-1967	65A, 68A Cabs	 Driver	---	52-15	---	---	---	---	---	59-15	57-25	
		 Driver	---	---	---	---	---	---	---	---	51-15	
		 Pass	---	---	---	---	---	---	---	59-13	57-23	
		 Pass	---	---	---	---	---	---	---	---	51-13	
	Except 65A, 68A Cabs	 Front	---	57-08	---	---	---	---	---	59-16	57-26	
		 Front	---	52-16	---	---	---	---	---	---	51-16	
1966-1965	Except 65A, 68A Cabs	 Front	---	57-08	---	---	---	---	---	59-16	57-26	
		 Front	---	52-16	---	---	---	---	---	---	51-16	
400 SERIES												
1977-1965	50, 80 Cabs	 Front	---	57-10	---	---	---	---	---	59-18	---	
		 Front	---	52-20	---	---	---	---	---	---	---	
500 SERIES												
1977-1963	Huskiteer	 Front	---	57-10	---	---	---	---	---	59-18	---	
		 Front	---	52-20	---	---	---	---	---	---	---	
700 SERIES												
1977-1973		 Front	---	57-08	---	---	---	---	---	59-16	---	
		 Front	---	52-16	---	---	---	---	---	---	---	
CAPACITY												
HALF CAB												
TRAILER JOCKEY												
2002-1997		 Front	---	50-28	---	---	---	---	---	---	---	
1986-1970		 Front	---	---	---	---	---	---	---	---	51-22	
CHEVROLET												
CONVENTIONAL CAB												
BISON												
1980-1977		 Front	---	57-04	---	---	---	---	---	59-13	---	
		 Front	---	52-14	---	---	---	---	---	---	---	
BRUIN												
1981-1978		 Front	---	---	C-16-UB ¹	---	---	91-16 ¹	31-16 ¹	30-16 ¹	---	
CONVENTIONAL CAB												
2009-2003		 Front	---	---	C-22-UB	A-22-M	T-22-UB	91-22	31-22	30-22	---	
2002-1990		 Front	---	---	C-18-UB	A-18-M	---	91-18	31-18	30-18	---	
1989-1973		 Front	---	---	C-16-UB ¹	---	---	91-16 ¹	31-16 ¹	30-16 ¹	---	
1972-1967		 Front	---	---	C-15-UB ¹	---	---	91-15 ¹	31-15 ¹	30-15 ¹	---	
1966-1960		 Front	---	---	---	---	---	---	31-13	30-13	---	
1959-1955		 Front	---	---	---	---	---	---	31-12	30-11	---	
		 Front	---	---	---	---	---	---	---	---	20-12 ⁷	

¹To replace OE-style blade, use included 7mm Bayonet connector; ⁷To replace OEM blade use included 5mm Bayonet to Dead Locker Rectifier (part number 47-63)









































MAKE			HEAVY DUTY		BEAM		HYBRID	CONVENTIONAL		SPECIALTY	
VEHICLE TYPE			TEN-EDGE	CLEAR-FLEX	CONTOUR	PROFILE	TRANSFORM	Aerolam Edge	ANCO	WINTER BLADE	REAR BLADE SPECIALTY
MODEL											
Year	Notes	Blade Color Pos									
CHEVROLET (cont.)											
CONVENTIONAL CAB (cont.)											
SHORT CONVENTIONAL CAB											
1978-1966		Front	---	---	C-16-UB ¹	---	---	91-16 ¹	31-16 ¹	30-16 ¹	---
1965-1960		Front	---	---	---	---	---	---	31-13	30-13	---
STEP VAN											
P-SERIES STEP VAN											
2002-1991	Except Grumman Built	Front	---	---	C-18-UB	A-18-M	---	91-18	31-18	30-18	---
1990-1978	Except Grumman Built	Front	---	---	C-16-UB ¹	---	---	91-16 ¹	31-16 ¹	30-16 ¹	---
1977-1970		Front	---	---	C-16-UB ¹	---	---	91-16 ¹	31-16 ¹	30-16 ¹	---
1966-1964		Front	---	57-04	---	---	---	---	---	59-13	57-24
		Front	---	52-14	---	---	---	---	---	---	51-14
TILT CAB											
STEEL TILT CAB											
1980-1979		Front	---	---	C-18-UB ¹	---	---	91-18 ¹	31-18 ¹	30-18 ¹	---
1974-1973		Front	---	---	C-18-UB ¹	---	---	91-18 ¹	31-18 ¹	30-18 ¹	---
1972-1960		Front	---	57-09	---	---	---	---	---	59-18	---
		Front	---	52-18	---	---	---	---	---	---	---
T-SERIES TILT CAB											
2009-1997		Front	---	---	C-22-UB	A-22-M	T-22-UB	91-22	31-22	30-22	---
TITAN											
1980-1971		Front	---	52-27	---	---	---	---	---	59-24	---
		Front	---	52-26	---	---	---	---	---	---	---
W-SERIES TILTMASER											
2009-1995		Front	---	---	C-20-UB	A-20-M	T-20-UB	91-20	31-20	30-20	---
1994-1984		Front	---	---	C-18-UB ¹	---	---	91-18 ¹	31-18 ¹	30-18 ¹	---
CRANE CARRIER											
HALF CAB											
CENTURY I											
1980-1972	B, D & M-Series	Front	---	57-10	---	---	---	---	---	59-18	---
		Front	---	52-20	---	---	---	---	---	---	---
CENTURY II											
1985-1981	B, D & M-Series	Front	---	---	---	---	---	---	---	---	51-22
TILT CAB											
CENTURION											
1987-1986	LE-Series	Front	---	---	---	---	---	---	---	---	51-22
1985-1980	F-Series	Front	---	57-09	---	---	---	---	---	59-18	57-28
		Front	---	52-18	---	---	---	---	---	---	51-18
	LE-Series	Front	---	---	---	---	---	---	---	---	51-22
1979-1975	F-Series	Front	---	57-09	---	---	---	---	---	59-18	57-28
		Front	---	52-18	---	---	---	---	---	---	51-18
DODGE											
CONVENTIONAL CAB											
ALL EXCEPT POWER WAGON											
1963-1951	w/ Bayonet Arm (repl)	Front	---	---	---	---	---	---	31-12	30-11	---
		Front	---	---	---	---	---	---	---	---	20-12 ⁷
	w/ Wrist Action Arm	Front	---	---	---	---	---	---	---	---	20-12

¹To replace OE-style blade, use included 7mm Bayonet connector; ⁷To replace OEM blade use included 5mm Bayonet to Dead Locker Rectifier (part number 47-63)

				HEAVY DUTY		BEAM		HYBRID	CONVENTIONAL		SPECIALTY		
MAKE				TEN-EDGE	CLEAR-FLEX	CONTOUR	PROFILE	TRANSFORM	ADVANTAGE	ANCO	WINTER BLADE	REAR BLADE SPECIALTY	
VEHICLE TYPE													
MODEL													
Year	Notes	Blade Color	Pos										
DODGE (cont.)													
CONVENTIONAL CAB (cont.)													
C-SERIES													
1976-1964	w/ Bayonet Arm (repl)	■	Front	---	---	---	---	---	---	31-12	30-11	---	
		□	Front	---	---	---	---	---	---	---	---	20-12 ⁷	
	w/ Wrist Action Arm	□	Front	---	---	---	---	---	---	---	---	20-12	
D/W-SERIES													
1974-1972		■	Front	---	---	C-18-UB ¹	---	---	---	91-18 ¹	31-18 ¹	30-18 ¹	---
1971-1969		■	Front	---	---	---	---	---	---	91-13 ¹	31-13 ¹	30-13 ¹	---
1968-1964		■	Front	---	---	---	---	---	---	---	31-12	30-11	---
		□	Front	---	---	---	---	---	---	---	---	---	20-12 ⁷
RAM TRUCK													
2010		■	Front	---	---	C-22-UB	A-22-M	T-22-UB	91-22	31-22	30-22	---	
2009-2008		■	Front	---	---	C-24-UB	A-24-M	T-24-UB	91-24	31-24	30-24	---	
STEP VAN													
P-SERIES STEP VAN													
1972		■	Front	---	---	C-18-UB ¹	---	---	---	91-18 ¹	31-18 ¹	30-18 ¹	---
1971-1969		■	Front	---	---	---	---	---	---	91-13 ¹	31-13 ¹	30-13 ¹	---
1968-1967		■	Front	---	---	---	---	---	---	---	31-12	30-11	---
		□	Front	---	---	---	---	---	---	---	---	---	20-12 ⁷
SPRINTER													
2009-2007		■	Driver	---	---	C-26-OE	A-26-M	---	---	---	---	30-24-OE	---
		■	Pass	---	---	C-24-OE	A-24-M	---	---	---	---	30-24-OE	---
2006-2003		■	Driver	---	---	C-24-UB	A-24-M	T-24-UB	91-24	31-24	30-24	---	---
		■	Pass	---	---	C-22-UB	A-22-M	T-22-UB	91-22	31-22	30-22	---	---
TILT CAB													
L-SERIES													
1975-1964		■	Front	---	57-10	---	---	---	---	---	59-18	57-30	---
		□	Front	---	52-20	---	---	---	---	---	---	51-20	---
FORD													
CONVENTIONAL CAB													
AEROMAX													
1998-1996		■	Front	---	---	C-20-UB	A-20-M	T-20-UB	91-20	31-20	30-20	---	---
1995-1989		■	Front	---	57-18	---	---	---	---	---	---	---	---
		□	Front	---	57-01	---	---	---	---	---	---	---	---
F-SERIES TRUCK													
2014-2009		■	Front	---	---	C-22-UB	A-22-M	T-22-UB	91-22	31-22	30-22	---	---
2008-2000		■	Front	---	---	C-20-UB	A-20-M	T-20-UB	91-20	31-20	30-20	---	---
1999-1995		■	Front	---	---	C-18-UB	A-18-M	T-18-UB	91-18	31-18	30-18	---	---
1994	w/ J-Hook Style Arm	■	Front	---	---	C-18-UB	A-18-M	T-18-UB	91-18	31-18	30-18	---	---
	w/ Side Pin Style Arm	■	Front	---	---	C-18-UB	A-18-M	---	91-18	31-18	30-18	---	---
1993-1980		■	Front	---	---	C-18-UB	A-18-M	---	91-18	31-18	30-18	---	---
1979-1967		■	Front	---	---	C-15-UB ¹	---	---	91-15 ¹	31-15 ¹	30-15 ¹	---	---
1966-1960		■	Front	---	---	---	---	---	91-13 ¹	31-13 ¹	30-13 ¹	---	---
1959-1948		■	Front	---	---	---	---	---	---	31-12	30-11	---	---
		□	Front	---	---	---	---	---	---	---	---	---	20-12 ⁷








































¹To replace OE-style blade, use included 7mm Bayonet connector; ⁷To replace OEM blade use included 5mm Bayonet to Dead Locker Rectifier (part number 47-63)



MAKE				HEAVY DUTY		BEAM		HYBRID	CONVENTIONAL		SPECIALTY	
VEHICLE TYPE												
MODEL												
Year	Notes	Blade Color	Pos									
FORD (cont.)												
CONVENTIONAL CAB (cont.)												
L-SERIES (LOUISVILLE) TRUCK												
1998		 Front	---	---	C-20-UB	A-20-M	T-20-UB	91-20	31-20	30-20	---	
1997-1996	Except LN, LTL-Series	 Front	---	---	C-20-UB	A-20-M	T-20-UB	91-20	31-20	30-20	---	
	LN, LTL-Series	 Front	---	57-18	---	---	---	---	---	---	---	
		 Front	---	57-01	---	---	---	---	---	---	---	
1995-1970		 Front	---	57-18	---	---	---	---	---	---	---	
		 Front	---	57-01	---	---	---	---	---	---	---	
N-SERIES SHORT CONVENTIONAL CAB												
1969-1960		 Front	---	---	---	---	---	91-13 ¹	31-13 ¹	30-13 ¹	---	
T-SERIES TANDEM AXLE												
1969-1960		 Front	---	---	---	---	---	91-13 ¹	31-13 ¹	30-13 ¹	---	
1959-1956		 Front	---	---	---	---	---	---	31-12	30-11	---	
		 Front	---	---	---	---	---	---	---	---	20-12 ⁷	
PARCEL DELIVERY												
P-SERIES PARCEL DELIVERY												
1966-1949		 Front	---	57-08	---	---	---	---	---	59-16	57-26	
		 Front	---	52-16	---	---	---	---	---	---	51-16	
TILT CAB												
C-SERIES												
1990-1986	w/ Double Arm	 Front	---	57-08	---	---	---	---	---	59-16	---	
		 Front	---	52-16	---	---	---	---	---	---	---	
1985-1961	w/ Double Arm	 Front	---	57-08	---	---	---	---	---	59-16	---	
		 Front	---	52-16	---	---	---	---	---	---	---	
	w/ Single Arm	 Front	---	57-08	---	---	---	---	---	59-16	---	
		 Front	---	52-16	---	---	---	---	---	---	---	
CF-SERIES (CARGO)												
1998-1986		 Front	---	52-27	---	---	---	---	---	59-24	---	
	 Front	---	52-26	---	---	---	---	---	---	---	---	
CL-SERIES												
1991-1978		 Front	---	---	C-22-UB	A-22-M	---	91-22	31-22	30-22	---	
	 Front	---	57-22	---	---	---	---	---	---	---	---	
H-SERIES												
1965-1961		 Front	---	57-08	---	---	---	---	---	59-16	---	
	 Front	---	52-16	---	---	---	---	---	---	---	---	
LCF												
2009-2006		 Driver	---	---	C-21-UB	A-21-M	T-21-UB	91-21	31-21	30-20	---	
	 Pass	---	---	C-20-UB	A-20-M	T-20-UB	91-20	31-20	30-20	---	---	
W-SERIES												
1973-1966		 Front	---	57-10	---	---	---	---	---	59-18	57-30	
	 Front	---	52-20	---	---	---	---	---	---	---	51-20	
FREIGHTLINER												
CONVENTIONAL CAB												
CASCADIA												
2014-2008		 Front	---	---	C-24-UB	A-24-M	T-24-UB	91-24	31-24	30-24	---	










































¹To replace OE-style blade, use included 7mm Bayonet connector; ⁷To replace OEM blade use included 5mm Bayonet to Dead Locker Rectifier (part number 47-63)



				HEAVY DUTY		BEAM		HYBRID	CONVENTIONAL		SPECIALTY	
MAKE												
VEHICLE TYPE												
MODEL												
Year	Notes	Blade Color	Pos									
FREIGHTLINER (cont.)												
CONVENTIONAL CAB (cont.)												
CENTURY CLASS												
2010-2001		 Front	---	---	C-22-UB	A-22-M	T-22-UB	91-22	31-22	30-22	---	
2000-1996		 Front	---	52-24	C-24-UB	A-24-M	---	91-24	31-24	30-24	---	
CLASSIC XL												
2009-1993		 Front	---	52-15	---	---	---	---	---	59-15	57-25	
		 Front	---	---	---	---	---	---	---	---	51-15	
COLUMBIA												
2010-2000		 Front	---	---	C-22-UB	A-22-M	T-22-UB	91-22	31-22	30-22	---	
CORONADO												
2013-2001		 Front	---	---	C-22-UB	A-22-M	T-22-UB	91-22	31-22	30-22	---	
FL (BUSINESS CLASS)												
2005-1991		 Front	---	52-24	C-24-UB	A-24-M	---	91-24	31-24	30-24	---	
FLC												
1998-1986		 Front	---	52-15	---	---	---	---	---	59-15	57-25	
		 Front	---	---	---	---	---	---	---	---	51-15	
1985-1976		 Front	---	57-08	---	---	---	---	---	59-16	57-26	
		 Front	---	52-16	---	---	---	---	---	---	51-16	
FLD												
2009-1989		 Front	---	52-15	---	---	---	---	---	59-15	57-25	
		 Front	---	---	---	---	---	---	---	---	51-15	
M2 (BUSINESS CLASS)												
2013-2003		 Front	---	---	C-22-UB	A-22-M	T-22-UB	91-22	31-22	30-22	---	
MB (BUSINESS CLASS)												
1995-1991		 Front	---	52-24	C-24-UB	A-24-M	---	91-24	31-24	30-24	---	
STEP VAN												
MT-SERIES												
2011-1996	w/ Bottom-Mounted Wipers	 Front	---	---	C-18-UB	A-18-M	T-18-UB	91-18	31-18	30-18	---	
	w/ Top-Mounted Wipers	 Front	---	---	C-24-UB	A-24-M	T-24-UB	91-24	31-24	30-24	---	
SPRINTER												
2014-2007		 Driver	---	---	C-26-OE	A-26-M	---	---	---	30-24-OE	---	
		 Pass	---	---	C-24-OE	A-24-M	---	---	---	30-24-OE	---	
2006-2003		 Front	---	---	C-24-UB	A-24-M	T-24-UB	91-24	31-24	30-24	---	
TILT CAB												
ALL TILT CABS												
1997-1989		 Front	---	57-04	---	---	---	---	---	59-13	57-24	
		 Front	---	52-14	---	---	---	---	---	---	51-14	
1988-1972		 Front	---	52-15	---	---	---	---	---	59-15	57-25	
		 Front	---	---	---	---	---	---	---	---	51-15	
1971-1967		 Front	---	57-08	---	---	---	---	---	59-16	57-26	
		 Front	---	52-16	---	---	---	---	---	---	51-16	
ARGOSY												
2006-1999	110, w/ Split Windshield	 Front	---	---	C-21-UB	A-21-M	T-21-UB	91-21	31-21	30-20	---	
	63, 90, 101	 Front	---	---	C-20-UB ²⁴	A-20-M ²⁴	T-20-UB ²⁴	91-20 ²⁴	31-20 ²⁴	30-20 ²⁴	---	
FC-SERIES (BUSINESS CLASS)												
1999-1998		 Front	---	52-27	---	---	---	---	---	59-24	---	
		 Front	---	52-26	---	---	---	---	---	---	---	

²⁴w/ Solid Windshield









































				HEAVY DUTY		BEAM		HYBRID	CONVENTIONAL		SPECIALTY	
MAKE												
VEHICLE TYPE												
MODEL												
Year	Notes	Blade Color	Pos									
FREIGHTLINER (cont.)												
TILT CAB (cont.)												
FLH												
1998		 Front	---	---	C-21-UB	A-21-M	T-21-UB	91-21	31-21	30-20	---	
FWD												
CONVENTIONAL CAB												
CA-64, CB-66, CC-66												
1977-1972		 Front	---	57-08	---	---	---	---	---	59-16	57-26	
		 Front	---	52-16	---	---	---	---	---	---	51-16	
RO SERIES												
1984		 Front	---	57-08	---	---	---	---	---	59-16	57-26	
		 Front	---	52-16	---	---	---	---	---	---	51-16	
GMC												
CONVENTIONAL CAB												
BRIGADIER												
1988-1978		 Front	---	---	C-16-UB ¹	---	---	91-16 ¹	31-16 ¹	30-16 ¹	---	
CAB-OVER												
1959-1957		 Front	---	57-08	---	---	---	---	---	59-16	57-26	
		 Front	---	52-16	---	---	---	---	---	---	51-16	
CONVENTIONAL CAB												
2009-2003		 Front	---	---	C-22-UB	A-22-M	T-22-UB	91-22	31-22	30-22	---	
2002-1990		 Front	---	---	C-18-UB	A-18-M	---	91-18	31-18	30-18	---	
1989-1973		 Front	---	---	C-16-UB ¹	---	---	91-16 ¹	31-16 ¹	30-16 ¹	---	
1972-1967		 Front	---	---	C-15-UB ¹	---	---	91-15 ¹	31-15 ¹	30-15 ¹	---	
1966-1964		 Front	---	---	---	---	---	---	31-13	30-13	---	
1963-1960		 Front	---	57-04	---	---	---	---	---	59-13	57-24	
		 Front	---	52-14	---	---	---	---	---	---	51-14	
1959-1957		 Front	---	---	---	---	---	---	---	59-13	57-23	
		 Front	---	---	---	---	---	---	---	---	51-13	
1955-1954		 Front	---	52-15	---	---	---	---	---	59-15	57-25	
		 Front	---	---	---	---	---	---	---	---	51-15	
1953		 Front	---	---	---	---	---	---	---	59-13	57-23	
		 Front	---	---	---	---	---	---	---	---	51-13	
GENERAL												
1987-1977		 Front	---	57-04	---	---	---	---	---	59-13	---	
		 Front	---	52-14	---	---	---	---	---	---	---	
SHORT CONVENTIONAL CAB												
1978-1970		 Front	---	---	C-16-UB ¹	---	---	91-16 ¹	31-16 ¹	30-16 ¹	---	
1969-1967		 Front	---	---	C-15-UB ¹	---	---	91-15 ¹	31-15 ¹	30-15 ¹	---	
1966-1964		 Front	---	---	---	---	---	---	31-13	30-13	---	
1963-1960		 Front	---	57-04	---	---	---	---	---	59-13	57-24	
		 Front	---	52-14	---	---	---	---	---	---	51-14	
1959-1957		 Front	---	---	---	---	---	---	---	59-13	57-23	
		 Front	---	---	---	---	---	---	---	---	51-13	
1956-1955		 Front	---	52-15	---	---	---	---	---	59-15	57-25	
		 Front	---	---	---	---	---	---	---	---	51-15	

¹To replace OE-style blade, use included 7mm Bayonet connector

				HEAVY DUTY		BEAM		HYBRID	CONVENTIONAL		SPECIALTY	
MAKE				TEN-EDGE	CLEAR-FLEX	CONTOUR	PROFILE.	TRANSFORM	ALTRA VANTAGE	ANCO	WINTER BLADE	REAR BLADE SPECIALTY
VEHICLE TYPE												
MODEL												
Year	Notes	Blade Color	Pos									
GMC (cont.)												
STEP VAN												
P-SERIES STEP VAN												
2000-1991	Except Grumman Built	■	Front	---	---	C-18-UB	A-18-M	---	91-18	31-18	30-18	---
1990-1978	Except Grumman Built	■	Front	---	---	C-16-UB ¹	---	---	91-16 ¹	31-16 ¹	30-16 ¹	---
1977-1970		■	Front	---	---	C-16-UB ¹	---	---	91-16 ¹	31-16 ¹	30-16 ¹	---
TILT CAB												
ALUMINUM TILT CAB												
1968-1963		■	Front	---	57-09	---	---	---	---	---	59-18	---
		□	Front	---	52-18	---	---	---	---	---	---	---
ASTRO												
1987-1969		■	Front	---	52-27	---	---	---	---	---	59-24	---
		□	Front	---	52-26	---	---	---	---	---	---	---
STEEL TILT CAB												
1980-1973		■	Front	---	---	C-18-UB	A-18-M	---	91-18	31-18	30-18	---
1972-1960		■	Front	---	57-09	---	---	---	---	---	59-18	---
		□	Front	---	52-18	---	---	---	---	---	---	---
T-SERIES TILT CAB												
2009-1997		■	Front	---	---	C-22-UB	A-22-M	T-22-UB	91-22	31-22	30-22	---
W-SERIES FORWARD												
2009-1995		■	Front	---	---	C-20-UB	A-20-M	T-20-UB	91-20	31-20	30-20	---
1994-1984		■	Front	---	---	C-18-UB ¹	---	---	91-18 ¹	31-18 ¹	30-18 ¹	---
WT5500												
2004-2000		■	Front	---	---	C-22-UB	A-22-M	T-22-UB	91-22	31-22	30-22	---
GRUMMAN												
STEP VAN												
LLV POSTAL TRUCK												
1995-1987		■	Front	---	57-10	---	---	---	---	---	59-18	---
		□	Front	---	52-20	---	---	---	---	---	---	---
STEP VAN												
1987-1978		■	Front	---	57-10	---	---	---	---	---	59-18	57-30
		□	Front	---	52-20	---	---	---	---	---	---	51-20
HENDRICKSON												
CONVENTIONAL CAB												
CCC												
1971		□	Front	---	---	---	---	---	---	---	---	51-22
FIRE TRUCK												
1972		■	Front	---	57-09	---	---	---	---	---	59-18	57-28
		□	Front	---	52-18	---	---	---	---	---	---	51-18
H												
1977-1969		■	Front	---	57-04	---	---	---	---	---	59-13	---
		□	Front	---	52-14	---	---	---	---	---	---	---











































¹To replace OE-style blade, use included 7mm Bayonet connector



				HEAVY DUTY		BEAM		HYBRID	CONVENTIONAL		SPECIALTY		
MAKE													
VEHICLE TYPE													
MODEL													
Year	Notes	Blade Color	Pos										
HINO (cont.)													
CONVENTIONAL CAB													
ALL MODELS													
2014-2006			Driver	---	---	C-26-UB	A-26-M	T-26-UB	91-26	31-26	30-24	---	
			Pass	---	---	C-22-UB	A-22-M	T-22-UB	91-22	31-22	30-22	---	
TILT CAB													
ALL MODELS													
2014-2013			Driver	---	---	C-26-UB	A-26-M	T-26-UB	91-26	31-26	30-24	---	
			Pass	---	---	C-22-UB	A-22-M	T-22-UB	91-22	31-22	30-22	---	
2004-1998			Front	---	---	C-26-UB ³	A-26-M ³	---	---	---	---	---	
FA/FB/FD-SERIES													
1997-1986			Front	---	---	C-18-UB ¹	---	---	91-18 ¹	31-18 ¹	30-18 ¹	---	
FE/FF-SERIES													
1997-1993			Front	---	---	C-26-UB ³	A-26-M ³	---	---	---	---	---	
1992-1984			Front	---	---	C-20-UB ⁵	A-20-M ⁵	T-20-UB ⁵	91-20 ⁵	31-20 ⁵	30-20 ⁵	---	
SG SERIES													
2001-1986			Front	---	---	C-20-UB ⁵	A-20-M ⁵	T-20-UB ⁵	91-20 ⁵	31-20 ⁵	30-20 ⁵	---	
INTERNATIONAL / NAVISTAR / IHC													
CONVENTIONAL CAB													
ALL MODELS													
2014-2002		w/ Solid Windshield		Front	---	---	C-22-UB	A-22-M	T-22-UB	91-22	31-22	30-22	---
		w/ Split Windshield		Front	---	---	C-18-UB	A-18-M	T-18-UB	91-18	31-18	30-18	---
4000 SERIES													
2001-1993			Front	---	---	C-16-UB	A-16-M	---	91-16	31-16	30-16	---	
1992-1989			Front	---	---	C-14-UB	A-14-M	---	91-14	31-14	30-13	---	
7000 SERIES													
1997-1993			Front	---	---	C-16-UB	A-16-M	---	91-16	31-16	30-16	---	
1992-1990			Front	---	---	C-14-UB	A-14-M	---	91-14	31-14	30-13	---	
8000 SERIES													
2001-1993			Front	---	---	C-16-UB	A-16-M	---	91-16	31-16	30-16	---	
1992-1989			Front	---	---	C-14-UB	A-14-M	---	91-14	31-14	30-13	---	
9000 SERIES													
2001-1999		w/ Solid Windshield		Front	---	---	C-22-UB	A-22-M	T-22-UB	91-22	31-22	30-22	---
		w/ Split Windshield		Front	---	---	C-18-UB	A-18-M	T-18-UB	91-18	31-18	30-18	---
1998-1994			Front	---	---	C-16-UB	A-16-M	---	91-16	31-16	30-16	---	
1993-1984			Front	---	57-08	---	---	---	---	---	59-16	---	
			Front	---	52-16	---	---	---	---	---	---	---	
DC-SERIES													
1968-1961			Front	---	---	---	---	---	---	---	---	51-22	
1960			Front	---	57-10	---	---	---	---	---	---	---	
			Front	---	52-20	---	---	---	---	---	---	---	
FLEETSTAR A													
1978-1972		w/ Air Powered Wipers		Front	---	57-04	---	---	---	---	59-13	---	
				Front	---	52-14	---	---	---	---	---	---	
		w/ Electric Wipers		Front	---	---	C-15-UB ¹	---	---	91-15 ¹	31-15 ¹	30-15 ¹	---
1971-1967				Front	---	---	C-15-UB ¹	---	---	91-15 ¹	31-15 ¹	30-15 ¹	---

¹To replace OE-style blade, use included 7mm Bayonet connector; ³To replace OEM blade use 2-Screw Bayonet Adapter (part number 48-08) - Not Included; ⁵To replace OEM blade use 9.5mm Straight End Adapter (part number 48-17) - Not Included



			HEAVY DUTY		BEAM		HYBRID	CONVENTIONAL		SPECIALTY		
MAKE												
VEHICLE TYPE												
MODEL												
Year	Notes	Blade Color Pos										
INTERNATIONAL / NAVISTAR / IHC (cont.)												
CONVENTIONAL CAB (cont.)												
FLEETSTAR D												
1973-1968		 Front	---	57-06	---	---	---	---	---	---	---	
		 Front	---	52-12	---	---	---	---	---	---	---	
LOADSTAR												
1978-1963		 Front	---	---	---	---	---	---	31-12	30-11	---	
		 Front	---	---	---	---	---	---	---	---	20-12 ⁷	
PAYSTAR (5000 SERIES)												
2001-2000		w/ Solid Windshield  Front	---	---	C-22-UB	A-22-M	T-22-UB	91-22	31-22	30-22	---	
		w/ Split Windshield  Front	---	---	C-18-UB	A-18-M	T-18-UB	91-18	31-18	30-18	---	
1999-1994		 Front	---	---	C-16-UB	A-16-M	---	91-16	31-16	30-16	---	
1993-1974		 Front	---	57-08	---	---	---	---	---	59-16	---	
		 Front	---	52-16	---	---	---	---	---	---	---	
R-SERIES (INCLUDING ROADLINER)												
1970-1967		 Front	---	57-06	---	---	---	---	---	---	---	
		 Front	---	52-12	---	---	---	---	---	---	---	
1966-1963		 Front	---	---	---	---	---	---	31-12	30-11	---	
		 Front	---	---	---	---	---	---	---	---	20-12 ⁷	
S-SERIES												
1963-1952		 Front	---	---	---	---	---	91-11	31-11	30-11	---	
S-SERIES (1600-2600)												
1991-1989		w/ Bottom-Mounted Wipers  Front	---	---	C-14-UB	A-14-M	---	91-14	31-14	30-13	---	
		w/ Top-Mounted Wipers	 Front	---	57-08	---	---	---	---	---	59-16	---
			 Front	---	52-16	---	---	---	---	---	---	---
1988-1978		w/ Bottom-Mounted Wipers  Front	---	57-04	---	---	---	---	---	59-13	57-24	
		w/ Top-Mounted Wipers	 Front	---	52-14	---	---	---	---	---	---	51-14
			 Front	---	57-08	---	---	---	---	---	59-16	---
		 Front	---	52-16	---	---	---	---	---	---	---	
TRANSTAR												
1988-1973		 Front	---	57-08	---	---	---	---	---	59-16	---	
		 Front	---	52-16	---	---	---	---	---	---	---	
1972-1971		400 Series  Front	---	---	---	---	---	---	---	---	51-22	
		4000 Series	 Front	---	57-08	---	---	---	---	59-16	---	
		 Front	---	52-16	---	---	---	---	---	---	---	
1970-1969		 Front	---	---	---	---	---	---	---	---	51-22	
STEP VAN												
METRO												
1972-1967		 Front	---	57-09	---	---	---	---	---	59-18	57-28	
		 Front	---	52-18	---	---	---	---	---	---	51-18	
METRO II												
1990-1988		 Front	---	57-09	---	---	---	---	---	59-18	57-28	
		 Front	---	52-18	---	---	---	---	---	---	51-18	
MULTI-STOP												
1975-1973		 Front	---	57-09	---	---	---	---	---	59-18	57-28	
		 Front	---	52-18	---	---	---	---	---	---	51-18	

⁷To replace OEM blade use included 5mm Bayonet to Dead Locker Rectifier (part number 47-63)















































MAKE				HEAVY DUTY		BEAM		HYBRID	CONVENTIONAL		SPECIALTY	
VEHICLE TYPE				TEN-EDGE	CLEAR-FLEX	CONTOUR	PROFILE.	TRANSFORM	Assault Advantage	ANCO	WINTER BLADE	REAR BLADE SPECIALTY
MODEL												
Year	Notes	Blade Color	Pos									
INTERNATIONAL / NAVISTAR / IHC (cont.)												
TILT CAB												
9000 SERIES												
1999-1981		Front	---	57-40	C-20-UB	A-20-M	---	91-20	31-20	30-20	---	
		Front	---	52-28	---	---	---	---	---	---	---	
CARGOSTAR												
1984-1970		Front	---	---	C-16-UB ¹	---	---	91-16 ¹	31-16 ¹	30-16 ¹	---	
CITYSTAR (CF-SERIES)												
2009-2005		Driver	---	---	C-21-UB	A-21-M	T-21-UB	91-21	31-21	30-20	---	
		Pass	---	---	C-20-UB	A-20-M	T-20-UB	91-20	31-20	30-20	---	
CO, DCO, VCO												
1972-1970 190-220		Front	---	57-09	---	---	---	---	---	59-18	57-28	
		Front	---	52-18	---	---	---	---	---	---	51-18	
1969-1968 190-220		Front	---	57-08	---	---	---	---	---	59-16	57-26	
		Front	---	52-16	---	---	---	---	---	---	51-16	
1967-1965 190-220		Front	---	57-08	---	---	---	---	---	59-16	57-26	
		Front	---	52-16	---	---	---	---	---	---	51-16	
		4000	Front	---	57-10	---	---	---	---	---	59-18	---
			Front	---	52-20	---	---	---	---	---	---	---
1964-1963 190-220		Front	---	57-08	---	---	---	---	---	59-16	57-26	
		Front	---	52-16	---	---	---	---	---	---	51-16	
1962-1954 160-205		Front	---	57-08	---	---	---	---	---	59-16	57-26	
		Front	---	52-16	---	---	---	---	---	---	51-16	
EMERYVILLE (DCO-405)												
1967-1966		Front	---	57-10	---	---	---	---	---	59-18	57-30	
		Front	---	52-20	---	---	---	---	---	---	51-20	
LOADSTAR												
1971-1963		Front	---	---	C-16-UB ¹	---	---	91-16 ¹	31-16 ¹	30-16 ¹	---	
S-SERIES 400-900												
1991-1989		Front	---	---	C-19-UB	A-19-M	---	91-19	31-19	30-18	---	
TRANSTAR												
1972-1968		Front	---	57-10	---	---	---	---	---	59-18	---	
		Front	---	52-20	---	---	---	---	---	---	---	
TRANSTAR II												
1981-1980		Front	---	57-40	C-20-UB	A-20-M	---	91-20	31-20	30-20	---	
		Front	---	52-28	---	---	---	---	---	---	---	
1979-1973		Front	---	57-10	---	---	---	---	---	59-18	---	
		Front	---	52-20	---	---	---	---	---	---	---	
UNISTAR												
1974-1970		Front	---	57-10	---	---	---	---	---	59-18	---	
		Front	---	52-20	---	---	---	---	---	---	---	
ISUZU												
CONVENTIONAL CAB												
HTR												
2008-2005		Front	---	---	C-22-UB	A-22-M	T-22-UB	91-22	31-22	30-22	---	
HVR												
2008-2005		Front	---	---	C-22-UB	A-22-M	T-22-UB	91-22	31-22	30-22	---	

¹To replace OE-style blade, use included 7mm Bayonet connector

MAKE				HEAVY DUTY		BEAM		HYBRID	CONVENTIONAL		SPECIALTY	
VEHICLE TYPE				TEN-EDGE	CLEAR-FLEX	CONTOUR	PROFILE	TRANSFORM	AeroVantage	ANCO	WINTER BLADE	REAR BLADE SPECIALTY
MODEL												
Year	Notes	Blade Color	Pos									
ISUZU (cont.)												
CONVENTIONAL CAB (cont.)												
HXR												
2009-2007		Front	---	---	C-22-UB	A-22-M	T-22-UB	91-22	31-22	30-22	---	
TILT CAB												
FRR												
2004-1994		Front	---	---	C-22-UB	A-22-M	T-22-UB	91-22	31-22	30-22	---	
FSR												
2002-1997		Front	---	---	C-22-UB	A-22-M	T-22-UB	91-22	31-22	30-22	---	
1996-1986		Front	---	---	C-20-UB ⁵	A-20-M ⁵	T-20-UB ⁵	91-20 ⁵	31-20 ⁵	30-20 ⁵	---	
FTR												
2011-1997		Front	---	---	C-22-UB	A-22-M	T-22-UB	91-22	31-22	30-22	---	
1996-1986		Front	---	---	C-20-UB ⁵	A-20-M ⁵	T-20-UB ⁵	91-20 ⁵	31-20 ⁵	30-20 ⁵	---	
FVR												
2011-1997		Front	---	---	C-22-UB	A-22-M	T-22-UB	91-22	31-22	30-22	---	
1996-1987		Front	---	---	C-20-UB ⁵	A-20-M ⁵	T-20-UB ⁵	91-20 ⁵	31-20 ⁵	30-20 ⁵	---	
FXR												
2011-2007		Front	---	---	C-22-UB	A-22-M	T-22-UB	91-22	31-22	30-22	---	
NPR												
2014-1996		Front	---	---	C-20-UB	A-20-M	T-20-UB	91-20	31-20	30-20	---	
1995	w/ Bayonet Style Arm	Front	---	---	C-18-UB ¹	---	---	91-18 ¹	31-18 ¹	30-18 ¹	---	
	w/ J-Hook Style Arm	Front	---	---	C-20-UB	A-20-M	T-20-UB	91-20	31-20	30-20	---	
1994-1986		Front	---	---	C-18-UB ¹	---	---	91-18 ¹	31-18 ¹	30-18 ¹	---	
NQR												
2014-1998		Front	---	---	C-20-UB	A-20-M	T-20-UB	91-20	31-20	30-20	---	
NRR												
2014-2005		Front	---	---	C-20-UB	A-20-M	T-20-UB	91-20	31-20	30-20	---	
1995	w/ Bayonet Style Arm	Front	---	---	C-18-UB ¹	---	---	91-18 ¹	31-18 ¹	30-18 ¹	---	
	w/ J-Hook Style Arm	Front	---	---	C-20-UB	A-20-M	T-20-UB	91-20	31-20	30-20	---	
1994-1988		Front	---	---	C-18-UB ¹	---	---	91-18 ¹	31-18 ¹	30-18 ¹	---	
IVECO												
TILT CAB												
EUROTURBO SERIES												
1991-1988		Front	---	---	C-18-UB	A-18-M	T-18-UB	91-18	31-18	30-18	---	
Z SERIES												
1987-1980		Front	---	---	C-18-UB	A-18-M	T-18-UB	91-18	31-18	30-18	---	
KENWORTH												
CONVENTIONAL CAB												
ALL MODELS - EXCEPT T680, T700, T2000												
2014-2007	w/ Curved Split Windshield	Front	---	52-15	---	---	---	---	---	59-15	---	
	w/ Flat Split Windshield	Front	---	---	---	---	---	---	---	59-13	57-23	
		Front	---	---	---	---	---	---	---	---	51-13	
	w/ Solid Windshield	Front	---	---	C-18-UB	A-18-M	T-18-UB	91-18	31-18	30-18	---	
2006-2000	w/ Curved Split Windshield	Front	---	52-15	---	---	---	---	---	59-15	---	
	w/ Flat Split Windshield	Front	---	---	---	---	---	---	---	59-13	57-23	
		Front	---	---	---	---	---	---	---	---	51-13	
	w/ Solid Windshield	Front	---	57-18	---	---	---	---	---	---	---	
		Front	---	57-01	---	---	---	---	---	---	---	

¹To replace OE-style blade, use included 7mm Bayonet connector; ⁵To replace OEM blade use 9.5mm Straight End Adapter (part number 48-17) - Not Included














































			HEAVY DUTY		BEAM		HYBRID	CONVENTIONAL		SPECIALTY			
MAKE													
VEHICLE TYPE													
MODEL													
Year	Notes	Blade Color	Pos										
KENWORTH (cont.)													
CONVENTIONAL CAB (cont.)													
ALL MODELS - EXCEPT T680, T700, T2000 (cont.)													
1964-1960			Front	---	57-04	---	---	---	---	---	59-13	57-24	
			Front	---	52-14	---	---	---	---	---	---	---	51-14
1959-1951			Front	---	57-06	---	---	---	---	---	---	---	
			Front	---	52-12	---	---	---	---	---	---	---	51-12
C500													
1999-1986			Front	---	---	---	---	---	---	---	59-13	57-23	
			Front	---	---	---	---	---	---	---	---	---	51-13
1985-1965			Front	---	57-04	---	---	---	---	---	59-13	57-24	
			Front	---	52-14	---	---	---	---	---	---	---	51-14
T-SERIES - EXCEPT T2000													
1999-1988		w/ Curved Split Windshield		Front	---	52-15	---	---	---	---	59-15	---	
		w/ Flat Split Windshield		Front	---	---	---	---	---	---	---	59-13	57-23
				Front	---	---	---	---	---	---	---	---	---
		w/ Solid Windshield		Front	---	57-18	---	---	---	---	---	---	---
	Front		---	57-01	---	---	---	---	---	---	---	---	
1987-1985			Front	---	---	---	---	---	---	---	59-13	57-23	
			Front	---	---	---	---	---	---	---	---	---	51-13
T2000													
2010-2006			Front	---	---	C-20-UB	A-20-M	T-20-UB	91-20	31-20	30-20	---	
2005-1997			Front	---	---	C-19-UB	A-19-M	T-19-UB	91-19	31-19	30-18	---	
T680													
2014-2013			Front	---	---	C-22-UB	A-22-M	T-22-UB	91-22	31-22	30-22	---	
T700													
2014-2010			Front	---	---	C-20-UB	A-20-M	T-20-UB	91-20	31-20	30-20	---	
W900													
1999		w/ Curved Split Windshield		Front	---	52-15	---	---	---	---	59-15	---	
		w/ Flat Split Windshield		Front	---	---	---	---	---	---	---	59-13	57-23
				Front	---	---	---	---	---	---	---	---	51-13
		w/ Solid Windshield		Front	---	57-18	---	---	---	---	---	---	---
	Front		---	57-01	---	---	---	---	---	---	---	---	
1998-1995		w/ Curved Windshield		Front	---	52-15	---	---	---	---	59-15	---	
		w/ Flat Windshield		Front	---	---	---	---	---	---	---	59-13	57-23
				Front	---	---	---	---	---	---	---	---	51-13
1994-1982			Front	---	---	---	---	---	---	---	59-13	57-23	
			Front	---	---	---	---	---	---	---	---	---	51-13
1981-1965			Front	---	57-04	---	---	---	---	---	59-13	57-24	
			Front	---	52-14	---	---	---	---	---	---	---	51-14
TILT CAB													
K100													
1996-1969			Front	---	57-10	---	---	---	---	---	59-18	57-30	
			Front	---	52-20	---	---	---	---	---	---	---	51-20
1968-1963			Front	---	57-09	---	---	---	---	---	59-18	57-28	
			Front	---	52-18	---	---	---	---	---	---	---	51-18



				HEAVY DUTY		BEAM		HYBRID	CONVENTIONAL		SPECIALTY	
MAKE				<div>TEN-EDGE</div>	<div>CLEAR-FLEX</div>	<div>CONTOUR</div>	<div>PROFILE</div>	<div>TRANSFORM</div>	<div>AeroVantage</div>	<div>ANCO</div>	<div>WINTER BLADE</div>	<div>REAR BLADE SPECIALTY</div>
VEHICLE TYPE												
MODEL												
Year	Notes	Blade Color	Pos									
KENWORTH (cont.)												
TILT CAB (cont.)												
K130												
1991-1990		<div></div> Front	---	---	C-19-UB	A-19-M	T-19-UB	91-19	31-19	30-18	---	
K150												
1991-1990		<div></div> Front	---	---	C-19-UB	A-19-M	T-19-UB	91-19	31-19	30-18	---	
K220												
1991-1990		<div></div> Front	---	---	C-19-UB	A-19-M	T-19-UB	91-19	31-19	30-18	---	
K260												
2010-2007		<div></div> Front	---	---	C-24-UB	A-24-M	T-24-UB	91-24	31-24	30-24	---	
K270												
2014-2012		<div></div> Front	---	---	C-24-UB	A-24-M	T-24-UB	91-24	31-24	30-24	---	
K300, K330, K333												
1994-1993		<div></div> Front	---	57-14	---	---	---	---	---	59-24	---	
K360												
2009-2007		<div></div> Front	---	---	C-24-UB	A-24-M	T-24-UB	91-24	31-24	30-24	---	
K370												
2014-2012		<div></div> Front	---	---	C-24-UB	A-24-M	T-24-UB	91-24	31-24	30-24	---	
L700 HUSTLER												
1987-1973		<div></div> Front	---	57-10	---	---	---	---	---	59-18	57-30	
		<div></div> Front	---	52-20	---	---	---	---	---	---	51-20	
PD-SERIES HUSTLER												
1976-1971		<div></div> Front	---	57-09	---	---	---	---	---	59-18	57-28	
		<div></div> Front	---	52-18	---	---	---	---	---	---	51-18	
MACK												
CONVENTIONAL CAB												
B SERIES												
1966-1953		<div></div> Front	---	57-06	---	---	---	---	---	---	---	
		<div></div> Front	---	52-12	---	---	---	---	---	---	51-12	
C SERIES												
1965-1964		<div></div> Front	---	52-15	---	---	---	---	---	59-15	57-25	
		<div></div> Front	---	---	---	---	---	---	---	---	51-15	
CH SERIES												
2005-1997		<div></div> Front	---	57-40	C-20-UB	A-20-M	---	91-20	31-20	30-20	---	
		<div></div> Front	---	52-28	---	---	---	---	---	---	---	
1996-1989		<div></div> Front	---	---	C-20-UB	A-20-M	T-20-UB	91-20	31-20	30-20	---	
CL SERIES												
2007-1997		<div></div> Front	---	57-40	C-20-UB	A-20-M	---	91-20	31-20	30-20	---	
		<div></div> Front	---	52-28	---	---	---	---	---	---	---	
1996-1993		<div></div> Front	---	---	C-20-UB	A-20-M	T-20-UB	91-20	31-20	30-20	---	
DM/DMM SERIES												
2006-1993		<div></div> Front	---	---	C-18-UB	A-18-M	T-18-UB	91-18	31-18	30-18	---	
1992-1965		<div></div> Front	---	57-08	---	---	---	---	---	59-16	---	
		<div></div> Front	---	52-16	---	---	---	---	---	---	---	
FDM SERIES												
1998-1989		<div></div> Front	---	---	C-14-UB	A-14-M	T-14-UB	91-14	31-14	30-13	---	



				HEAVY DUTY		BEAM		HYBRID	CONVENTIONAL		SPECIALTY		
MAKE													
VEHICLE TYPE													
MODEL													
Year	Notes	Blade Color	Pos										
MACK (cont.)													
CONVENTIONAL CAB (cont.)													
GRANITE													
2014-2011			Driver	---	57-40	C-20-UB	A-20-M	---	91-20	31-20	30-20	---	
			Driver	---	52-28	---	---	---	---	---	---	---	
			Pass	---	---	---	A-18-M	---	---	---	---	---	
2010-2002			Front	---	57-40	C-20-UB	A-20-M	---	91-20	31-20	30-20	---	
			Front	---	52-28	---	---	---	---	---	---	---	
L SERIES													
1958-1954	Except Dump Truck		Front	---	---	---	---	---	---	---	---	20-10	
LR/LV OFF HIGHWAY													
1958-1950			Front	---	57-04	---	---	---	---	---	59-13	57-24	
			Front	---	52-14	---	---	---	---	---	---	51-14	
MID-LINER (CS SERIES)													
2001-1993			Driver	---	---	C-24-UB	A-24-M	T-24-UB	91-24	31-24	30-24	---	
			Pass	---	---	C-24-UB ²	A-24-M	T-24-UB	91-24 ²	31-24 ²	30-24 ²	---	
1992-1980			Front	---	---	C-20-UB	A-20-M	T-20-UB	91-20	31-20	30-20	---	
PINNACLE													
2014-2006			DayCab	Front	---	57-40	C-20-UB	A-20-M	---	91-20	31-20	30-20	---
				Front	---	52-28	---	---	---	---	---	---	---
Except DayCab			Driver	---	57-40	C-20-UB	A-20-M	---	91-20	31-20	30-20	---	
				Driver	---	52-28	---	---	---	---	---	---	---
				Pass	---	---	---	A-18-M	---	---	---	---	---
R SERIES (EXCLUDING SUPER-LINER)													
2006-2003			Front	---	---	C-18-UB	A-18-M	T-18-UB	91-18	31-18	30-18	---	
2002-1993			All Others	Front	---	---	C-18-UB	A-18-M	T-18-UB	91-18	31-18	30-18	---
			RD800		Front	---	57-08	---	---	---	---	---	59-16
				Front	---	52-16	---	---	---	---	---	---	---
1992-1990			All Others	Front	---	57-08	---	---	---	---	---	59-16	---
				Front	---	52-16	---	---	---	---	---	---	---
		RB Series		Front	---	---	C-18-UB	A-18-M	T-18-UB	91-18	31-18	30-18	---
	Front		---	57-08	---	---	---	---	---	---	59-16	---	
1989-1965			Front	---	52-16	---	---	---	---	---	---	---	
SUPER-LINER													
1993-1985			Front	---	---	C-18-UB	A-18-M	T-18-UB	91-18	31-18	30-18	---	
1984-1978			Front	---	57-08	---	---	---	---	---	---	59-16	---
				Front	---	52-16	---	---	---	---	---	---	---
TITAN													
2014-2008			Driver	---	57-40	C-20-UB	A-20-M	---	91-20	31-20	30-20	---	
				Driver	---	52-28	---	---	---	---	---	---	---
				Pass	---	---	---	A-18-M	---	---	---	---	---
U SERIES													
1989-1965			Front	---	57-08	---	---	---	---	---	---	59-16	---
				Front	---	52-16	---	---	---	---	---	---	---
1964			Front	---	57-08	---	---	---	---	---	---	59-16	57-26
				Front	---	52-16	---	---	---	---	---	---	---

²To install blade, use included 9x4mm Shim

			HEAVY DUTY		BEAM		HYBRID	CONVENTIONAL			SPECIALTY
MAKE			TEN-EDGE	CLEAR-FLEX	CONTOUR	PROFILE	TRANSFORM	ALLEN VANTAGE	ANCO	WINTER BLADE	REAR BLADE SPECIALTY
VEHICLE TYPE											
MODEL											
Year	Notes	Blade Color	Pos								
MACK (cont.)											
CONVENTIONAL CAB (cont.)											
VISION											
2010-1999		Front	---	57-40	C-20-UB	A-20-M	---	91-20	31-20	30-20	---
		Front	---	52-28	---	---	---	---	---	---	---
TILT CAB											
CRUISE-LINER (WL/WS SERIES)											
1983-1973		Front	---	57-09	---	---	---	---	---	59-18	---
		Front	---	52-18	---	---	---	---	---	---	---
F SERIES											
1981-1962		Front	---	57-10	---	---	---	---	---	59-18	---
		Front	---	52-20	---	---	---	---	---	---	---
FREEDOM											
2004-2002		Front	---	---	C-24-UB ²	A-24-M	T-24-UB	91-24 ²	31-24 ²	30-24 ²	---
H SERIES											
1965-1955		Front	---	57-09	---	---	---	---	---	59-18	57-28
		Front	---	52-18	---	---	---	---	---	---	51-18
HMM SERIES											
1979-1973		Front	---	57-08	---	---	---	---	---	59-16	57-26
		Front	---	52-16	---	---	---	---	---	---	51-16
LE											
2007-1995		Front	---	52-24	C-24-UB	A-24-M	---	91-24	31-24	30-24	---
M SERIES OFF HIGHWAY											
1975-1960		Front	---	57-08	---	---	---	---	---	59-16	57-26
		Front	---	52-16	---	---	---	---	---	---	51-16
MB SERIES											
1978-1963		Front	---	57-09	---	---	---	---	---	59-18	57-28
		Front	---	52-18	---	---	---	---	---	---	51-18
MC SERIES											
1987-1981		Front	---	---	---	---	---	---	---	---	51-22
1980-1977		Front	---	57-10	---	---	---	---	---	59-18	57-30
		Front	---	52-20	---	---	---	---	---	---	51-20
MID-LINER (MS SERIES)											
2001-1993		Driver	---	---	C-24-UB	A-24-M	T-24-UB	91-24	31-24	30-24	---
		Pass	---	---	C-24-UB ²	A-24-M	T-24-UB	91-24 ²	31-24 ²	30-24 ²	---
1992-1980		Front	---	---	C-20-UB	A-20-M	T-20-UB	91-20	31-20	30-20	---
MR SERIES											
2007-1992		Front	---	50-28	---	---	---	---	---	---	---
1991-1981		Front	---	---	---	---	---	---	---	---	51-22
1980-1977		Front	---	57-10	---	---	---	---	---	59-18	57-30
		Front	---	52-20	---	---	---	---	---	---	51-20
ULTRA-LINER (MH SERIES)											
1994-1991		Front	---	57-40	C-20-UB	A-20-M	---	91-20	31-20	30-20	---
		Front	---	52-28	---	---	---	---	---	---	---
1987-1984		Front	---	57-40	C-20-UB	A-20-M	---	91-20	31-20	30-20	---
		Front	---	52-28	---	---	---	---	---	---	---









































²To install blade, use included 9x4mm Shim



				HEAVY DUTY	BEAM		HYBRID	CONVENTIONAL		SPECIALTY		
MAKE				TEN-EDGE	CLEAR-FLEX	CONTOUR	PROFILE.	TRANSFORM	ADVANTAGE	ANCO	WINTER BLADE	REAR BLADE SPECIALTY
VEHICLE TYPE												
MODEL												
Year	Notes	Blade Color	Pos									
MARMON (cont.)												
CONVENTIONAL CAB												
ALL CONVENTIONAL CAB												
1997-1989		Front	---	---	C-16-UB	A-16-M	T-16-UB	91-16	31-16	30-16	---	
1988-1974		Front	---	57-04	---	---	---	---	---	59-13	57-24	
		Front	---	52-14	---	---	---	---	---	---	51-14	
TILT CAB												
ALL COE												
1985-1968		Front	---	57-09	---	---	---	---	---	59-18	57-28	
		Front	---	52-18	---	---	---	---	---	---	51-18	
MERCEDES-BENZ												
CONVENTIONAL CAB												
L-SERIES												
1991-1980		Front	---	---	C-20-UB	A-20-M	T-20-UB	91-20	31-20	30-20	---	
STEP VAN												
SPRINTER												
2014-2010		Driver	---	---	C-26-OE	A-26-M	---	---	---	30-24-OE	---	
		Pass	---	---	C-24-OE	A-24-M	---	---	---	30-24-OE	---	
MITSUBISHI FUSO												
TILT CAB												
CANTER												
2014-2012		Front	---	---	C-20-UB	A-20-M	T-20-UB	91-20	31-20	30-20	---	
FE SERIES												
2011-1996		Front	---	---	C-20-UB	A-20-M	T-20-UB	91-20	31-20	30-20	---	
1995-1986		Front	---	---	C-18-UB ¹	---	---	91-18 ¹	31-18 ¹	30-18 ¹	---	
FG SERIES												
2011-1996		Front	---	---	C-20-UB	A-20-M	T-20-UB	91-20	31-20	30-20	---	
1995-1986		Front	---	---	C-18-UB ¹	---	---	91-18 ¹	31-18 ¹	30-18 ¹	---	
FH SERIES												
2004-1996		Front	---	---	C-20-UB	A-20-M	T-20-UB	91-20	31-20	30-20	---	
1995-1986		Front	---	---	C-18-UB ¹	---	---	91-18 ¹	31-18 ¹	30-18 ¹	---	
FK SERIES												
2011-2008		Front	---	---	C-26-UB	A-26-M	T-26-UB	91-26	31-26	30-24	---	
2007-1998		Front	---	---	C-26-UB ³	A-26-M ³	---	---	---	---	---	
1997-1986		Front	---	---	C-18-UB ¹	---	---	91-18 ¹	31-18 ¹	30-18 ¹	---	
FM SERIES												
2011-2008		Front	---	---	C-26-UB	A-26-M	T-26-UB	91-26	31-26	30-24	---	
2007-1998		Front	---	---	C-26-UB ³	A-26-M ³	---	---	---	---	---	
1997-1996		Front	---	---	C-18-UB ¹	---	---	91-18 ¹	31-18 ¹	30-18 ¹	---	
OSHKOSH												
CONVENTIONAL CAB												
A SERIES												
1982-1976		Front	---	---	---	---	---	---	---	---	51-22	
B SERIES (HALF-CAB)												
1982-1976		Front	---	57-10	---	---	---	---	---	59-18	57-30	
		Front	---	52-20	---	---	---	---	---	---	51-20	












































¹To replace OE-style blade, use included 7mm Bayonet connector; ³To replace OEM blade use 2-Screw Bayonet Adapter (part number 48-08) - Not Included






























			HEAVY DUTY		BEAM		HYBRID	CONVENTIONAL		SPECIALTY	
MAKE											
VEHICLE TYPE											
MODEL											
Year	Notes	Blade Color	Pos								
OSHKOSH (cont.)											
CONVENTIONAL CAB (cont.)											
F SERIES											
1991-1974		 Front	---	52-15	---	---	---	---	---	59-15	57-25
		 Front	---	---	---	---	---	---	---	---	51-15
H SERIES											
2005-1994		 Door	---	---	---	---	---	---	---	59-13	57-23
		 Door	---	---	---	---	---	---	---	---	51-13
		 Front	---	52-15	---	---	---	---	---	59-15	57-25
		 Front	---	---	---	---	---	---	---	---	51-15
HB SERIES											
1993-1992		 Door	---	---	---	---	---	---	---	59-13	57-23
		 Door	---	---	---	---	---	---	---	---	51-13
		 Front	---	52-15	---	---	---	---	---	59-15	57-25
		 Front	---	---	---	---	---	---	---	---	51-15
P SERIES											
2013-1994		 Door	---	---	---	---	---	---	---	59-13	57-23
		 Door	---	---	---	---	---	---	---	---	51-13
		 Front	---	52-15	---	---	---	---	---	59-15	57-25
		 Front	---	---	---	---	---	---	---	---	51-15
1990-1970		 Door	---	---	---	---	---	---	---	59-13	57-23
		 Door	---	---	---	---	---	---	---	---	51-13
		 Front	---	52-15	---	---	---	---	---	59-15	57-25
		 Front	---	---	---	---	---	---	---	---	51-15
S SERIES											
1998-1983		 Front	---	57-10	---	---	---	---	---	59-18	---
		 Front	---	52-20	---	---	---	---	---	---	---
FIRE TRUCK											
P SERIES											
1980-1974		 Front	---	---	---	---	---	---	---	---	51-22
OTTAWA TRUCK											
TILT CAB											
ROGUE											
1993-1987		 Front	---	---	---	---	---	---	---	---	51-22
YARD JOCKEY											
COMMANDO											
2002-1993		 Front	---	50-28	---	---	---	---	---	---	---
1979-1977		 Front	---	57-08	---	---	---	---	---	59-16	57-26
		 Front	---	52-16	---	---	---	---	---	---	51-16
1976-1972		 Front	---	---	---	---	---	---	---	---	51-22
PETERBILT											
CONVENTIONAL CAB											
ALL CONVENTIONAL CAB											
2014-2013	567, 579	 Front	---	---	C-22-UB	A-22-M	T-22-UB	91-22	31-22	30-22	---
	587	 Front	---	---	C-20-UB	A-20-M	T-20-UB	91-20	31-20	30-20	---
	All Others	 Front	---	---	C-16-UB ²⁴	A-16-M ²⁴	T-16-UB ²⁴	91-16 ²⁴	31-16 ²⁴	30-16 ²⁴	---
	All Others	 Front	---	---	C-18-UB ²⁵	A-18-M ²⁵	T-18-UB ²⁵	91-18 ²⁵	31-18 ²⁵	30-18 ²⁵	---
2012	587	 Front	---	---	C-20-UB	A-20-M	T-20-UB	91-20	31-20	30-20	---

²⁴w/ Solid Windshield; ²⁵w/ Split Windshield








































MAKE				HEAVY DUTY		BEAM		HYBRID	CONVENTIONAL		SPECIALTY	
VEHICLE TYPE												
MODEL												
Year	Notes	Blade Color	Pos									
PETERBILT (cont.)												
CONVENTIONAL CAB (cont.)												
ALL CONVENTIONAL CAB (cont.)												
2012	All Others		Front	---	---	C-16-UB ²⁴	A-16-M ²⁴	T-16-UB ²⁴	91-16 ²⁴	31-16 ²⁴	30-16 ²⁴	---
	All Others		Front	---	---	C-18-UB ²⁵	A-18-M ²⁵	T-18-UB ²⁵	91-18 ²⁵	31-18 ²⁵	30-18 ²⁵	---
2011	387, 587		Front	---	---	C-20-UB	A-20-M	T-20-UB	91-20	31-20	30-20	---
	All Others		Front	---	---	C-16-UB ²⁴	A-16-M ²⁴	T-16-UB ²⁴	91-16 ²⁴	31-16 ²⁴	30-16 ²⁴	---
	All Others		Front	---	---	C-18-UB ²⁵	A-18-M ²⁵	T-18-UB ²⁵	91-18 ²⁵	31-18 ²⁵	30-18 ²⁵	---
2010-2000	387		Front	---	---	C-20-UB	A-20-M	T-20-UB	91-20	31-20	30-20	---
	All Others		Front	---	---	C-18-UB	A-18-M	T-18-UB	91-18	31-18	30-18	---
1999-1997	377, 385		Front	---	---	C-15-UB	A-15-M	T-14-UB	91-15	31-15	30-15	---
	All Others		Front	---	---	C-18-UB	A-18-M	T-18-UB	91-18	31-18	30-18	---
1996	377		Front	---	---	C-15-UB	A-15-M	T-14-UB	91-15	31-15	30-15	---
	All Others		Front	---	---	C-18-UB	A-18-M	T-18-UB	91-18	31-18	30-18	---
1995-1987			Front	---	---	C-18-UB	A-18-M	T-18-UB	91-18	31-18	30-18	---
1986-1982			Front	---	---	---	---	---	---	---	59-16	---
			Front	---	---	---	---	---	---	---	---	51-17
1981-1976			Front	---	57-09	---	---	---	---	---	59-18	57-28
			Front	---	52-18	---	---	---	---	---	---	51-18
1975-1973			Front	---	57-08	---	---	---	---	---	59-16	57-26
			Front	---	52-16	---	---	---	---	---	---	51-16
1972-1964			Front	---	---	---	---	---	---	---	59-13	57-23
			Front	---	---	---	---	---	---	---	---	51-13
TILT CAB												
210												
2014-2008			Front	---	---	C-24-UB	A-24-M	T-24-UB	91-24	31-24	30-24	---
220												
2014-2008			Front	---	---	C-24-UB	A-24-M	T-24-UB	91-24	31-24	30-24	---
270												
2003-2000			Front	---	---	C-21-UB	A-21-M	T-21-UB	91-21	31-21	30-20	---
282												
1980-1965			Front	---	---	---	---	---	---	---	59-16	---
			Front	---	---	---	---	---	---	---	---	51-17
310												
1987-1978			Front	---	57-10	---	---	---	---	---	59-18	57-30
			Front	---	52-20	---	---	---	---	---	---	51-20
320												
2014-1987			Front	---	57-10	---	---	---	---	---	59-18	57-30
			Front	---	52-20	---	---	---	---	---	---	51-20
352												
1979-1975			Front	---	---	---	---	---	---	---	59-16	---
			Front	---	---	---	---	---	---	---	---	51-17
362												
2005-1981			Front	---	57-10	---	---	---	---	---	59-18	57-30
			Front	---	52-20	---	---	---	---	---	---	51-20
372												
1993-1988			Front	---	---	C-20-UB	A-20-M	T-20-UB	91-20	31-20	30-20	---

²⁴w/ Solid Windshield; ²⁵w/ Split Windshield

				HEAVY DUTY		BEAM		HYBRID	CONVENTIONAL		SPECIALTY		
MAKE													
VEHICLE TYPE													
MODEL													
Year	Notes	Blade Color	Pos										
PETERBILT (cont.)													
TILT CAB (cont.)													
CB-200													
1978-1972			Front	---	57-09	---	---	---	---	---	59-18	57-28	
			Front	---	52-18	---	---	---	---	---	---	51-18	
CB-300													
1978-1972			Front	---	57-09	---	---	---	---	---	59-18	57-28	
			Front	---	52-18	---	---	---	---	---	---	51-18	
MID-RANGER													
1997-1990			Front	---	57-14	---	---	---	---	---	59-24	---	
1989-1988			Front	---	---	C-18-UB	A-18-M	T-18-UB	91-18	31-18	30-18	---	
RAM													
CONVENTIONAL CAB													
RAM TRUCK													
2014-2011			Front	---	---	C-22-UB	A-22-M	T-22-UB	91-22	31-22	30-22	---	
STEP VAN													
PROMASTER													
2014			Front	---	---	C-22-UB	A-22-M	T-22-UB	91-22	31-22	30-22	---	
SISU													
YARD JOCKEY													
MAGNUM (TT-120)													
2000-1995			Front	---	50-24	---	---	---	---	---	---	---	
STERLING													
CONVENTIONAL CAB													
ALL CONVENTIONAL CAB													
2009-2008		All Others		Front	---	---	C-20-UB	A-20-M	T-20-UB	91-20	31-20	30-20	---
		Bullet		Front	---	---	C-24-UB	A-24-M	T-24-UB	91-24	31-24	30-24	---
2007-1998				Front	---	---	C-20-UB	A-20-M	T-20-UB	91-20	31-20	30-20	---
TILT CAB													
360													
2009-2007			Driver	---	---	C-21-UB	A-21-M	T-21-UB	91-21	31-21	30-20	---	
			Pass	---	---	C-20-UB	A-20-M	T-20-UB	91-20	31-20	30-20	---	
CONDOR													
2007-2001				Front	---	50-28	---	---	---	---	---	---	
SC SERIES													
2007-1998				Front	---	50-26	---	---	---	---	---	---	
STUDEBAKER													
CONVENTIONAL CAB													
CONVENTIONAL CAB													
1964-1953			Front	---	---	---	---	---	---	---	---	20-10	
UD / NISSAN													
TILT CAB													
1100													
1991-1989			Front	---	---	C-18-UB ¹	---	---	91-18 ¹	31-18 ¹	30-18 ¹	---	

¹To replace OE-style blade, use included 7mm Bayonet connector



				HEAVY DUTY		BEAM		HYBRID	CONVENTIONAL		SPECIALTY										
MAKE																					
VEHICLE TYPE																					
MODEL																					
Year	Notes	Blade Color	Pos																		
UD / NISSAN (cont.)																					
TILT CAB (cont.)																					
1200																					
2004-1999			Front	---	---	C-20-UB	A-20-M	T-20-UB	91-20	31-20	30-20	---									
1300																					
2007-2005			Front	---	---	C-20-UB	A-20-M	T-20-UB	91-20	31-20	30-20	---									
1993-1992			Front	---	---	C-18-UB ¹	---	---	91-18 ¹	31-18 ¹	30-18 ¹	---									
1400																					
2008-1994			Front	---	---	C-20-UB	A-20-M	T-20-UB	91-20	31-20	30-20	---									
1800																					
2013-2011			Front	---	---	C-22-UB	A-22-M	T-22-UB	91-22	31-22	30-22	---									
2010-2001			Front	---	---	C-26-UB	A-26-M	T-26-UB	91-26	31-26	30-24	---									
2000-1999	Base		Front	---	---	C-26-UB ³	A-26-M ³	---	---	---	---	---									
	CS		Front	---	---	C-26-UB	A-26-M	T-26-UB	91-26	31-26	30-24	---									
1998-1995			Front	---	---	C-26-UB ³	A-26-M ³	---	---	---	---	---									
1994			Front	---	---	C-19-UB ³	A-19-M ³	---	91-19 ³	31-19 ³	30-18 ³	---									
1993-1989			Front	---	---	C-18-UB ³	A-18-M ³	---	91-18 ³	31-18 ³	30-18 ³	---									
2000-3300																					
2013-2011			Front	---	---	C-22-UB	A-22-M	T-22-UB	91-22	31-22	30-22	---									
2010-2007			Front	---	---	C-26-UB	A-26-M	T-26-UB	91-26	31-26	30-24	---									
2006-1995			Front	---	---	C-26-UB ³	A-26-M ³	---	---	---	---	---									
1994			Front	---	---	C-19-UB ³	A-19-M ³	---	91-19 ³	31-19 ³	30-18 ³	---									
1993-1989			Front	---	---	C-18-UB ³	A-18-M ³	---	91-18 ³	31-18 ³	30-18 ³	---									
550T																					
1991-1989			Front	---	---	C-18-UB ³	A-18-M ³	---	91-18 ³	31-18 ³	30-18 ³	---									
600T																					
1994-1992			Front	---	---	C-18-UB ³	A-18-M ³	---	91-18 ³	31-18 ³	30-18 ³	---									
CLA, CMA																					
1989			Front	---	---	C-19-UB ³	A-19-M ³	---	91-19 ³	31-19 ³	30-18 ³	---									
CPB, CPC																					
1988-1986			Front	---	---	C-18-UB ³	A-18-M ³	---	91-18 ³	31-18 ³	30-18 ³	---									
UTILIMASTER (UMC)																					
STEP VAN																					
AEROMATE																					
1993-1990			Front	---	---	---	---	---	---	---	---	51-22									
VOLVO																					
CONVENTIONAL CAB																					
ALL CONVENTIONAL CAB																					
2014-2002			Front	---	---	C-22-UB	A-22-M	T-22-UB	91-22	31-22	30-22	---									
2001	All Others		Front	---	---	C-20-UB	A-20-M	T-20-UB	91-20	31-20	30-20	---									
	VHD / VN Series		Front	---	---	C-22-UB	A-22-M	T-22-UB	91-22	31-22	30-22	---									
2000-1997	All Others		Front	---	---	C-20-UB	A-20-M	T-20-UB	91-20	31-20	30-20	---									
	VN Series		Front	---	---	C-22-UB	A-22-M	T-22-UB	91-22	31-22	30-22	---									
1996-1995			Front	---	---	C-20-UB	A-20-M	T-20-UB	91-20	31-20	30-20	---									
N SERIES																					
1988-1980			Front	---	---	C-16-UB	A-16-M	T-16-UB	91-16	31-16	30-16	---									

¹To replace OE-style blade, use included 7mm Bayonet connector; ³To replace OEM blade use 2-Screw Bayonet Adapter (part number 48-08) - Not Included

				HEAVY DUTY		BEAM		HYBRID	CONVENTIONAL		SPECIALTY	
MAKE				TEN-EDGE	CLEAR-FLEX	CONTOUR	PROFILE	TRANSFORM	AeroVantage	ANCO	WINTER BLADE	REAR BLADE SPECIALTY
VEHICLE TYPE												
MODEL												
Year	Notes	Blade Color	Pos									
VOLVO (cont.)												
TILT CAB												
F SERIES												
1986-1980	w/ 2-Blade Wipers	■	Front	---	---	C-24-UB	A-24-M	T-24-UB	91-24	31-24	30-24	---
	w/ 3-Blade Wipers	■	Front	---	---	C-18-UB	A-18-M	T-18-UB	91-18	31-18	30-18	---
1979-1975		■	Front	---	---	C-18-UB	A-18-M	T-18-UB	91-18	31-18	30-18	---
FE SERIES												
1997-1987		■	Front	---	57-14	---	---	---	---	---	59-24	---
XPEDITOR (WX SERIES)												
2002-1996		■	Front	---	57-10	---	---	---	---	---	59-18	---
		□	Front	---	52-20	---	---	---	---	---	---	---
WALTER												
CONVENTIONAL CAB												
B SERIES												
1980		■	Front	---	57-10	---	---	---	---	---	59-18	57-30
		□	Front	---	52-20	---	---	---	---	---	---	51-20
U SERIES												
1980		■	Front	---	---	---	---	---	---	---	59-16	---
		□	Front	---	---	---	---	---	---	---	---	51-17
TILT CAB												
Z SERIES												
1980		■	Front	---	57-10	---	---	---	---	---	59-18	57-30
		□	Front	---	52-20	---	---	---	---	---	---	51-20
WESTERN STAR												
CONVENTIONAL CAB												
ALL CONVENTIONAL												
2014-2001		■	Front	---	---	C-20-UB	A-20-M	T-20-UB	91-20	31-20	30-20	---
2000	3700 Series	■	Front	---	---	C-22-UB	A-22-M	T-22-UB	91-22	31-22	30-22	---
	All Others	■	Front	---	---	C-20-UB	A-20-M	T-20-UB	91-20	31-20	30-20	---
1999-1996		■	Front	---	---	C-20-UB	A-20-M	T-20-UB	91-20	31-20	30-20	---
1995-1990		■	Front	---	---	C-18-UB	A-18-M	T-18-UB	91-18	31-18	30-18	---
1989-1985	w/ Air & Vacuum Wipers	■	Front	---	57-09	---	---	---	---	---	59-18	---
		□	Front	---	52-18	---	---	---	---	---	---	---
	w/ Electric Wipers	■	Front	---	---	C-18-UB	A-18-M	T-18-UB	91-18	31-18	30-18	---
1984-1978		■	Front	---	57-09	---	---	---	---	---	59-18	---
		□	Front	---	52-18	---	---	---	---	---	---	---
1977-1967	w/ Bayonet Style Arm	■	Front	---	---	C-16-UB ¹	---	---	91-16 ¹	31-16 ¹	30-16 ¹	---
	w/ Saddle Style Arm	■	Front	---	57-08	---	---	---	---	---	59-16	---
		□	Front	---	52-16	---	---	---	---	---	---	---
TILT CAB												
ALL COE												
1987-1979		■	Front	---	57-10	---	---	---	---	---	59-18	---
		□	Front	---	52-20	---	---	---	---	---	---	---

¹To replace OE-style blade, use included 7mm Bayonet connector











MAKE				HEAVY DUTY		BEAM		HYBRID	CONVENTIONAL		SPECIALTY	
VEHICLE TYPE				TEN-EDGE	CLEAR-FLEX	CONTOUR	PROFILE	TRANSFORM	AeroVentage	ANCO	WINTER BLADE	REAR BLADE SPECIALTY
MODEL												
Year	Notes	Blade Color	Pos									
WHITE (cont.)												
CONVENTIONAL CAB												
ALL CONVENTIONAL CAB												
1987-1984		Front	---	---	C-20-UB	A-20-M	T-20-UB	91-20	31-20	30-20	---	
4000, 9000												
1977-1967		w/ Bayonet Style Arm	Front	---	---	C-16-UB ¹	---	---	91-16 ¹	31-16 ¹	30-16 ¹	---
		w/ Saddle Style Arm	Front	---	57-08	---	---	---	---	---	59-16	---
			Front	---	52-16	---	---	---	---	---	---	---
1966-1960			Front	---	57-04	---	---	---	---	---	59-13	---
			Front	---	52-14	---	---	---	---	---	---	---
CONSTRUCTOR SERIES												
1977-1970			Front	---	57-10	---	---	---	---	---	59-18	---
			Front	---	52-20	---	---	---	---	---	---	---
ROAD BOSS												
1977-1967		w/ Bayonet Style Arm	Front	---	---	C-16-UB ¹	---	---	91-16 ¹	31-16 ¹	30-16 ¹	---
		w/ Saddle Style Arm	Front	---	57-08	---	---	---	---	---	59-16	---
			Front	---	52-16	---	---	---	---	---	---	---
ROAD BOSS 2												
1983-1978			Front	---	57-10	---	---	---	---	---	59-18	---
			Front	---	52-20	---	---	---	---	---	---	---
WC SERIES												
1966-1964			Front	---	57-06	---	---	---	---	---	---	---
			Front	---	52-12	---	---	---	---	---	---	51-12
1963		w/ Diesel Engine	Front	---	---	---	---	---	31-12	30-11	---	---
			Front	---	---	---	---	---	---	---	---	20-12 ⁷
		w/ Gas Engine	Front	---	57-06	---	---	---	---	---	---	---
			Front	---	52-12	---	---	---	---	---	---	51-12
1962-1957		w/ Diesel Engine	Front	---	---	---	---	---	31-12	30-11	---	---
			Front	---	---	---	---	---	---	---	---	20-12 ⁷
TILT CAB												
ALL TILT CAB												
1987-1984			Front	---	57-10	---	---	---	---	---	59-18	---
			Front	---	52-20	---	---	---	---	---	---	---
1500 SERIES												
1973-1960		w/ Electric & Air Wipers	Front	---	57-09	---	---	---	---	---	59-18	57-28
			Front	---	52-18	---	---	---	---	---	---	51-18
3000 SERIES												
1968-1951			Front	---	57-08	---	---	---	---	---	59-16	57-26
			Front	---	52-16	---	---	---	---	---	---	51-16
6000 SERIES (XPEDITOR)												
1974-1970			Front	---	57-09	---	---	---	---	---	59-18	57-28
			Front	---	52-18	---	---	---	---	---	---	51-18
7000 SERIES												
1972-1962			Front	---	57-09	---	---	---	---	---	59-18	57-28
			Front	---	52-18	---	---	---	---	---	---	51-18
POWERLINER												
1975-1973			Front	---	57-10	---	---	---	---	---	59-18	---
			Front	---	52-20	---	---	---	---	---	---	---

¹To replace OE-style blade, use included 7mm Bayonet connector; ⁷To replace OEM blade use included 5mm Bayonet to Dead Locker Rectifier (part number 47-63)



			HEAVY DUTY		BEAM		HYBRID	CONVENTIONAL			SPECIALTY
MAKE			TEN-EDGE	CLEAR-FLEX	CONTOUR	PROFILE	TRANSFORM	AeroVantage	ANCO	WINTER BLADE	REAR BLADE SPECIALTY
VEHICLE TYPE											
MODEL											
Year	Notes	Blade Color	Pos								
WHITE (cont.)											
TILT CAB (cont.)											
ROAD COMMANDER (RC SERIES)											
1975-1971		Front	---	57-09	---	---	---	---	---	59-18	---
		Front	---	52-18	---	---	---	---	---	---	---
ROAD COMMANDER 2 (RC SERIES)											
1983-1975		Front	---	57-10	---	---	---	---	---	59-18	---
		Front	---	52-20	---	---	---	---	---	---	---
ROAD XPEDITOR (RX SERIES)											
1977-1974		Front	---	57-09	---	---	---	---	---	59-18	57-28
		Front	---	52-18	---	---	---	---	---	---	51-18
ROAD XPEDITOR 2 (RX SERIES)											
1983-1978		Front	---	57-10	---	---	---	---	---	59-18	---
		Front	---	52-20	---	---	---	---	---	---	---
TREND											
1971-1967		Front	---	57-10	---	---	---	---	---	59-18	57-30
		Front	---	52-20	---	---	---	---	---	---	51-20
WH, WSH SERIES											
1983-1980		Front	---	57-10	---	---	---	---	---	59-18	---
		Front	---	52-20	---	---	---	---	---	---	---
WHITE / GMC											
CONVENTIONAL CAB											
ALL CONVENTIONAL CAB											
1995-1988		Front	---	---	C-20-UB	A-20-M	T-20-UB	91-20	31-20	30-20	---
TILT CAB											
ALL TILT CAB											
1995-1988		Front	---	57-10	---	---	---	---	---	59-18	---
		Front	---	52-20	---	---	---	---	---	---	---



				HEAVY DUTY	BEAM		HYBRID	CONVENTIONAL		SPECIALTY		
MAKE				TEN-EDGE	CLEAR-FLEX	CONTOUR	PROFILE.	TRANSFORM	ADVANTAGE	ANCO	WINTER BLADE	REAR BLADE SPECIALTY
VEHICLE TYPE												
MODEL												
Year	Notes	Blade Color	Pos									
AIRSTREAM												
ALL												
1980-1975			Front	---	57-10	---	---	---	---	---	59-18	---
			Front	---	52-20	---	---	---	---	---	---	---
A-SERIES												
2006			Front	---	50-28	---	---	---	---	---	---	---
AIRSTREAM												
1990-1989			Front	---	57-10	---	---	---	---	---	59-18	---
			Front	---	52-20	---	---	---	---	---	---	---
CUTTER												
1999-1996			Front	---	50-28	---	---	---	---	---	---	---
LAND YACHT												
2006-1990			Front	---	50-28	---	---	---	---	---	---	---
LEGACY												
1994-1992			Front	---	50-28	---	---	---	---	---	---	---
SKYDECK												
2005-2004			Front	---	50-28	---	---	---	---	---	---	---
ALFA LEISURE												
SEE YA!												
2009-2003			Front	---	50-26	---	---	---	---	---	---	---
BARTH												
ALL												
1994-1978			Front	---	57-10	---	---	---	---	---	59-18	---
			Front	---	52-20	---	---	---	---	---	---	---
1977-1976			Front	---	57-09	---	---	---	---	---	59-18	---
			Front	---	52-18	---	---	---	---	---	---	---
MONARCH												
1996			Front	---	57-10	---	---	---	---	---	59-18	---
			Front	---	52-20	---	---	---	---	---	---	---
1995			Front	---	50-24	---	---	---	---	---	---	---
BEAVER COACHES												
ACCLAIM												
1994			Front	---	50-24	---	---	---	---	---	---	---
BARON												
2003			Front	---	50-26	---	---	---	---	---	---	---
CONTESSA												
2009			Front	---	---	---	---	---	---	---	---	22-32
2008-2007			Front	---	50-32	---	---	---	---	---	---	---
2003			Front	---	50-28	---	---	---	---	---	---	---
2002-1999			Front	---	50-24	---	---	---	---	---	---	---
MARQUIS												
2007-2006			Front	---	50-32	---	---	---	---	---	---	---
2005-2003			Front	---	50-28	---	---	---	---	---	---	---
2002-1994			Front	---	50-24	---	---	---	---	---	---	---
MONTEREY												
2009			Front	---	---	---	---	---	---	---	---	22-32
2006			Front	---	50-32	---	---	---	---	---	---	---
2005-2003			Front	---	50-28	---	---	---	---	---	---	---
2002-1996			Front	---	50-24	---	---	---	---	---	---	---



				HEAVY DUTY		BEAM		HYBRID	CONVENTIONAL		SPECIALTY	
MAKE				<div>TEN-EDGE</div>	<div>CLEAR-FLEX</div>	<div>CONTOUR</div>	<div>PROFILE</div>	<div>TRANSFORM</div>	<div>AeroVantage</div>	<div>ANCO</div>	<div>WINTER BLADE</div>	<div>REAR BLADE SPECIALTY</div>
VEHICLE TYPE												
MODEL												
Year	Notes	Blade Color	Pos									
BEAVER COACHES (cont.)												
PATRIOT												
2005-2003		<div></div> Front	---	50-28	---	---	---	---	---	---	---	
2002-1993		<div></div> Front	---	50-24	---	---	---	---	---	---	---	
SANTIAM												
2005-2003		<div></div> Front	---	50-24	---	---	---	---	---	---	---	
BEECH-CRAFT												
24												
1972		<div></div> Front	---	57-09	---	---	---	---	---	59-18	57-28	
		<div></div> Front	---	52-18	---	---	---	---	---	---	51-18	
BEECHWOOD												
22												
1971		<div></div> Driver	---	---	---	---	---	---	---	---	51-21	
BLUE BIRD												
WANDERLODGE												
2006-2005		<div></div> Front	---	50-28	---	---	---	---	---	---	---	
2004-1998		<div></div> Front	---	52-27	---	---	---	---	---	59-24	---	
		<div></div> Front	---	52-26	---	---	---	---	---	---	---	
1997-1992		<div></div> Front	---	57-14	---	---	---	---	---	59-24	---	
1991-1963		<div></div> Front	---	57-10	---	---	---	---	---	59-18	---	
		<div></div> Front	---	52-20	---	---	---	---	---	---	---	
BRAVO												
ALL												
1990		<div></div> Front	---	50-26	---	---	---	---	---	---	---	
CHAMPION												
25												
1982-1977		<div></div> Front	---	57-10	---	---	---	---	---	59-18	57-30	
		<div></div> Front	---	52-20	---	---	---	---	---	---	51-20	
1976-1974		w/ Solid Windshield	<div></div> Front	---	57-10	---	---	---	---	59-18	57-30	
			<div></div> Front	---	52-20	---	---	---	---	---	51-20	
		w/ Split Windshield	<div></div> Front	---	---	---	---	---	---	59-16	---	
			<div></div> Front	---	---	---	---	---	---	---	51-17	
CHINOOK												
2200												
1970		<div></div> Front	---	57-08	---	---	---	---	---	59-16	---	
		<div></div> Front	---	52-16	---	---	---	---	---	---	---	
COACHMEN												
ALL												
1980-1977		<div></div> Front	---	57-10	---	---	---	---	---	59-18	57-30	
		<div></div> Front	---	52-20	---	---	---	---	---	---	51-20	
AURORA												
2009-2008		<div></div> Front	---	50-32HK	---	---	---	---	---	---	---	
2007		<div></div> Front	---	50-32	---	---	---	---	---	---	---	
2006-2002		<div></div> Front	---	50-28	---	---	---	---	---	---	---	







































WIPER BLADES
Recreational Vehicle (RV) Wiper Blades - Class A

				HEAVY DUTY		BEAM		HYBRID	CONVENTIONAL		SPECIALTY	
MAKE				TEN-EDGE	CLEAR-FLEX	CONTOUR	PROFILE	TRANSFORM	ADVANTAGE	ANCO	WINTER BLADE	REAR BLADE SPECIALTY
VEHICLE TYPE												
MODEL												
Year	Notes	Blade Color	Pos									
COACHMEN (cont.)												
CATALINA												
2000		■	Front	---	50-26	---	---	---	---	---	---	
1999-1998		■	Front	---	50-28	---	---	---	---	---	---	
1997-1990		■	Front	---	50-24	---	---	---	---	---	---	
1987-1984		■	Front	---	57-10	---	---	---	---	59-18	---	
		□	Front	---	52-20	---	---	---	---	---	---	
CLASSIC												
1989		■	Front	---	50-24	---	---	---	---	---	---	
1987-1984		■	Front	---	57-10	---	---	---	---	59-18	---	
		□	Front	---	52-20	---	---	---	---	---	---	
CROSS COUNTRY												
2013-2012		■	Front	---	---	C-28-UB	A-28-M	T-28-UB	91-28	31-28	---	---
2011		■	Front	---	50-28HK	---	---	---	---	---	---	---
2006-2002		■	Front	---	50-28	---	---	---	---	---	---	---
DESTINY												
1997-1995		■	Front	---	50-28	---	---	---	---	---	---	---
1994-1993		■	Front	---	50-24	---	---	---	---	---	---	---
ENCOUNTER												
2013-2012		■	Front	---	---	C-28-UB	A-28-M	T-28-UB	91-28	31-28	---	---
2011		■	Front	---	50-32	---	---	---	---	---	---	---
EPIC												
2007		■	Front	---	50-32	---	---	---	---	---	---	---
MIRADA												
2014-2012		■	Front	---	---	C-28-UB	A-28-M	T-28-UB	91-28	31-28	---	---
2011-2010		■	Front	---	50-28HK	---	---	---	---	---	---	---
2008-2007		■	Front	---	50-28HK	---	---	---	---	---	---	---
2006-2004		■	Front	---	50-28	---	---	---	---	---	---	---
2003-1998		■	Front	---	50-26	---	---	---	---	---	---	---
1997-1996		■	Front	---	50-24	---	---	---	---	---	---	---
PATHFINDER												
2014-2012		■	Front	---	---	C-28-UB	A-28-M	T-28-UB	91-28	31-28	---	---
2011-2010		■	Front	---	50-28HK	---	---	---	---	---	---	---
RENDEZVOUS												
2004-2002		■	Front	---	50-28	---	---	---	---	---	---	---
ROADMASTER												
2005-2004		■	Front	---	50-28	---	---	---	---	---	---	---
ROYAL												
1993		■	Front	---	50-24	---	---	---	---	---	---	---
SANTARA												
2005-2000		■	Front	---	50-28	---	---	---	---	---	---	---
1999-1998		■	Front	---	50-26	---	---	---	---	---	---	---
1997-1995		■	Front	---	50-28	---	---	---	---	---	---	---
1994-1992		■	Front	---	50-26	---	---	---	---	---	---	---
SPORTSCOACH												
2011-2010		■	Front	---	50-32HK	---	---	---	---	---	---	---
2006-1999		■	Front	---	50-28	---	---	---	---	---	---	---



				HEAVY DUTY		BEAM		HYBRID	CONVENTIONAL		SPECIALTY	
MAKE				TEN-EDGE	CLEAR-FLEX	CONTOUR	PROFILE	TRANSFORM	AL Advantage	ANCO	WINTER BLADE	REAR BLADE SPECIALTY
VEHICLE TYPE												
MODEL												
Year	Notes	Blade Color	Pos									
COBRA (cont.)												
CORDOBA												
1995-1994		■	Front	---	50-22	---	---	---	---	---	---	---
MONTEREY												
1995-1994		■	Front	---	50-22	---	---	---	---	---	---	---
PHOENIX												
1995-1992		■	Front	---	50-22	---	---	---	---	---	---	---
RIVIERA												
1995-1993		■	Front	---	50-22	---	---	---	---	---	---	---
CONCORD												
24												
1977-1974		■	Front	---	57-09	---	---	---	---	---	59-18	57-28
		□	Front	---	52-18	---	---	---	---	---	---	51-18
COUNTRY COACH												
AFFINITY												
2008-2007		■	Front	---	50-32	---	---	---	---	---	---	---
2006-2005		■	Front	---	50-28	---	---	---	---	---	---	---
2004-1994		■	Front	---	50-26	---	---	---	---	---	---	---
ALLURE												
2009-2005		■	Front	---	50-28	---	---	---	---	---	---	---
2004-1997		■	Front	---	50-26	---	---	---	---	---	---	---
CONCEPT												
2000-1994		■	Front	---	50-26	---	---	---	---	---	---	---
INSPIRE												
2009-2006		■	Front	---	50-28	---	---	---	---	---	---	---
2005-2004		■	Front	---	50-26	---	---	---	---	---	---	---
INTRIGUE												
2009-2008		■	Front	---	50-32	---	---	---	---	---	---	---
2007-2005		■	Front	---	50-28	---	---	---	---	---	---	---
2004-1994		■	Front	---	50-26	---	---	---	---	---	---	---
LEXA												
2004-2002		■	Front	---	50-26	---	---	---	---	---	---	---
MAGNA												
2009-2008		■	Front	---	50-32	---	---	---	---	---	---	---
2007-2005		■	Front	---	50-28	---	---	---	---	---	---	---
2004-1994		■	Front	---	50-26	---	---	---	---	---	---	---
MYSTIQUE												
2002		■	Front	---	50-26	---	---	---	---	---	---	---
PREVOST												
2008-2007		■	Front	---	50-28	---	---	---	---	---	---	---
TRIBUTE												
2008-2007		■	Front	---	50-28	---	---	---	---	---	---	---
CRUISE AIR												
22												
1977		□	Front	---	---	---	---	---	---	---	---	51-22
1976		■	Front	---	52-15	---	---	---	---	---	59-15	57-25
		□	Front	---	---	---	---	---	---	---	---	51-15
1973		■	Front	---	---	---	---	---	---	---	59-16	---
		□	Front	---	---	---	---	---	---	---	---	51-17



				HEAVY DUTY		BEAM		HYBRID	CONVENTIONAL		SPECIALTY	
MAKE												
VEHICLE TYPE												
MODEL												
Year	Notes	Blade Color	Pos									
DAMON (cont.)												
AVANTI												
2011-2007			Front	---	50-32HK	---	---	---	---	---	---	---
CHALLENGER												
2011-2008			Front	---	50-32HK	---	---	---	---	---	---	---
2007			Front	---	50-28	---	---	---	---	---	---	---
2006-1999			Front	---	50-26	---	---	---	---	---	---	---
1998-1994			Front	---	50-24	---	---	---	---	---	---	---
DAYBREAK												
2011-2008			Front	---	50-32HK	---	---	---	---	---	---	---
2007-2006			Front	---	50-28	---	---	---	---	---	---	---
2005-2001			Front	---	50-26	---	---	---	---	---	---	---
2000-1996			Front	---	50-24	---	---	---	---	---	---	---
ESCAPER												
2005-2000			Front	---	50-26	---	---	---	---	---	---	---
ESSENCE												
2010-2008			Front	---	50-32HK	---	---	---	---	---	---	---
INTRUDER												
2007			Front	---	50-28	---	---	---	---	---	---	---
2006-1999			Front	---	50-26	---	---	---	---	---	---	---
1998-1994			Front	---	50-24	---	---	---	---	---	---	---
INVERNESS												
1995			Front	---	50-24	---	---	---	---	---	---	---
OUTLAW												
2011-2008			Front	---	50-32HK	---	---	---	---	---	---	---
2007-2006			Front	---	50-28	---	---	---	---	---	---	---
SCORPION												
2009-2008			Front	---	50-32HK	---	---	---	---	---	---	---
TUSCANY												
2011-2008			Front	---	50-32HK	---	---	---	---	---	---	---
2007-2005			Front	---	50-28	---	---	---	---	---	---	---
ULTRASPORT												
2006-1999			Front	---	50-26	---	---	---	---	---	---	---
1998-1994			Front	---	50-24	---	---	---	---	---	---	---
DUTCHMEN												
ALL												
1996-1993			Front	---	57-14	---	---	---	---	---	59-24	---
EL DORADO												
ALL												
1994			Front	---	57-12	---	---	---	---	---	59-22	---
1990			Front	---	57-10	---	---	---	---	---	---	---
			Front	---	52-20	---	---	---	---	---	---	---
ENTEGR COACH												
ANTHEM												
2013-2009			Front	---	---	---	---	---	---	---	---	22-32

			HEAVY DUTY		BEAM		HYBRID	CONVENTIONAL		SPECIALTY	
MAKE			TEN-EDGE	CLEAR-FLEX	CONTOUR	PROFILE	TRANSFORM	ALDENTAGE	ANCO	WINTER BLADE	REAR BLADE SPECIALTY
VEHICLE TYPE											
MODEL											
Year	Notes	Blade Color	Pos								
ENTEGRA COACH (cont.)											
ASPIRE											
2014-2009		■	Front	---	---	---	---	---	---	---	22-32
CORNERSTONE											
2013-2009		■	Front	---	---	---	---	---	---	---	22-32
ESTABLISHMENT											
PINNACLE											
1990		■	Front	---	57-10	---	---	---	---	59-18	---
		□	Front	---	52-20	---	---	---	---	---	---
EURO-LINER											
EURO											
2002-1999		■	Front	---	50-26	---	---	---	---	---	---
EXECUTIVE											
DIPLOMAT II											
1979		■	Front	---	57-10	---	---	---	---	59-18	57-30
		□	Front	---	52-20	---	---	---	---	---	51-20
EXECUTIVE											
1977		■	Front	---	57-09	---	---	---	---	59-18	57-28
		□	Front	---	52-18	---	---	---	---	---	51-18
EXPLORER											
XTRA											
1979		■	Front	---	---	C-18-UB	A-18-M	---	91-18	31-18	30-18
FIRAN											
COVINGTON											
1997-1993		■	Front	---	50-24	---	---	---	---	---	---
EUROPRIMER											
1995-1994		■	Front	---	50-24	---	---	---	---	---	---
RAVEN											
1997-1996		■	Front	---	50-24	---	---	---	---	---	---
ULTRASTAR											
1995-1994		■	Front	---	50-24	---	---	---	---	---	---
FLEETWOOD											
AMERICAN ALLEGIANCE											
2010		■	Front	---	---	---	---	---	---	---	22-32
2009		■	Front	---	---	C-26-UB ⁵	A-26-M ⁵	T-26-UB ⁵	91-26 ⁵	31-26 ⁵	---
AMERICAN DREAM											
2003-1994		■	Front	---	50-26	---	---	---	---	---	---
AMERICAN EAGLE											
2013-2010		■	Front	---	---	---	---	---	---	---	22-32
2009-2005		■	Front	---	---	C-26-UB ⁵	A-26-M ⁵	T-26-UB ⁵	91-26 ⁵	31-26 ⁵	---
2004-1991		■	Front	---	50-26	---	---	---	---	---	---
AMERICAN FLYER											
1995		■	Front	---	---	C-26-UB ⁵	A-26-M ⁵	T-26-UB ⁵	91-26 ⁵	31-26 ⁵	---
AMERICAN HERITAGE											
2013-2010		■	Front	---	---	---	---	---	---	---	22-32
2009-2006		■	Front	---	---	C-26-UB ⁵	A-26-M ⁵	T-26-UB ⁵	91-26 ⁵	31-26 ⁵	---
2003-2000		■	Front	---	50-26	---	---	---	---	---	---

⁵To replace OEM blade use 9.5mm Straight End Adapter (part number 48-17) - Not Included













































MAKE				HEAVY DUTY		BEAM		HYBRID	CONVENTIONAL		SPECIALTY	
VEHICLE TYPE				TEN-EDGE	CLEAR-FLEX	CONTOUR	PROFILE	TRANSFORM	ADVANTAGE	ANCO	WINTER BLADE	REAR BLADE SPECIALTY
MODEL												
Year	Notes	Blade Color	Pos									
FLEETWOOD (cont.)												
AMERICAN REVOLUTION												
2013-2011		█	Front	---	---	---	---	---	---	---	---	22-32
AMERICAN TRADITION												
2013-2009		█	Front	---	---	---	---	---	---	---	---	22-32
2008-2005		█	Front	---	---	C-26-UB ⁵	A-26-M ⁵	T-26-UB ⁵	91-26 ⁵	31-26 ⁵	---	---
2004-1996		█	Front	---	50-26	---	---	---	---	---	---	---
BOUNDER												
2014-2009		█	Front	---	50-32HK	---	---	---	---	---	---	---
2008-1991		█	Front	---	---	C-26-UB ⁵	A-26-M ⁵	T-26-UB ⁵	91-26 ⁵	31-26 ⁵	---	---
1990	w/ Bayonet Style Arm	█	Front	---	---	C-26-UB ⁵	A-26-M ⁵	T-26-UB ⁵	91-26 ⁵	31-26 ⁵	---	---
	w/ Saddle Style Arm	█	Front	---	57-10	---	---	---	---	---	59-18	---
		░	Front	---	52-20	---	---	---	---	---	---	---
1989-1987		█	Front	---	57-10	---	---	---	---	---	59-18	---
		░	Front	---	52-20	---	---	---	---	---	---	---
BOUNDER CLASSIC												
2013-2012	w/Diesel Engine	█	Front	---	---	---	---	---	---	---	---	22-32
	w/Gas Engine	█	Front	---	50-32HK	---	---	---	---	---	---	---
2011-2010		█	Front	---	---	C-26-UB ⁵	A-26-M ⁵	T-26-UB ⁵	91-26 ⁵	31-26 ⁵	---	---
CAMBRIA												
1991-1990		█	Front	---	50-22	---	---	---	---	---	---	---
CORONADO												
1995-1992		█	Front	---	50-22	---	---	---	---	---	---	---
DISCOVERY												
2014		█	Front	---	50-32HK	---	---	---	---	---	---	---
2013-2009		█	Front	---	---	---	---	---	---	---	---	22-32
2008-1996		█	Front	---	---	C-26-UB ⁵	A-26-M ⁵	T-26-UB ⁵	91-26 ⁵	31-26 ⁵	---	---
ENCOUNTER												
2011-2010		█	Front	---	50-32HK	---	---	---	---	---	---	---
EXCURSION												
2014-2012		█	Front	---	50-32HK	---	---	---	---	---	---	---
2011-2009		█	Front	---	---	---	---	---	---	---	---	22-32
2008-2007		█	Front	---	---	C-26-UB ⁵	A-26-M ⁵	T-26-UB ⁵	91-26 ⁵	31-26 ⁵	---	---
2006	w/ Bayonet Style Arm	█	Front	---	---	C-26-UB ⁵	A-26-M ⁵	T-26-UB ⁵	91-26 ⁵	31-26 ⁵	---	---
	w/ Saddle Style Arm	█	Front	---	50-26	---	---	---	---	---	---	---
2005-2001		█	Front	---	---	C-26-UB ⁵	A-26-M ⁵	T-26-UB ⁵	91-26 ⁵	31-26 ⁵	---	---
EXPEDITION												
2014		█	Front	---	50-32HK	---	---	---	---	---	---	---
2013-2009		█	Front	---	---	---	---	---	---	---	---	22-32
2008-2001		█	Front	---	---	C-26-UB ⁵	A-26-M ⁵	T-26-UB ⁵	91-26 ⁵	31-26 ⁵	---	---
FIESTA												
2011-2006		█	Front	---	---	C-26-UB ⁵	A-26-M ⁵	T-26-UB ⁵	91-26 ⁵	31-26 ⁵	---	---
2005-2001		█	Front	---	50-26	---	---	---	---	---	---	---
FLAIR												
2007-1992		█	Front	---	---	C-26-UB ⁵	A-26-M ⁵	T-26-UB ⁵	91-26 ⁵	31-26 ⁵	---	---
1991-1990		█	Front	---	50-26	---	---	---	---	---	---	---

⁵To replace OEM blade use 9.5mm Straight End Adapter (part number 48-17) - Not Included




WIPER BLADES
Recreational Vehicle (RV) Wiper Blades - Class A



				HEAVY DUTY		BEAM		HYBRID	CONVENTIONAL		SPECIALTY	
MAKE												
VEHICLE TYPE												
MODEL												
Year	Notes	Blade Color	Pos									
FLEETWOOD (cont.)												
LIMITED												
1993-1988			Front	---	50-26	---	---	---	---	---	---	---
1987-1985			Front	---	57-10	---	---	---	---	---	59-18	---
			Front	---	52-20	---	---	---	---	---	---	---
PACE ARROW												
2011-2009			Front	---	50-32HK	---	---	---	---	---	---	---
2008-1996			Front	---	50-26	---	---	---	---	---	---	---
1995			Front	---	---	C-26-UB ⁵	A-26-M ⁵	T-26-UB ⁵	91-26 ⁵	31-26 ⁵	---	---
1994-1988			Front	---	50-26	---	---	---	---	---	---	---
1987-1981			Front	---	57-10	---	---	---	---	---	59-18	---
			Front	---	52-20	---	---	---	---	---	---	---
1980-1975			Front	---	57-10	---	---	---	---	---	59-18	57-30
			Front	---	52-20	---	---	---	---	---	---	51-20
PACE ARROW VISION												
2001-1996			Front	---	---	C-26-UB ⁵	A-26-M ⁵	T-26-UB ⁵	91-26 ⁵	31-26 ⁵	---	---
PROVIDENCE												
2013-2009			Front	---	---	---	---	---	---	---	---	22-32
2008-2003			Front	---	---	C-26-UB ⁵	A-26-M ⁵	T-26-UB ⁵	91-26 ⁵	31-26 ⁵	---	---
REVOLUTION												
2010-2005			Front	---	---	C-26-UB ⁵	A-26-M ⁵	T-26-UB ⁵	91-26 ⁵	31-26 ⁵	---	---
2004-2002			Front	---	50-26	---	---	---	---	---	---	---
SOUTHWIND												
2013-2009			Front	---	50-32HK	---	---	---	---	---	---	---
2008-1997			Front	---	50-26	---	---	---	---	---	---	---
1996-1992			Front	---	50-22	---	---	---	---	---	---	---
1991-1988			Front	---	52-27	---	---	---	---	---	59-24	---
			Front	---	52-26	---	---	---	---	---	---	---
1987-1981			Front	---	57-10	---	---	---	---	---	59-18	---
			Front	---	52-20	---	---	---	---	---	---	---
1980-1975			Front	---	57-10	---	---	---	---	---	59-18	57-30
			Front	---	52-20	---	---	---	---	---	---	51-20
SOUTHWIND STORM												
2001-1995			Front	---	---	C-26-UB ⁵	A-26-M ⁵	T-26-UB ⁵	91-26 ⁵	31-26 ⁵	---	---
STORM												
2014-2012			Front	---	50-32HK	---	---	---	---	---	---	---
2011			Front	---	---	C-26-UB ⁵	A-26-M ⁵	T-26-UB ⁵	91-26 ⁵	31-26 ⁵	---	---
2006-2002			Front	---	---	C-26-UB ⁵	A-26-M ⁵	T-26-UB ⁵	91-26 ⁵	31-26 ⁵	---	---
SUNSPORT												
1993			Front	---	57-12	---	---	---	---	---	59-22	---
TERRA												
2014-2012			Front	---	50-32HK	---	---	---	---	---	---	---
2011-2006			Front	---	---	C-26-UB ⁵	A-26-M ⁵	T-26-UB ⁵	91-26 ⁵	31-26 ⁵	---	---
2005-2002			Front	---	50-26	---	---	---	---	---	---	---

⁵To replace OEM blade use 9.5mm Straight End Adapter (part number 48-17) - Not Included



			HEAVY DUTY		BEAM		HYBRID	CONVENTIONAL		SPECIALTY	
MAKE											
VEHICLE TYPE											
MODEL											
Year	Notes	Blade Color	Pos								
FOREST RIVER (cont.)											
BERKSHIRE											
2013-2009			Front	---	50-32HK	---	---	---	---	---	---
2008			Front	---	50-32	---	---	---	---	---	---
CHARLESTOWN											
2013-2008			Front	---	50-32HK	---	---	---	---	---	---
2007			Front	---	50-32HK	---	---	---	---	---	---
			Front	---	50-32	---	---	---	---	---	---
2006			Front	---	50-32	---	---	---	---	---	---
GEORGETOWN											
2014			Front	---	---	C-28-UB	A-28-M	T-28-UB	91-28	31-28	---
2013-2012			Front	---	50-28HK	---	---	---	---	---	---
2011-2009			Front	---	50-32HK	---	---	---	---	---	---
2008-2006			Front	---	50-28	---	---	---	---	---	---
2005-2000			Front	---	50-26	---	---	---	---	---	---
1999-1998			Front	---	50-24	---	---	---	---	---	---
LEGACY											
2014			Front	---	50-32HK	---	---	---	---	---	---
REFLECTION											
2005-2000			Front	---	50-26	---	---	---	---	---	---
TSUNAMI											
2005-2002			Front	---	50-28	---	---	---	---	---	---
WINDSONG											
2005-2000			Front	---	50-26	---	---	---	---	---	---
1999-1998			Front	---	50-24	---	---	---	---	---	---
FORETRAVEL											
GRAND VILLA											
2003			Front	---	50-26	---	---	---	---	---	---
NIMBUS											
2007			Front	---	50-32	---	---	---	---	---	---
2006			Front	---	50-26	---	---	---	---	---	---
PHENIX											
2007-2006			Front	---	50-32	---	---	---	---	---	---
UNICOACH											
1998-1996			Front	---	50-26	---	---	---	---	---	---
UNIHOME U240											
1994			Front	---	57-10	---	---	---	---	59-18	---
			Front	---	52-20	---	---	---	---	---	---
UNIHOME U270											
2005-2001			Front	---	50-26	---	---	---	---	---	---
2000-1998			Front	---	50-24	---	---	---	---	---	---
UNIHOME U280											
1996-1994			Front	---	50-24	---	---	---	---	---	---
UNIHOME U295											
2005-1998			Front	---	50-26	---	---	---	---	---	---
UNIHOME U300											
1996-1994			Front	---	50-24	---	---	---	---	---	---

				HEAVY DUTY		BEAM		HYBRID	CONVENTIONAL		SPECIALTY	
MAKE				TEN-EDGE	CLEAR-FLEX	CONTOUR	PROFILE.	TRANSFORM	Aer Advantage	ANCO	WINTER BLADE	REAR BLADE SPECIALTY
VEHICLE TYPE												
MODEL												
Year	Notes	Blade Color	Pos									
FORETRAVEL (cont.)												
UNIHOME U320												
2005-1998		■	Front	---	50-26	---	---	---	---	---	---	---
FOUR WINDS												
HURRICANE												
2011-2009		■	Front	---	50-32HK	---	---	---	---	---	---	---
2008-2007		■	Front	---	50-32	---	---	---	---	---	---	---
2006-2005		■	Front	---	50-28	---	---	---	---	---	---	---
2004-1996		■	Front	---	50-24	---	---	---	---	---	---	---
INFINITY												
2006-2005		■	Front	---	50-28	---	---	---	---	---	---	---
2004-2002		■	Front	---	50-26	---	---	---	---	---	---	---
2001-2000		■	Front	---	50-24	---	---	---	---	---	---	---
1999		■	Front	---	50-28	---	---	---	---	---	---	---
1998-1997		■	Front	---	50-26	---	---	---	---	---	---	---
MAGELLAN												
2010-2008		■	Front	---	50-32HK	---	---	---	---	---	---	---
2007-2005		■	Front	---	50-28	---	---	---	---	---	---	---
SERANO												
2011-2009		■	Front	---	50-32HK	---	---	---	---	---	---	---
WINDSPORT												
2011-2008		■	Front	---	50-32HK	---	---	---	---	---	---	---
2007		■	Front	---	50-32	---	---	---	---	---	---	---
2006-2005		■	Front	---	50-28	---	---	---	---	---	---	---
2004-1998		■	Front	---	50-26	---	---	---	---	---	---	---
XL SERIES												
1997-1993		■	Front	---	50-24	---	---	---	---	---	---	---
GEORGIE BOY												
BELAGIO												
2006		■	Front	---	50-32	---	---	---	---	---	---	---
2005		■	Front	---	50-28	---	---	---	---	---	---	---
2004		■	Front	---	50-24	---	---	---	---	---	---	---
CRUISE AIR												
2006		■	Front	---	50-32	---	---	---	---	---	---	---
2005		■	Front	---	50-28	---	---	---	---	---	---	---
2004-2002		■	Front	---	50-24	---	---	---	---	---	---	---
2001-1997		■	Front	---	50-26	---	---	---	---	---	---	---
1996-1989		■	Front	---	50-22	---	---	---	---	---	---	---
1988-1977		□	Front	---	---	---	---	---	---	---	---	51-22
CRUISE MASTER												
2007		■	Front	---	50-32	---	---	---	---	---	---	---
2006-2005		LE Luxura	■	Front	---	50-26	---	---	---	---	---	---
			■	Front	---	50-32	---	---	---	---	---	---
2004-2003		■	Front	---	50-24	---	---	---	---	---	---	---
2002-1998		■	Front	---	50-26	---	---	---	---	---	---	---
1997-1989		■	Front	---	50-22	---	---	---	---	---	---	---
1988-1977		□	Front	---	---	---	---	---	---	---	---	51-22



MAKE			HEAVY DUTY		BEAM		HYBRID	CONVENTIONAL		SPECIALTY	
VEHICLE TYPE			TEN-EDGE	CLEAR-FLEX	CONTOUR	PROFILE.	TRANSFORM	Advantage	ANCO	WINTER BLADE	REAR BLADE SPECIALTY
MODEL											
Year	Notes	Blade Color	Pos								
GEORGIE BOY (cont.)											
CUSTOM											
1997		Front		---	50-22	---	---	---	---	---	---
ENCOUNTER											
1998		Front		---	50-26	---	---	---	---	---	---
1997-1995		Front		---	50-22	---	---	---	---	---	---
1994-1986		Front		---	52-27	---	---	---	---	59-24	---
		Front		---	52-26	---	---	---	---	---	---
EXCALIBUR											
1985-1982		Front		---	---	---	---	---	---	---	51-22
IMPULSE											
1991-1990		Front		---	50-22	---	---	---	---	---	---
LANDAU											
2007-2006		Front		---	50-26	---	---	---	---	---	---
2005-2002		Front		---	50-24	---	---	---	---	---	---
2001		Front		---	50-26	---	---	---	---	---	---
1999		Front		---	50-22	---	---	---	---	---	---
PURSUIT											
2009-2008		Front		---	50-32HK	---	---	---	---	---	---
2007-2005		Front		---	50-24	---	---	---	---	---	---
2004-2000		Front		---	50-26	---	---	---	---	---	---
1999-1993		Front		---	50-22	---	---	---	---	---	---
SWINGER											
1999-1989		Front		---	50-22	---	---	---	---	---	---
1988-1977		Front		---	---	---	---	---	---	---	51-22
THE SUITE											
2003-2002		Front		---	50-24	---	---	---	---	---	---
2001		Front		---	50-26	---	---	---	---	---	---
VELOCITY											
2004-2002		Front		---	50-26	---	---	---	---	---	---
GMC											
ALL											
1978-1974		Front		---	57-10	---	---	---	---	59-18	---
		Front		---	52-20	---	---	---	---	---	---
GRANVILLE											
LEXTRA											
1991-1990		Front		---	57-10	---	---	---	---	59-18	---
		Front		---	52-20	---	---	---	---	---	---
GULF STREAM											
ALL											
1988-1987		Front		---	57-10	---	---	---	---	59-18	---
		Front		---	52-20	---	---	---	---	---	---
ATRIUM											
2005-2004		Front		---	50-24	---	---	---	---	---	---
BOUNTY HOUNTER											
2010-2008		Front		---	50-26	---	---	---	---	---	---

				HEAVY DUTY		BEAM		HYBRID	CONVENTIONAL		SPECIALTY	
MAKE				TEN-EDGE	CLEAR-FLEX	CONTOUR	PROFILE.	TRANSFORM	ALTRA VANTAGE	ANCO	WINTER BLADE	REAR BLADE SPECIALTY
VEHICLE TYPE												
MODEL												
Year	Notes	Blade Color	Pos									
GULF STREAM (cont.)												
CARIBBEAN												
2011-2009		■	Front	---	50-26	---	---	---	---	---	---	---
CLASSIC												
1986		■	Front	---	57-10	---	---	---	---	---	59-18	---
		□	Front	---	52-20	---	---	---	---	---	---	---
CONQUEST												
2002-2000		■	Front	---	50-24	---	---	---	---	---	---	---
CONSTELLATION												
2010-2008		■	Front	---	50-32	---	---	---	---	---	---	---
CRESCENDO												
2010-2008		Front Engine		■	Front	---	50-26	---	---	---	---	---
		Rear Engine		■	Front	---	50-32	---	---	---	---	---
2007-2004		■	Front	---	50-24	---	---	---	---	---	---	---
FRIENDSHIP												
2007		■	Front	---	50-32	---	---	---	---	---	---	---
2006-1993		■	Front	---	50-24	---	---	---	---	---	---	---
1990		■	Front	---	57-10	---	---	---	---	---	59-18	---
		□	Front	---	52-20	---	---	---	---	---	---	---
INDEPENDENCE												
2011-2008		■	Front	---	50-26	---	---	---	---	---	---	---
2007-2000		■	Front	---	50-24	---	---	---	---	---	---	---
PALM BREEZE												
2000-1999		■	Front	---	50-24	---	---	---	---	---	---	---
SCENIC CRUISER												
2005-2002		■	Front	---	50-24	---	---	---	---	---	---	---
2001		Early Production		■	Front	---	50-28	---	---	---	---	---
		Late Production		■	Front	---	50-24	---	---	---	---	---
2000-1999		■	Front	---	50-28	---	---	---	---	---	---	---
1998-1993		■	Front	---	50-24	---	---	---	---	---	---	---
SUN CLIPPER												
1993		■	Front	---	50-24	---	---	---	---	---	---	---
1990		■	Front	---	57-10	---	---	---	---	---	59-18	---
		□	Front	---	52-20	---	---	---	---	---	---	---
SUN SPORT												
2009-2008		■	Front	---	50-26	---	---	---	---	---	---	---
2002-1993		■	Front	---	50-24	---	---	---	---	---	---	---
1989		■	Front	---	57-10	---	---	---	---	---	59-18	---
		□	Front	---	52-20	---	---	---	---	---	---	---
SUN STREAM												
1994-1993		■	Front	---	50-24	---	---	---	---	---	---	---
1986		■	Front	---	57-10	---	---	---	---	---	---	---
		□	Front	---	52-20	---	---	---	---	---	---	---
SUN VISTA												
1989		■	Front	---	57-10	---	---	---	---	---	59-18	---
		□	Front	---	52-20	---	---	---	---	---	---	---
SUN VOYAGER												
2011-2010		■	Front	---	50-32HK	---	---	---	---	---	---	---
2009-2008		■	Front	---	50-26	---	---	---	---	---	---	---
2007-1993		■	Front	---	50-24	---	---	---	---	---	---	---



			HEAVY DUTY		BEAM		HYBRID	CONVENTIONAL		SPECIALTY	
MAKE			TEN-EDGE	CLEAR-FLEX	CONTOUR	PROFILE.	TRANSFORM	ADVANTAGE	ANCO	WINTER BLADE	REAR BLADE SPECIALTY
VEHICLE TYPE											
MODEL											
Year	Notes	Blade Color	Pos								
GULF STREAM (cont.)											
TOUR MASTER											
2010-2007		█	Front	---	50-32	---	---	---	---	---	---
2002-2001		█	Front	---	50-24	---	---	---	---	---	---
2000-1994		█	Front	---	50-28	---	---	---	---	---	---
1993		█	Front	---	50-24	---	---	---	---	---	---
ULTRA											
2003-2001		█	Front	---	50-24	---	---	---	---	---	---
ULTRA SUPREME											
2003-2001		█	Front	---	50-24	---	---	---	---	---	---
YELLOWSTONE											
2010-2008		█	Front	---	50-26	---	---	---	---	---	---
2003-1996		█	Front	---	50-24	---	---	---	---	---	---
HARNEY COACH WORKS											
RENEGADE											
2001-1999		█	Front	---	50-28	---	---	---	---	---	---
RIATA											
2001-2000		█	Front	---	50-28	---	---	---	---	---	---
HAWKIN MOTOR WORKS											
AEROSPORT											
1996-1995		█	Front	---	57-10	---	---	---	---	59-18	---
		▒	Front	---	52-20	---	---	---	---	---	---
HAWK											
1996		█	Front	---	57-10	---	---	---	---	59-18	---
		▒	Front	---	52-20	---	---	---	---	---	---
HERITAGE											
2000											
1986-1983		█	Front	---	57-10	---	---	---	---	59-18	57-30
		▒	Front	---	52-20	---	---	---	---	---	51-20
HOLIDAY RAMBLER											
ALL											
1981-1974		█	Front	---	57-10	---	---	---	---	59-18	57-30
		▒	Front	---	52-20	---	---	---	---	---	51-20
1000											
1993-1991		█	Front	---	57-12	---	---	---	---	59-22	---
ADMIRAL											
2010-2006		█	Front	---	50-32HK	---	---	---	---	---	---
2005		█	Front	---	50-26	---	---	---	---	---	---
2004		█	Front	---	50-24	---	---	---	---	---	---
2003-1999		█	Front	---	50-26	---	---	---	---	---	---
AMBASSADOR											
2014-2013		█	Front	---	---	C-28-UB	A-28-M	T-28-UB	91-28	31-28	---
2012-2011		█	Front	---	---	---	---	---	---	---	22-32
2010-2007		█	Front	---	50-32HK	---	---	---	---	---	---
2006		█	Front	---	50-28HK	---	---	---	---	---	---
2005-2004		█	Front	---	50-26	---	---	---	---	---	---
2003		█	Front	---	50-24	---	---	---	---	---	---
2002-2001		█	Front	---	50-26	---	---	---	---	---	---
































WIPER BLADES
Recreational Vehicle (RV) Wiper Blades - Class A



				HEAVY DUTY		BEAM		HYBRID	CONVENTIONAL		SPECIALTY	
MAKE				TEN-EDGE	CLEAR-FLEX	CONTOUR	PROFILE.	TRANSFORM	ALCO Vantage	ANCO	WINTER BLADE	REAR BLADE SPECIALTY
VEHICLE TYPE												
MODEL												
Year	Notes	Blade Color	Pos									
HOLIDAY RAMBLER (cont.)												
ARISTA												
2010-2009		■	Front	---	50-28	---	---	---	---	---	---	---
2008-2007		■	Front	---	50-26	---	---	---	---	---	---	---
ENDEAVOR												
2012-2009		■	Front	---	---	---	---	---	---	---	---	22-32
2008-2006		■	Front	---	50-32	---	---	---	---	---	---	---
2005-2002		■	Front	---	50-28	---	---	---	---	---	---	---
2001-1997		■	Front	---	50-24	---	---	---	---	---	---	---
1996		■	Front	---	57-12	---	---	---	---	---	59-22	---
1995-1994		■	Front	---	50-24	---	---	---	---	---	---	---
IMPERIAL												
2007-2002		■	Front	---	50-32	---	---	---	---	---	---	---
2001-1999		■	Front	---	50-26	---	---	---	---	---	---	---
1998-1995		■	Front	---	50-28	---	---	---	---	---	---	---
1994-1993		■	Front	---	57-12	---	---	---	---	---	59-22	---
1987		■	Front	---	57-10	---	---	---	---	---	59-18	57-30
		□	Front	---	52-20	---	---	---	---	---	---	51-20
NAVIGATOR												
2007-2002		■	Front	---	50-32	---	---	---	---	---	---	---
2001-1994		■	Front	---	50-28	---	---	---	---	---	---	---
NEPTUNE												
2008-2007		■	Front	---	50-32HK	---	---	---	---	---	---	---
2006		■	Front	---	50-28HK	---	---	---	---	---	---	---
2005		■	Front	---	50-24	---	---	---	---	---	---	---
2004-2003		■	Front	---	50-26	---	---	---	---	---	---	---
2002		■	Front	---	50-24	---	---	---	---	---	---	---
SCEPTER												
2008-2005		■	Front	---	50-32	---	---	---	---	---	---	---
2004-2003		■	Front	---	50-28	---	---	---	---	---	---	---
2002		■	Front	---	50-22	---	---	---	---	---	---	---
TRAVELER												
2004-2003		■	Front	---	50-26	---	---	---	---	---	---	---
TRIP												
2012-2011		■	Front	---	---	---	---	---	---	---	---	22-32
VACATIONER												
2012		■	Front	---	---	---	---	---	---	---	---	22-32
2011-2008		■	Front	---	50-32HK	---	---	---	---	---	---	---
2007-2006		■	Front	---	50-28HK	---	---	---	---	---	---	---
2005-2001		■	Front	---	50-24	---	---	---	---	---	---	---
2000-1999		■	Front	---	50-22	---	---	---	---	---	---	---
1998-1997		■	Front	---	50-24	---	---	---	---	---	---	---
1996-1993		■	Front	---	57-12	---	---	---	---	---	59-22	---



				HEAVY DUTY	BEAM		HYBRID	CONVENTIONAL		SPECIALTY		
MAKE				TEN-EDGE	CLEAR-FLEX	CONTOUR	PROFILE.	TRANSFORM	Advantage	ANCO	WINTER BLADE	REAR BLADE SPECIALTY
VEHICLE TYPE												
MODEL												
Year	Notes	Blade Color	Pos									
HONEY (cont.)												
ENTERPRISE												
1990		■	Front	---	50-24	---	---	---	---	---	---	---
HONEY												
1988-1987		■	Front	---	57-10	---	---	---	---	---	59-18	57-30
		□	Front	---	52-20	---	---	---	---	---	---	51-20
MAXIMUM												
1990		■	Front	---	52-27	---	---	---	---	---	59-24	---
		□	Front	---	52-26	---	---	---	---	---	---	---
XL												
1990		■	Front	---	52-27	---	---	---	---	---	59-24	---
		□	Front	---	52-26	---	---	---	---	---	---	---
HORIZON												
22												
1971		■	Front	---	57-08	---	---	---	---	---	59-16	---
		□	Front	---	52-16	---	---	---	---	---	---	---
ITASCA												
ELLIPSE												
2010-2008		■	Front	---	50-28HK	---	---	---	---	---	---	---
2007-2006		■	Front	---	50-24	---	---	---	---	---	---	---
HORIZON												
2009-2007		■	Front	---	50-28HK	---	---	---	---	---	---	---
2006-2005		■	Front	---	50-24	---	---	---	---	---	---	---
2004		■	Front	---	50-26	---	---	---	---	---	---	---
2003-2000		■	Front	---	50-24	---	---	---	---	---	---	---
LATITUDE												
2009-2008		■	Front	---	50-28HK	---	---	---	---	---	---	---
MERIDIAN												
2013		■	Front	---	50-32HK	---	---	---	---	---	---	---
2012-2008		■	Front	---	50-28HK	---	---	---	---	---	---	---
2007-2004		■	Front	---	50-24	---	---	---	---	---	---	---
REYO												
2013-2010		■	Front	---	---	C-28-UB	A-28-M	T-28-UB	91-28	31-28	---	---
SUNCRUISER												
2013-2008		■	Front	---	50-28HK	---	---	---	---	---	---	---
2007-2001		■	Front	---	50-24	---	---	---	---	---	---	---
1999-1990		■	Front	---	57-14	---	---	---	---	---	59-24	---
1979		■	Front	---	57-08	---	---	---	---	---	59-16	57-26
		□	Front	---	52-16	---	---	---	---	---	---	51-16
SUNFLYER												
2004-1998		■	Front	---	50-24	---	---	---	---	---	---	---
1993-1990		■	Front	---	50-24	---	---	---	---	---	---	---
1989		■	Front	---	57-10	---	---	---	---	---	59-18	---
		□	Front	---	52-20	---	---	---	---	---	---	---
SUNOVA												
2013-2010		■	Front	---	50-28HK	---	---	---	---	---	---	---
2009-2003		■	Front	---	50-24	---	---	---	---	---	---	---

			HEAVY DUTY		BEAM		HYBRID	CONVENTIONAL		SPECIALTY	
MAKE											
VEHICLE TYPE											
MODEL											
Year	Notes	Blade Color	Pos								
ITASCA (cont.)											
SUNRISE											
2008-1994			Front	---	50-24	---	---	---	---	---	---
SUNSTAR											
2015-2010			Front	---	50-28HK	---	---	---	---	---	---
2009-2007			Front	---	50-24	---	---	---	---	---	---
WIND CRUISER											
1984			Front	---	57-10	---	---	---	---	59-18	---
			Front	---	52-20	---	---	---	---	---	---
JAYCO											
AVATAR											
2003-2002				---	50-26	---	---	---	---	---	---
FIRENZA											
2003-2002				---	50-26	---	---	---	---	---	---
PRECEPT											
2014				---	---	---	---	---	---	---	22-32
JOURNEY											
25											
1976			Front	---	57-10	---	---	---	---	59-18	57-30
			Front	---	52-20	---	---	---	---	---	51-20
KING OF THE ROAD											
GENESIS											
2007-2005			Front	---	50-32	---	---	---	---	---	---
KOMFORT RV											
KOMFORT											
1990-1988			Front	---	57-12	---	---	---	---	59-22	---
LANDAU											
2											
1969			Front	---	---	C-18-UB ¹	---	---	91-18 ¹	31-18 ¹	30-18 ¹ ---
LARK											
LARK											
1974			Front	---	57-10	---	---	---	---	59-18	57-30
			Front	---	52-20	---	---	---	---	---	51-20
MALLARD											
MALLARD											
1990-1985			Front	---	57-10	---	---	---	---	59-18	---
			Front	---	52-20	---	---	---	---	---	---
SPRINT											
1990			Front	---	50-28	---	---	---	---	---	---
SPRINTER											
1979			Front	---	57-10	---	---	---	---	59-18	---
			Front	---	52-20	---	---	---	---	---	---
SPRINTER, XL											
1990-1986			Front	---	57-10	---	---	---	---	59-18	---
			Front	---	52-20	---	---	---	---	---	---















































¹To replace OE-style blade, use included 7mm Bayonet connector



WIPER BLADES Recreational Vehicle (RV) Wiper Blades - Class A

				HEAVY DUTY	BEAM		HYBRID	CONVENTIONAL		SPECIALTY		
MAKE				TEN-EDGE	CLEAR-FLEX	CONTOUR	PROFILE.	TRANSFORM	Advantage	ANCO	WINTER BLADE	REAR BLADE SPECIALTY
VEHICLE TYPE												
MODEL												
Year	Notes	Blade Color	Pos									
MANDALAY (cont.)												
MANDALAY												
2010-2007		■	Front	---	50-32HK	---	---	---	---	---	---	---
2006-2005		■	Front	---	50-32	---	---	---	---	---	---	---
PRESIDIO												
2010-2007		■	Front	---	50-32HK	---	---	---	---	---	---	---
2006-2005		■	Front	---	50-32	---	---	---	---	---	---	---
VALENCIA												
2010-2007		■	Front	---	50-32HK	---	---	---	---	---	---	---
MCI												
MARATHON												
1994		■	Front	---	50-26	---	---	---	---	---	---	---
MIDAS												
MIDAS												
1978-1977		■	Front	---	57-10	---	---	---	---	---	59-18	57-30
		□	Front	---	52-20	---	---	---	---	---	---	51-20
TRAVEL MASTER												
1981-1980		■	Front	---	57-10	---	---	---	---	---	59-18	57-30
		□	Front	---	52-20	---	---	---	---	---	---	51-20
MONACO												
CAMELOT												
2012-2009		■	Front	---	---	---	---	---	---	---	---	22-32
2008-2005		■	Front	---	50-32	---	---	---	---	---	---	---
2004-2003		■	Front	---	50-24	---	---	---	---	---	---	---
CAYMAN												
2012-2010		■	Front	---	---	---	---	---	---	---	---	22-32
2009-2007		■	Front	---	50-32HK	---	---	---	---	---	---	---
2006		■	Front	---	50-28HK	---	---	---	---	---	---	---
2005		■	Front	---	50-24	---	---	---	---	---	---	---
2004-2003		■	Front	---	50-26	---	---	---	---	---	---	---
2002		■	Front	---	50-24	---	---	---	---	---	---	---
CROWN ROYAL												
1990		■	Front	---	57-10	---	---	---	---	---	59-18	57-30
		□	Front	---	52-20	---	---	---	---	---	---	51-20
DIPLOMAT												
2013-2009		■	Front	---	---	---	---	---	---	---	---	22-32
2008-2006		■	Front	---	50-32	---	---	---	---	---	---	---
2005-2004		■	Front	---	50-28	---	---	---	---	---	---	---
2003-2000		■	Front	---	50-24	---	---	---	---	---	---	---
1999		■	Front	---	57-14	---	---	---	---	---	59-24	---
DYNASTY												
2005-2000		■	Front	---	50-32	---	---	---	---	---	---	---
1999		■	Front	---	57-14	---	---	---	---	---	59-24	---
1998-1997		■	Front	---	52-27	---	---	---	---	---	---	---
		□	Front	---	52-26	---	---	---	---	---	---	---
1996-1994		■	Front	---	57-14	---	---	---	---	---	59-24	---



				HEAVY DUTY		BEAM		HYBRID	CONVENTIONAL		SPECIALTY	
MAKE												
VEHICLE TYPE												
MODEL												
Year	Notes	Blade Color	Pos									
MONACO (cont.)												
EXECUTIVE												
2007-2002			Front	---	50-32	---	---	---	---	---	---	---
2001			Front	---	52-27	---	---	---	---	---	---	---
			Front	---	52-26	---	---	---	---	---	---	---
2000			Front	---	57-14	---	---	---	---	---	59-24	---
1999-1998			Front	---	52-27	---	---	---	---	---	---	---
			Front	---	52-26	---	---	---	---	---	---	---
1997-1994			Front	---	57-14	---	---	---	---	---	59-24	---
KNIGHT												
2014			Front	---	---	C-28-UB	A-28-M	T-28-UB	91-28	31-28	---	---
2013-2011			Front	---	---	---	---	---	---	---	---	22-32
2010-2006			Front	---	50-32HK	---	---	---	---	---	---	---
2005			Front	---	50-28HK	---	---	---	---	---	---	---
2004-2003			Front	---	50-24	---	---	---	---	---	---	---
2002-2000			Front	---	50-26	---	---	---	---	---	---	---
LA PALMA												
2013-2012			Front	---	50-32HK	---	---	---	---	---	---	---
2009-2008			Front	---	50-32HK	---	---	---	---	---	---	---
2007-2006			Front	---	50-28HK	---	---	---	---	---	---	---
2005-2004			Front	---	50-24	---	---	---	---	---	---	---
2003			Front	---	50-26	---	---	---	---	---	---	---
2002			Front	---	50-24	---	---	---	---	---	---	---
2001-1999			Front	---	50-26	---	---	---	---	---	---	---
MONARCH												
2014-2007			Front	---	50-32HK	---	---	---	---	---	---	---
2006			Front	---	50-28HK	---	---	---	---	---	---	---
2005-2004			Front	---	57-14	---	---	---	---	---	59-24	---
2003-2000			Front	---	52-27	---	---	---	---	---	---	---
			Front	---	52-26	---	---	---	---	---	---	---
RIPTIDE												
2012-2009			Front	---	52-27	---	---	---	---	---	---	---
			Front	---	52-26	---	---	---	---	---	---	---
SIGNATURE SERIES												
2007-1999			Front	---	50-32	---	---	---	---	---	---	---
1998			Front	---	52-27	---	---	---	---	---	---	---
			Front	---	52-26	---	---	---	---	---	---	---
1997-1994			Front	---	57-14	---	---	---	---	---	59-24	---
VESTA												
2013-2011			Front	---	---	---	---	---	---	---	---	22-32
WINDSOR												
2006-2002			Front	---	50-32	---	---	---	---	---	---	---
2001-1999			Front	---	50-24	---	---	---	---	---	---	---
1998-1997			Front	---	52-27	---	---	---	---	---	---	---
			Front	---	52-26	---	---	---	---	---	---	---
1996-1994			Front	---	57-14	---	---	---	---	---	59-24	---



				HEAVY DUTY		BEAM		HYBRID	CONVENTIONAL		SPECIALTY	
MAKE				TEN-EDGE	CLEAR-FLEX	CONTOUR	PROFILE.	TRANSFORM	ADVANTAGE	ANCO	WINTER BLADE	REAR BLADE SPECIALTY
VEHICLE TYPE												
MODEL												
Year	Notes	Blade Color	Pos									
MONITOR (cont.)												
CROWN IMPERIAL												
1990		■	Front	---	57-14	---	---	---	---	---	59-24	---
IMPERIAL												
1990		■	Front	---	57-10	---	---	---	---	---	59-18	57-30
		□	Front	---	52-20	---	---	---	---	---	---	51-20
LIMITED												
1990		■	Front	---	57-14	---	---	---	---	---	59-24	---
NATIONAL RV												
CARIBBEAN												
2001		■	Front	---	50-22	---	---	---	---	---	---	---
DOLPHIN												
2009-2007		■	Front	---	---	C-26-UB ³	A-26-M ³	---	---	---	---	---
2006-2000		■	Front	---	50-22	---	---	---	---	---	---	---
1999-1995		■	Front	---	57-12	---	---	---	---	---	59-22	---
1994		■	Front	---	50-24	---	---	---	---	---	---	---
1993-1988		■	Front	---	50-26	---	---	---	---	---	---	---
ISLANDER												
2006		■	Front	---	50-26	---	---	---	---	---	---	---
2004-2001		■	Front	---	50-26	---	---	---	---	---	---	---
LA BRISAS												
1991-1990		■	Front	---	50-26	---	---	---	---	---	---	---
LIMITED												
1998-1997		■	Front	---	50-22	---	---	---	---	---	---	---
MARLIN												
2001		■	Front	---	50-26	---	---	---	---	---	---	---
NAUTICA												
2009-2007		■	Front	---	---	C-26-UB ³	A-26-M ³	---	---	---	---	---
PACIFICA												
2009-2006		■	Front	---	---	C-26-UB ³	A-26-M ³	---	---	---	---	---
SEA BREEZE												
2007-1995		■	Front	---	50-22	---	---	---	---	---	---	---
1994		■	Front	---	50-24	---	---	---	---	---	---	---
1993		■	Front	---	50-22	---	---	---	---	---	---	---
SEA VIEW												
2001-1998		■	Front	---	50-22	---	---	---	---	---	---	---
SURF SIDE												
2001-1999		■	Front	---	50-22	---	---	---	---	---	---	---
TRADEWINDS												
2009-2007		■	Front	---	---	C-26-UB ³	A-26-M ³	---	---	---	---	---
2006-2002		■	Front	---	50-26	---	---	---	---	---	---	---
2001-1998		■	Front	---	50-22	---	---	---	---	---	---	---
TROPI-CAL												
2009-2008		■	Front	---	---	C-26-UB ³	A-26-M ³	---	---	---	---	---
2007-2003		■	Front	---	50-26	---	---	---	---	---	---	---
2001-1997		■	Front	---	50-22	---	---	---	---	---	---	---
1996-1992		■	Front	---	50-26	---	---	---	---	---	---	---

³To replace OEM blade use 2-Screw Bayonet Adapter (part number 48-08) - Not Included

WIPER BLADES
Recreational Vehicle (RV) Wiper Blades - Class A



				HEAVY DUTY		BEAM		HYBRID	CONVENTIONAL		SPECIALTY	
MAKE				TEN-EDGE	CLEAR-FLEX	CONTOUR	PROFILE	TRANSFORM	Aer Advantage	ANCO	WINTER BLADES	REAR BLADE SPECIALTY
VEHICLE TYPE												
MODEL												
Year	Notes	Blade Color	Pos									
NEWMAR (cont.)												
ALL												
2001-1989		■ Front	---	50-24	---	---	---	---	---	---	---	
1984-1980		■ Front	---	57-09	---	---	---	---	---	59-18	---	
		□ Front	---	52-18	---	---	---	---	---	---	---	
ALL STAR												
2011-2008		■ Front	---	50-32HK	---	---	---	---	---	---	---	
2007		■ Front	---	50-32	---	---	---	---	---	---	---	
BAY STAR												
2014-2008		■ Front	---	50-32HK	---	---	---	---	---	---	---	
2007		■ Front	---	50-32	---	---	---	---	---	---	---	
CANYON STAR												
2014-2008		■ Front	---	50-32HK	---	---	---	---	---	---	---	
2007		■ Front	---	50-32	---	---	---	---	---	---	---	
DUTCH AIRE												
2011-2009		■ Front	---	50-32HK	---	---	---	---	---	---	---	
DUTCH STAR												
2011-2007		■ Front	---	50-32HK	---	---	---	---	---	---	---	
2006-2002		■ Front	---	50-32	---	---	---	---	---	---	---	
ESSEX												
2013-2009		■ Front	---	---	---	---	---	---	---	---	22-32	
2006-2005		■ Front	---	50-32	---	---	---	---	---	---	---	
GRAND STAR												
2010-2007		■ Front	---	50-32HK	---	---	---	---	---	---	---	
KING AIRE												
2013-2010		■ Front	---	---	---	---	---	---	---	---	22-32	
KOUNTRY STAR												
2010-2007		■ Front	---	50-32HK	---	---	---	---	---	---	---	
2006-2002		■ Front	---	50-32	---	---	---	---	---	---	---	
MOUNTAIN AIRE												
2012-2009		■ Front	---	50-32HK	---	---	---	---	---	---	---	
2006-2002		■ Front	---	50-24	---	---	---	---	---	---	---	
MOUNTAIN AIRE DP												
2006-2002		■ Front	---	50-32	---	---	---	---	---	---	---	
NORTHERN STAR												
2005		■ Front	---	50-32	---	---	---	---	---	---	---	
SCOTTSDALE												
2006-2003		■ Front	---	50-32	---	---	---	---	---	---	---	
VENTANA												
2012-2008		■ Front	---	50-32HK	---	---	---	---	---	---	---	
2007-2006		■ Front	---	50-32	---	---	---	---	---	---	---	
ODESSA												
ALL												
1995		■ Front	---	50-26	---	---	---	---	---	---	---	
OVERLAND SERIES COACH												
2001-1998		■ Front	---	50-24	---	---	---	---	---	---	---	














































WIPER BLADES Recreational Vehicle (RV) Wiper Blades - Class A

				HEAVY DUTY		BEAM		HYBRID	CONVENTIONAL		SPECIALTY	
MAKE				TEN-EDGE	CLEAR-FLEX	CONTOUR	PROFILE.	TRANSFORM	Aeroblade	ANCO	WINTER BLADE	REAR BLADE SPECIALTY
VEHICLE TYPE												
MODEL												
Year	Notes	Blade Color	Pos									
OPEN ROAD (cont.)												
22												
1973-1972		Front	---	57-09	---	---	---	---	---	59-18	57-28	
		Front	---	52-18	---	---	---	---	---	---	---	51-18
OVERLAND												
DISCOVERY												
1990		Front	---	50-28	---	---	---	---	---	---	---	---
PATROIT												
ALL												
1994-1993		Front	---	57-14	---	---	---	---	---	59-24	---	---
PREVOST												
MARATHON												
2003		Front	---	50-28	---	---	---	---	---	---	---	---
R-VISION												
CONDOR												
2001-2000		Front	---	50-26	---	---	---	---	---	---	---	---
RECREATIONAL VEHICLES												
SKYDECK												
2003		Front	---	50-28	---	---	---	---	---	---	---	---
RENEGADE RV												
ALL												
2014-2010		Cascadia	Front	---	---	C-24-UB	A-24-M	T-24-UB	91-24	31-24	30-24	---
		Except Cascadia	Front	---	---	C-22-UB	A-22-M	T-22-UB	91-22	31-22	30-22	---
2009-2005			Front	---	---	C-22-UB	A-22-M	T-22-UB	91-22	31-22	30-22	---
2004-2003		Except Peterbuilt	Front	---	---	C-22-UB	A-22-M	T-22-UB	91-22	31-22	30-22	---
		Peterbuilt	Front	---	---	C-20-UB	A-20-M	T-20-UB	91-20	31-20	30-20	---
2002		Except Ford, Peterbuilt	Front	---	---	C-22-UB	A-22-M	T-22-UB	91-22	31-22	30-22	---
REVCON												
ALL												
1977		Front	---	57-10	---	---	---	---	---	---	59-18	---
		Front	---	52-20	---	---	---	---	---	---	---	---
REXHALL												
AERBUS												
2007		Front	---	50-28	---	---	---	---	---	---	---	---
2006-2005		Front	---	50-32	---	---	---	---	---	---	---	---
2004-2001		Front	---	50-28	---	---	---	---	---	---	---	---
2000-1994		Front	---	50-26	---	---	---	---	---	---	---	---
AIREX												
1994		Front	---	50-26	---	---	---	---	---	---	---	---
1993-1992		Front	---	57-12	---	---	---	---	---	59-22	---	---
1991-1990		Front	---	57-10	---	---	---	---	---	59-18	---	---
		Front	---	52-20	---	---	---	---	---	---	---	---
AMERICAN CLIPPER												
2006-1998		Front	---	50-26	---	---	---	---	---	---	---	---






























				HEAVY DUTY		BEAM		HYBRID	CONVENTIONAL		SPECIALTY	
MAKE				TEN-EDGE	CLEAR-FLEX	CONTOUR	PROFILE.	TRANSFORM	ALAN VANTAGE	ANCO	WINTER BLADE	REAR BLADE SPECIALTY
VEHICLE TYPE												
MODEL												
Year	Notes	Blade Color	Pos									
REXHALL (cont.)												
AMERICAN CLIPPER DP												
2002-2001		█ Front	---	50-28	---	---	---	---	---	---	---	
ANTHEM												
2000-1999		█ Front	---	52-27	---	---	---	---	---	---	---	
		□ Front	---	52-26	---	---	---	---	---	---	---	
REXAIR												
2007		█ Front	---	50-26	---	---	---	---	---	---	---	
2006-2005		█ Front	---	50-32	---	---	---	---	---	---	---	
2004-2003		█ Front	---	50-28	---	---	---	---	---	---	---	
2002-1992		█ Front	---	52-27	---	---	---	---	---	---	---	
		□ Front	---	52-26	---	---	---	---	---	---	---	
ROLLSAIR												
1998-1997		█ Front	---	50-28	---	---	---	---	---	---	---	
1996		█ Front	---	52-27	---	---	---	---	---	---	---	
		□ Front	---	52-26	---	---	---	---	---	---	---	
ROSEAIR												
2007		█ Front	---	50-28	---	---	---	---	---	---	---	
2006-2005		█ Front	---	50-32	---	---	---	---	---	---	---	
2004-2002		█ Front	---	50-28	---	---	---	---	---	---	---	
2001-2000		█ Front	---	50-26	---	---	---	---	---	---	---	
1999-1998		█ Front	---	50-28	---	---	---	---	---	---	---	
VISION												
2005-2003		█ Front	---	50-26	---	---	---	---	---	---	---	
2002-2001		█ Front	---	50-28	---	---	---	---	---	---	---	
2000-1997		█ Front	---	50-26	---	---	---	---	---	---	---	
1991-1990		█ Front	---	57-10	---	---	---	---	---	59-18	---	
		□ Front	---	52-20	---	---	---	---	---	---	---	
ROCKWOOD												
BAY PORT												
1995		█ Front	---	57-12	---	---	---	---	---	59-22	---	
BEACHWOOD												
1993		█ Front	---	57-12	---	---	---	---	---	59-22	---	
DRIFTWOOD												
1990-1989		█ Front	---	57-12	---	---	---	---	---	59-22	---	
EMBASSY												
1994		█ Front	---	57-12	---	---	---	---	---	59-22	---	
REGENT												
1995-1993		█ Front	---	52-27	---	---	---	---	---	---	---	
		□ Front	---	52-26	---	---	---	---	---	---	---	
ROCKWOOD												
1993-1989		█ Front	---	52-27	---	---	---	---	---	---	---	
		□ Front	---	52-26	---	---	---	---	---	---	---	












































				HEAVY DUTY		BEAM		HYBRID	CONVENTIONAL		SPECIALTY	
MAKE												
VEHICLE TYPE												
MODEL												
Year	Notes	Blade Color	Pos									
SAFARI (cont.)												
CASCADE												
2009	Diesel		Front	---	50-32	---	---	---	---	---	---	
	Gas		Front	---	---	C-28-UB	A-28-M	T-28-UB	91-28	31-28	---	
CHEETAH												
2009-2008			Front	---	50-32	---	---	---	---	---	---	
2007-2006			Front	---	50-28HK	---	---	---	---	---	---	
2005			Front	---	50-28	---	---	---	---	---	---	
2004-2002			Front	---	50-26	---	---	---	---	---	---	
2001			Front	---	50-28	---	---	---	---	---	---	
COMPRESSION												
2009-2008			Front	---	50-32	---	---	---	---	---	---	
CONTINENTAL												
2001-2000			Front	---	50-28	---	---	---	---	---	---	
1999			Front	---	50-26	---	---	---	---	---	---	
1998-1994			Front	---	50-24	---	---	---	---	---	---	
GAZELLE												
2005			Front	---	50-24	---	---	---	---	---	---	
IVORY												
2001-2000			Front	---	50-28	---	---	---	---	---	---	
1998-1994			Front	---	50-24	---	---	---	---	---	---	
KALAHARI												
1996-1994			Front	---	50-24	---	---	---	---	---	---	
PANTHER												
2005-2003			Front	---	50-32	---	---	---	---	---	---	
2002-1999			Front	---	50-28	---	---	---	---	---	---	
1998			Front	---	50-24	---	---	---	---	---	---	
PASSAGE												
2009-2008			Front	---	50-26	---	---	---	---	---	---	
2007			Front	---	50-28	---	---	---	---	---	---	
PATHMAKER												
1998			Front	---	50-24	---	---	---	---	---	---	
SAHARA												
2004			Front	---	50-24	---	---	---	---	---	---	
2003-2002			Front	---	50-26	---	---	---	---	---	---	
2001-2000			Front	---	50-28	---	---	---	---	---	---	
1999			Front	---	50-26	---	---	---	---	---	---	
1998-1994			Front	---	50-24	---	---	---	---	---	---	
SERENGETI												
2001-2000			Front	---	50-28	---	---	---	---	---	---	
1999			Front	---	50-26	---	---	---	---	---	---	
1998-1994			Front	---	50-24	---	---	---	---	---	---	
SIMBA												
2009-2006			Front	---	50-32HK	---	---	---	---	---	---	
2005			Front	---	50-24	---	---	---	---	---	---	
TREK												
2008-2007			Front	---	50-32HK	---	---	---	---	---	---	
2006			Front	---	50-26	---	---	---	---	---	---	
2005-1994			Front	---	50-24	---	---	---	---	---	---	
























				HEAVY DUTY		BEAM		HYBRID	CONVENTIONAL		SPECIALTY	
MAKE				TEN-EDGE	CLEAR-FLEX	CONTOUR	PROFILE.	TRANSFORM	AeroVantage	ANCO	WINTER BLADE	REAR BLADE SPECIALTY
VEHICLE TYPE												
MODEL												
Year	Notes	Blade Color	Pos									
SAFARI (cont.)												
ZANZIBAR												
2004		■	Front	---	50-24	---	---	---	---	---	---	---
2003-1998		■	Front	---	50-26	---	---	---	---	---	---	---
SIGHTSEER												
ALL												
1990		■	Front	---	57-10	---	---	---	---	---	59-18	57-30
		□	Front	---	52-20	---	---	---	---	---	---	51-20
R40												
1973-1972		■	Front	---	57-10	---	---	---	---	---	59-18	57-30
		□	Front	---	52-20	---	---	---	---	---	---	51-20
SPORTSCOACH												
ALL												
2006-1999		■	Front	---	50-28	---	---	---	---	---	---	---
CROSS COUNTRY												
1990		■	Front	---	50-28	---	---	---	---	---	---	---
1987-1986		■	Front	---	57-10	---	---	---	---	---	59-18	---
		□	Front	---	52-20	---	---	---	---	---	---	---
PATHFINDER												
1990		■	Front	---	50-28	---	---	---	---	---	---	---
1987-1986		■	Front	---	57-10	---	---	---	---	---	59-18	---
		□	Front	---	52-20	---	---	---	---	---	---	---
SPORTSCOACH												
1987-1986		■	Front	---	57-10	---	---	---	---	---	59-18	---
		□	Front	---	52-20	---	---	---	---	---	---	---
SPORTSCOACH IV												
1990		■	Front	---	52-27	---	---	---	---	---	---	---
		□	Front	---	52-26	---	---	---	---	---	---	---
SPRINTER												
SPINTER												
1979		■	Front	---	57-10	---	---	---	---	---	59-18	57-30
		□	Front	---	52-20	---	---	---	---	---	---	51-20
STARCRAFT												
330SA												
1990		■	Front	---	50-28	---	---	---	---	---	---	---
360SA												
1990		■	Front	---	50-28	---	---	---	---	---	---	---
STAR CRUISER												
1973-1971		■	Front	---	57-09	---	---	---	---	---	59-18	57-28
		□	Front	---	52-18	---	---	---	---	---	---	51-18
SUPERIOR												
2200												
1972		■	Front	---	57-10	---	---	---	---	---	59-18	57-30
		□	Front	---	52-20	---	---	---	---	---	---	51-20
LACOSTA												
1976		■	Front	---	57-10	---	---	---	---	---	59-18	57-30
		□	Front	---	52-20	---	---	---	---	---	---	51-20



				HEAVY DUTY		BEAM		HYBRID	CONVENTIONAL		SPECIALTY	
MAKE				TEN-EDGE	CLEAR-FLEX	CONTOUR	PROFILE	TRANSFORM	Ambassador	ANCO	WINTER BLADE	REAR BLADE SPECIALTY
VEHICLE TYPE												
MODEL												
Year	Notes	Blade Color	Pos									
SWINGER (cont.)												
LA VISTA												
1976		 Front	---	57-10	---	---	---	---	59-18	57-30		
		 Front	---	52-20	---	---	---	---	---	51-20		
SQUIRE												
1975-1974		 Front	---	57-10	---	---	---	---	59-18	57-30		
		 Front	---	52-20	---	---	---	---	---	51-20		
THOR MOTOR COACH												
ACE												
2013-2012		 Front	---	50-32HK	---	---	---	---	---	---		
AMBASSADOR												
1995-1993		 Front	---	50-28	---	---	---	---	---	---		
AVANTI												
2013-2011		 Front	---	50-32HK	---	---	---	---	---	---		
AXIS												
2014		 Front	---	50-32HK	---	---	---	---	---	---		
CHALLENGER												
2014-2011		 Front	---	50-32HK	---	---	---	---	---	---		
COLUMBUS												
1996-1994		 Front	---	57-14	---	---	---	---	59-24	---		
DAYBREAK												
2014-2011		 Front	---	50-32HK	---	---	---	---	---	---		
HURRICANE												
2013-2011		 Front	---	50-32HK	---	---	---	---	---	---		
MIRAMAR												
2014		 Front	---	50-32HK	---	---	---	---	---	---		
OUTLAW												
2013-2011		 Front	---	50-32HK	---	---	---	---	---	---		
PALAZZO												
2013		 Front	---	50-32HK	---	---	---	---	---	---		
PINNACLE												
1999-1994		 Front	---	50-28	---	---	---	---	---	---		
RESIDENCY												
1999-1995		 Front	---	50-28	---	---	---	---	---	---		
1994		 Front	---	57-14	---	---	---	---	59-24	---		
SERANO												
2013-2011		 Front	---	50-32HK	---	---	---	---	---	---		
TUSCANY												
2013-2011		 Front	---	50-32HK	---	---	---	---	---	---		
WINDSPORT												
2015-2014		 Front	---	---	C-28-UB	A-28-M	T-28-UB	91-28	31-28	---		
2013-2011		 Front	---	50-32HK	---	---	---	---	---	---		
TIFFIN MOTORHOMES												
ALLEGRO												
2014-2010		 Front	---	---	---	---	---	---	---	22-32		
2009-2007		 Front	---	50-32HK	---	---	---	---	---	---		
2006-2000		 Front	---	50-26	---	---	---	---	---	---		
1999-1990		 Front	---	52-27	---	---	---	---	---	---		
		 Front	---	52-26	---	---	---	---	---	---		

			HEAVY DUTY		BEAM		HYBRID	CONVENTIONAL		SPECIALTY		
MAKE												
VEHICLE TYPE												
MODEL												
Year	Notes	Blade Color	Pos									
TIFFIN MOTORHOMES (cont.)												
ALLEGRO (cont.)												
1989-1988			Front	---	57-10	---	---	---	---	---	59-18	---
			Front	---	52-20	---	---	---	---	---	---	---
1987-1977			Front	---	57-10	---	---	---	---	---	59-18	57-30
			Front	---	52-20	---	---	---	---	---	---	51-20
1976-1972			Front	---	57-08	---	---	---	---	---	59-16	57-26
			Front	---	52-16	---	---	---	---	---	---	51-16
ALLEGRO BAY												
2010			Front	---	---	---	---	---	---	---	---	22-32
2009-2007			Front	---	50-32HK	---	---	---	---	---	---	---
2006-1996			Front	---	50-26	---	---	---	---	---	---	---
1995-1990			23-28'	Front	---	57-10	---	---	---	---	59-18	---
				Front	---	52-20	---	---	---	---	---	---
30-37'			Front	---	50-26	---	---	---	---	---	---	---
ALLEGRO BREEZE												
2013-2011			Front	---	---	---	---	---	---	---	---	22-32
ALLEGRO BUS												
2013-2010			Front	---	---	---	---	---	---	---	---	22-32
2009-2007			Front	---	50-32HK	---	---	---	---	---	---	---
2006			Front	---	50-32	---	---	---	---	---	---	---
2005-2004			Front	---	50-28	---	---	---	---	---	---	---
2003-1995			Front	---	50-26	---	---	---	---	---	---	---
ALLEGRO RED												
2014-2010			Front	---	---	---	---	---	---	---	---	22-32
ALLEGRO STAR												
1997			Front	---	50-26	---	---	---	---	---	---	---
ALLEGRO SUN												
1997			Front	---	50-26	---	---	---	---	---	---	---
OPEN ROAD												
1992-1988			Front	---	57-10	---	---	---	---	---	59-18	---
			Front	---	52-20	---	---	---	---	---	---	---
PHAETON												
2014-2010			Front	---	---	---	---	---	---	---	---	22-32
2009-2007			Front	---	50-32HK	---	---	---	---	---	---	---
2006-2005			Front	---	50-32	---	---	---	---	---	---	---
2004-2000			Front	---	50-26	---	---	---	---	---	---	---
ZEPHYR												
2013-2010			Front	---	---	---	---	---	---	---	---	22-32
2009-2007			Front	---	50-32HK	---	---	---	---	---	---	---
2006			Front	---	50-32	---	---	---	---	---	---	---
2005-2000			Front	---	50-26	---	---	---	---	---	---	---
TITAN												
32												
1982-1977				---	57-10	---	---	---	---	---	59-18	57-30
				---	52-20	---	---	---	---	---	---	51-20



				HEAVY DUTY	BEAM		HYBRID	CONVENTIONAL		SPECIALTY		
MAKE				TEN-EDGE	CLEAR-FLEX	CONTOUR	PROFILE.	TRANSFORM	Advantage	ANCO	WINTER BLADE	REAR BLADE SPECIALTY
VEHICLE TYPE												
MODEL												
Year	Notes	Blade Color	Pos									
TRAIL-LITE (cont.)												
CONDOR												
2003-2001			Front	---	52-27	---	---	---	---	---	---	---
			Front	---	52-26	---	---	---	---	---	---	---
STRATUS												
2002			Front	---	50-24	---	---	---	---	---	---	---
TRAIL-LITE												
2002			Front	---	50-26	---	---	---	---	---	---	---
TRAVCO												
ALL												
1977-1970			Front	---	57-10	---	---	---	---	---	59-18	---
			Front	---	52-20	---	---	---	---	---	---	---
TRAVEL QUEEN												
27												
1976			Front	---	52-27	---	---	---	---	---	---	---
			Front	---	52-26	---	---	---	---	---	---	---
TRAVEL SUPREME												
ALANTE												
2009-2007			Front	---	50-32	---	---	---	---	---	---	---
ENVOY												
2009-2005			Front	---	50-32	---	---	---	---	---	---	---
INSIGNIA												
2007			Front	---	50-32	---	---	---	---	---	---	---
MID ENGINE												
2009-2005			Front	---	50-32	---	---	---	---	---	---	---
SELECT												
2008-2001			Front	---	50-32	---	---	---	---	---	---	---
TRAVEL SUPREME												
2006-2001			Front	---	50-32	---	---	---	---	---	---	---
TRAVELON												
25												
1981			Front	---	57-10	---	---	---	---	---	59-18	57-30
			Front	---	52-20	---	---	---	---	---	---	51-20
TRIPLE E												
COMMANDER												
2011-2008				---	50-28	---	---	---	---	---	---	---
2002-1994				---	50-26	---	---	---	---	---	---	---
EMBASSY												
2010-2009				---	50-28	---	---	---	---	---	---	---
2008-1994				---	50-26	---	---	---	---	---	---	---
EMPRESS												
2009				---	50-32	---	---	---	---	---	---	---
2002-1994				---	50-26	---	---	---	---	---	---	---
SIGNTURE												
2002-1999				---	50-26	---	---	---	---	---	---	---







				HEAVY DUTY		BEAM		HYBRID	CONVENTIONAL		SPECIALTY	
MAKE				TEN-EDGE	CLEAR-FLEX	CONTOUR	PROFILE	TRANSFORM	AeroVantage	ANCO	WINTER BLADE	REAR BLADE SPECIALTY
VEHICLE TYPE												
MODEL												
Year	Notes	Blade Color	Pos									
USA MOTOR (cont.)												
EUROPA												
1997-1996		Front	---	---	C-22-UB	A-22-M	---	91-22	31-22	30-22	---	---
1994		Front	---	50-24	---	---	---	---	---	---	---	---
VIXEN												
VIXEN 21												
1989-1986		Front	---	57-09	---	---	---	---	---	59-18	---	---
		Front	---	52-18	---	---	---	---	---	---	---	---
VOGUE												
26												
1977		Front	---	57-10	---	---	---	---	---	59-18	57-30	---
		Front	---	52-20	---	---	---	---	---	---	51-20	---
33												
1977		Front	---	57-10	---	---	---	---	---	59-18	---	---
		Front	---	52-20	---	---	---	---	---	---	---	---
WAYFARER												
25												
1972		Front	---	57-04	---	---	---	---	---	59-13	57-24	---
		Front	---	52-14	---	---	---	---	---	---	51-14	---
WESTERN RV												
ALPINE COACH												
2007-2005		Front	---	50-28	---	---	---	---	---	---	---	---
2004		Front	---	50-26	---	---	---	---	---	---	---	---
2003-1999		Front	---	50-28	---	---	---	---	---	---	---	---
AVALANCHE												
2007-2004		Front	---	50-28	---	---	---	---	---	---	---	---
WINNEBAGO												
23												
1980		Front	---	57-10	---	---	---	---	---	59-18	57-30	---
		Front	---	52-20	---	---	---	---	---	---	51-20	---
27												
1971		Front	---	52-15	---	---	---	---	---	59-15	57-25	---
		Front	---	---	---	---	---	---	---	---	51-15	---
ADVENTURER												
2012-2008		Front	---	50-28HK	---	---	---	---	---	---	---	---
2007-2005		Front	---	57-14	---	---	---	---	---	59-24	---	---
2004-2000		Front	---	50-24	---	---	---	---	---	---	---	---
1999-1993		Front	---	57-14	---	---	---	---	---	59-24	---	---
BRAVE												
2004-1999		Front	---	50-24	---	---	---	---	---	---	---	---
1998-1997		Front	---	50-22	---	---	---	---	---	---	---	---
1996-1991		Front	---	57-14	---	---	---	---	---	59-24	---	---
1990-1983		Front	---	57-10	---	---	---	---	---	59-18	---	---
		Front	---	52-20	---	---	---	---	---	---	---	---
1982-1980		Front	---	57-10	---	---	---	---	---	59-18	57-30	---
		Front	---	52-20	---	---	---	---	---	---	51-20	---
1972-1971		Front	---	57-04	---	---	---	---	---	59-13	57-24	---
		Front	---	52-14	---	---	---	---	---	---	51-14	---













































				HEAVY DUTY		BEAM		HYBRID	CONVENTIONAL		SPECIALTY	
MAKE				TEN-EDGE	CLEAR-FLEX	CONTOUR	PROFILE	TRANSFORM	ADVANTAGE	ANCO	WINTER BLADE	REAR BLADE SPECIALTY
VEHICLE TYPE												
MODEL												
Year	Notes	Blade Color	Pos									
WINNEBAGO (cont.)												
CHIEFTAN												
2004-2000		Front	---	50-24	---	---	---	---	---	---	---	---
1999-1998		Front	---	57-14	---	---	---	---	---	59-24	---	---
1994-1991		Front	---	57-14	---	---	---	---	---	59-24	---	---
1990-1983		Front	---	57-10	---	---	---	---	---	59-18	---	---
		Front	---	52-20	---	---	---	---	---	---	---	---
1982-1980		Front	---	57-10	---	---	---	---	---	59-18	57-30	---
		Front	---	52-20	---	---	---	---	---	---	51-20	---
1972-1971		Front	---	57-04	---	---	---	---	---	59-13	57-24	---
		Front	---	52-14	---	---	---	---	---	---	51-14	---
DESTINATION												
2010-2008		Front	---	50-28HK	---	---	---	---	---	---	---	---
ELANDAN												
1990-1983		Front	---	57-10	---	---	---	---	---	59-18	---	---
		Front	---	52-20	---	---	---	---	---	---	---	---
ELANTE												
1994-1992		Front	---	57-14	---	---	---	---	---	59-24	---	---
GRAND TOUR												
1999		Front	---	50-24	---	---	---	---	---	---	---	---
INDIAN												
1972-1971		Front	---	57-04	---	---	---	---	---	59-13	57-24	---
		Front	---	52-14	---	---	---	---	---	---	51-14	---
JOURNEY												
2013		Front	---	50-32HK	---	---	---	---	---	---	---	---
2012-2008		Front	---	50-28HK	---	---	---	---	---	---	---	---
2007-2000		Front	---	50-24	---	---	---	---	---	---	---	---
JOURNEY EXPRESS												
2011-2010		Front	---	50-28HK	---	---	---	---	---	---	---	---
LUXOR												
1998-1995		Front	---	57-14	---	---	---	---	---	59-24	---	---
SIGHTSEER												
2013-2010		Front	---	50-28HK	---	---	---	---	---	---	---	---
2009-2002		Front	---	50-24	---	---	---	---	---	---	---	---
SUPERCHIEF												
1988		Front	---	57-10	---	---	---	---	---	59-18	---	---
		Front	---	52-20	---	---	---	---	---	---	---	---
TOUR												
2010-2008		Front	---	50-28HK	---	---	---	---	---	---	---	---
2007		Front	---	50-24	---	---	---	---	---	---	---	---
ULTIMATE												
2004-1999		Front	---	50-24	---	---	---	---	---	---	---	---
VECTRA												
2010-2007		Front	---	50-28HK	---	---	---	---	---	---	---	---
2006-1993		Front	---	50-24	---	---	---	---	---	---	---	---
VIA												
2013-2010		Front	---	---	C-28-UB	A-28-M	T-28-UB	91-28	31-28	---	---	---

WIPER BLADES
Recreational Vehicle (RV) Wiper Blades - Class A



				HEAVY DUTY		BEAM		HYBRID	CONVENTIONAL		SPECIALTY	
MAKE				TEN-EDGE	CLEAR-FLEX	CONTOUR	PROFILE	TRANSFORM	AeroVantage	ANCO	WINTER BLADE	REAR BLADE SPECIALTY
VEHICLE TYPE												
MODEL												
Year	Notes	Blade Color	Pos									
WINNEBAGO (cont.)												
VISTA												
2013-2010			Front	---	50-28HK	---	---	---	---	---	---	---
2009-2008			Front	---	50-24	---	---	---	---	---	---	---
VOYAGE												
2008-2005			Front	---	50-24	---	---	---	---	---	---	---
WARRIOR												
1997-1993			Front	---	50-24	---	---	---	---	---	---	---







































			HEAVY DUTY		BEAM		HYBRID	CONVENTIONAL		SPECIALTY			
MAKE													
VEHICLE TYPE													
MODEL													
Year	Notes	Blade Color	Pos										
CHEVROLET													
ASTRO VAN CHASSIS													
2004-1993			Front	---	---	C-18-UB	A-18-M	---	91-18	31-18	30-18	---	
1992-1985			Front	---	---	C-16-UB	A-16-M	---	91-16	31-16	30-16	---	
C-SERIES / KODIAK TRUCK CHASSIS													
2009-2003			Front	---	---	C-22-UB	A-22-M	T-22-UB	91-22	31-22	30-22	---	
2002-1995			Front	---	---	C-18-UB	A-18-M	T-18-UB	91-18	31-18	30-18	---	
EXPRESS VAN CHASSIS													
2014-1996			Front	---	---	C-22-UB	A-22-M	T-22-UB	91-22	31-22	30-22	---	
G-SERIES VAN CHASSIS													
1996-1993			Front	---	---	C-18-UB	A-18-M	---	91-18	31-18	30-18	---	
1992-1983			Front	---	---	C-16-UB	A-16-M	---	91-16	31-16	30-16	---	
1982-1964			Front	---	---	C-16-UB ¹	---	---	91-16 ¹	31-16 ¹	30-16 ¹	---	
SILVERADO TRUCK CHASSIS													
2014			Front	---	---	C-22-OE	---	---	---	---	30-22-OE	---	
2013-2008			Front	---	---	C-22-OE	A-22-M	---	---	---	30-22-OE	---	
2007		Classic		Front	---	---	C-22-UB	A-22-M	T-22-UB	91-22	31-22	30-22	---
		New Style		Front	---	---	C-22-OE	A-22-M	---	---	---	30-22-OE	---
2006-2002			Front	---	---	C-22-UB	A-22-M	T-22-UB	91-22	31-22	30-22	---	
DODGE													
B-SERIES VAN CHASSIS													
1998			Front	---	---	C-18-UB	A-18-M	T-18-UB	91-18	31-18	30-18	---	
1997		w/ J-Hook Style Arm		Front	---	---	C-18-UB	A-18-M	---	91-18	31-18	30-18	---
		w/ Side-Pin Style Arm		Front	---	---	C-18-UB	A-18-M	T-18-UB	91-18	31-18	30-18	---
1996			Front	---	---	C-18-UB	A-18-M	---	91-18	31-18	30-18	---	
1995		Early Production		Front	---	---	C-16-UB	A-16-M	---	91-16	31-16	30-16	---
		Late Production		Front	---	---	C-18-UB	A-18-M	---	91-18	31-18	30-18	---
1994-1970			Front	---	---	C-16-UB	A-16-M	---	91-16	31-16	30-16	---	
1969-1965			Front	---	---	C-16-UB ¹	---	---	91-16 ¹	31-16 ¹	30-16 ¹	---	
RAM SERIES VAN CHASSIS													
2003-1999			Front	---	---	C-19-UB	A-19-M	T-19-UB	91-19	31-19	30-18	---	
SPRINTER CHASSIS													
2009-2008			Driver	---	---	C-26-OE	A-26-M	---	---	---	30-24-OE	---	
			Pass	---	---	C-24-OE	A-24-M	---	---	---	30-24-OE	---	
2007-2003			Driver	---	---	C-24-UB	A-24-M	T-24-UB	91-24	31-24	30-24	---	
			Pass	---	---	C-22-UB	A-22-M	T-22-UB	91-22	31-22	30-22	---	
FORD													
E-SERIES VAN CHASSIS													
2014-1998			Front	---	---	C-20-UB	A-20-M	T-20-UB	91-20	31-20	30-20	---	
1997-1994			Front	---	---	C-22-UB	A-22-M	T-22-UB	91-22	31-22	30-22	---	
1993-1992			Front	---	---	C-22-UB	A-22-M	---	91-22	31-22	30-22	---	
1991-1981			Front	---	---	C-18-UB	A-18-M	---	91-18	31-18	30-18	---	
1980-1975			Front	---	---	C-19-UB	A-20-M	---	91-20	31-20	30-20	---	
1974-1968			Front	---	---	C-18-UB ¹	---	---	91-18 ¹	31-18 ¹	30-18 ¹	---	
1967-1961			Front	---	---	C-16-UB ¹	---	---	91-16 ¹	31-16 ¹	30-16 ¹	---	

¹To replace OE-style blade, use included 7mm Bayonet connector











































				HEAVY DUTY		BEAM		HYBRID	CONVENTIONAL			SPECIALTY	
MAKE				TEN-EDGE	CLEAR-FLEX	CONTOUR	PROFILE	TRANSFORM	AeroVantage	ANCO	WINTER BLADE	REAR BLADE SPECIALTY	
VEHICLE TYPE													
MODEL													
Year	Notes	Blade Color	Pos										
FORD (cont.)													
F-SERIES TRUCK CHASSIS													
2015-2011		■	Front	---	---	C-22-UB	A-22-M	T-22-UB	91-22	31-22	30-22	---	
2010-2009		■	Front	---	---	C-22-UB	A-22-M	T-22-UB	91-22	31-22	30-22	---	
2008-2000		■	Front	---	---	C-20-UB	A-20-M	T-20-UB	91-20	31-20	30-20	---	
TRANSIT VAN CHASSIS													
2014		■	Driver	---	---	C-28-OE	A-28-M	---	---	---	---	---	
		■	Pass	---	---	C-21-OE	A-21-M	---	---	---	30-20-OE	---	
FREIGHTLINER													
CONVENTIONAL CAB CHASSIS													
2014-2012		Cascadia	■	Front	---	---	C-24-UB	A-24-M	T-24-UB	91-24	31-24	30-24	---
		Except Cascadia	■	Front	---	---	C-22-UB	A-22-M	T-22-UB	91-22	31-22	30-22	---
2011-1998			■	Front	---	---	C-22-UB	A-22-M	T-22-UB	91-22	31-22	30-22	---
SPRINTER CHASSIS													
2014-2008		■	Driver	---	---	C-26-OE	A-26-M	---	---	---	30-24-OE	---	
		■	Pass	---	---	C-24-OE	A-24-M	---	---	---	30-24-OE	---	
2007-2003		■	Driver	---	---	C-24-UB	A-24-M	T-24-UB	91-24	31-24	30-24	---	
		■	Pass	---	---	C-22-UB	A-22-M	T-22-UB	91-22	31-22	30-22	---	
GMC													
SAFARI VAN CHASSIS													
2004-1993		■	Front	---	---	C-18-UB	A-18-M	---	91-18	31-18	30-18	---	
1992-1985		■	Front	---	---	C-16-UB	A-16-M	---	91-16	31-16	30-16	---	
C-SERIES / TOPKICK TRUCK CHASSIS													
2009-2003		■	Front	---	---	C-22-UB	A-22-M	T-22-UB	91-22	31-22	30-22	---	
2002-1995		■	Front	---	---	C-18-UB	A-18-M	T-18-UB	91-18	31-18	30-18	---	
G-SERIES VAN CHASSIS													
1996-1993		■	Front	---	---	C-18-UB	A-18-M	---	91-18	31-18	30-18	---	
1992-1983		■	Front	---	---	C-16-UB	A-16-M	---	91-16	31-16	30-16	---	
1982-1964		■	Front	---	---	C-16-UB ¹	---	---	91-16 ¹	31-16 ¹	30-16 ¹	---	
SAVANA VAN CHASSIS													
2014-1996		■	Front	---	---	C-22-UB	A-22-M	T-22-UB	91-22	31-22	30-22	---	
SIERRA TRUCK CHASSIS													
2015-2014		■	Front	---	---	C-22-OE	---	---	---	---	30-22-OE	---	
2013-2008		■	Front	---	---	C-22-OE	A-22-M	---	---	---	30-22-OE	---	
2007		Classic	■	Front	---	---	C-22-UB	A-22-M	T-22-UB	91-22	31-22	30-22	---
		New Style	■	Front	---	---	C-22-OE	A-22-M	---	---	---	30-22-OE	---
2006-2002		■	Front	---	---	C-22-UB	A-22-M	T-22-UB	91-22	31-22	30-22	---	
INTERNATIONAL													
CONVENTIONAL CAB CHASSIS													
2014-2008		■	Front	---	---	C-22-UB	A-22-M	T-22-UB	91-22	31-22	30-22	---	
ISATA													
TOURING SEDAN													
2001-1997		■	Front	---	50-24	---	---	---	---	---	---	---	

¹To replace OE-style blade, use included 7mm Bayonet connector





































				HEAVY DUTY		BEAM		HYBRID	CONVENTIONAL		SPECIALTY	
MAKE												
VEHICLE TYPE												
MODEL												
Year	Notes	Blade Color	Pos									
MERCEDES-BENZ (cont.)												
SPRINTER CHASSIS												
2014-2008			Driver	---	---	C-26-OE	A-26-M	---	---	---	30-24-OE	---
			Pass	---	---	C-24-OE	A-24-M	---	---	---	30-24-OE	---
2007-2003			Driver	---	---	C-24-UB	A-24-M	T-24-UB	91-24	31-24	30-24	---
			Pass	---	---	C-22-UB	A-22-M	T-22-UB	91-22	31-22	30-22	---
PETERBILT												
CONVENTIONAL CAB CHASSIS												
2004-2003			Front	---	---	C-18-UB	A-18-M	T-18-UB	91-18	31-18	30-18	---
RAM												
PROMASTER VAN CHASSIS												
2014			Driver	---	---	C-26-UB	A-26-M	T-26-UB	91-26	31-26	30-24	---
			Pass	---	---	C-22-UB	A-22-M	T-22-UB	91-22	31-22	30-22	---
TRUCK CHASSIS												
2014-2011			Front	---	---	C-22-UB	A-22-M	T-22-UB	91-22	31-22	30-22	---
TOYOTA												
PICKUP CHASSIS												
1995-1993			Front	---	---	C-17-UB	A-17-M	T-17-UB	91-17	31-17	30-16	---
1992-1979			Front	---	---	C-17-UB ³	A-17-M ³	---	91-17 ³	31-17 ³	30-16 ³	---
1978-1973			Front	---	---	C-15-UB ³	A-15-M ³	---	91-15 ³	31-15 ³	30-15 ³	---
1972-1971			Front	---	---	C-15-UB ¹	---	---	91-15 ¹	31-15 ¹	30-15 ¹	---
VOLKSWAGEN												
EUROVAN CAMPER / CHASSIS												
2005-2000			Front	---	---	C-21-UB ²	A-21-M	T-21-UB	91-21 ²	31-21 ²	30-20 ²	---
1999-1995			Front	---	---	C-21-UB ²	A-21-M	T-21-UB	91-21 ²	31-21 ²	30-20 ²	---
			Rear	---	---	C-16-UB	A-16-M	T-16-UB	91-16	31-16	30-16	---
1994-1993			Front	---	---	C-21-UB ²	A-21-M	T-21-UB	91-21 ²	31-21 ²	30-20 ²	---
			Rear	---	---	C-18-UB	A-18-M	T-18-UB	91-18	31-18	30-18	---
TRANSPORTER CAMPMOBILE												
1979-1970			Front	---	---	C-15-UB	A-15-M	T-14-UB	91-15	31-15	30-15	---
1969			Front	---	---	C-15-UB ¹	---	---	91-15 ¹	31-15 ¹	30-15 ¹	---
VANAGON CAMPER												
1991-1989			Front	---	---	C-18-UB	A-18-M	T-18-UB	91-18	31-18	30-18	---
			Rear	---	---	C-16-UB	A-16-M	T-16-UB	91-16	31-16	30-16	---
1987-1980			Front	---	---	C-18-UB	A-18-M	T-18-UB	91-18	31-18	30-18	---
			Rear	---	---	C-16-UB	A-16-M	T-16-UB	91-16	31-16	30-16	---
VOLVO												
CONVENTIONAL CAB CHASSIS												
2014-2006			Front	---	---	C-22-UB	A-22-M	T-22-UB	91-22	31-22	30-22	---
WINNEBAGO												
LE SHARO												
1992-1988			Rear	---	57-09	---	---	---	---	---	59-18	---
			Rear	---	52-18	---	---	---	---	---	---	---
RIALTA												
1999-1995			Rear	---	50-22	---	---	---	---	---	---	---

¹To replace OE-style blade, use included 7mm Bayonet connector; ²To install blade, use included 9x4mm Shim; ³To replace OEM blade use 2-Screw Bayonet Adapter (part number 48-08) - Not Included

				HEAVY DUTY		BEAM		HYBRID	CONVENTIONAL		SPECIALTY	
MAKE												
VEHICLE TYPE												
MODEL												
Year	Notes	Blade Color	Pos									
AMERICAN TRANSPORTATION												
TYPE C - CONVENTIONAL												
CS												
2002-1998		 Front	---	---	C-22-UB	A-22-M	T-22-UB	91-22	31-22	30-22	---	
VOLUNTEER												
1997-1992		 Front	---	---	C-18-UB ¹	---	---	91-18 ¹	31-18 ¹	30-18 ¹	---	
TYPE D - TRANSIT STYLE												
FE												
2002-1998		 Front	---	57-14	---	---	---	---	---	59-24	---	
GENESIS												
1998-1992		 Front	---	57-14	---	---	---	---	---	59-24	---	
RE												
2002-1998		 Front	---	---	C-24-UB	A-24-M	---	91-24	31-24	30-24	---	
1997-1995		 Front	---	50-28	---	---	---	---	---	---	---	
BLUE BIRD												
TYPE C - CONVENTIONAL												
CONVENTIONAL												
2003-1973		 Front	---	57-09	---	---	---	---	---	59-18	57-28	
		 Front	---	52-18	---	---	---	---	---	---	51-18	
1972-1956		 Front	---	57-08	---	---	---	---	---	59-16	57-26	
		 Front	---	52-16	---	---	---	---	---	---	51-16	
1955-1950		 Front	---	---	---	---	---	---	---	---	20-10	
VISION												
2014-2008		 Front	---	---	C-18-UB	A-18-M	T-18-UB	91-18	31-18	30-18	---	
2007-2004	w/ Curved Windshield	 Front	---	57-09	---	---	---	---	---	59-18	---	
		 Front	---	52-18	---	---	---	---	---	---	---	
	w/ Flat Windshield	 Front	---	57-09	---	---	---	---	---	59-18	57-28	
		 Front	---	52-18	---	---	---	---	---	---	51-18	
TYPE D - TRANSIT STYLE												
ALL AMERICAN												
2014	A3	 Front	---	50-22	---	---	---	---	---	---	---	
	T3	 Front	---	50-24	---	---	---	---	---	---	---	
2013-2010	A3	 Front	---	50-22	---	---	---	---	---	---	---	
	D3	 Front	---	50-24	---	---	---	---	---	---	---	
2009-2006		 Front	---	50-22	---	---	---	---	---	---	---	
2003-1962	w/ Curved Windshield	 Front	---	57-10	---	---	---	---	---	59-18	---	
		 Front	---	52-20	---	---	---	---	---	---	---	
	w/ Flat Windshield	 Front	---	57-09	---	---	---	---	---	59-18	---	
		 Front	---	52-18	---	---	---	---	---	---	---	
1961-1956		 Front	---	57-09	---	---	---	---	---	59-18	---	
		 Front	---	52-18	---	---	---	---	---	---	---	
TC/1000												
2001-1997	w/ Curved Windshield	 Front	---	50-24	---	---	---	---	---	---	---	
	w/ Flat Windshield	 Front	---	50-22	---	---	---	---	---	---	---	
TC/2000												
2003-1993	w/ Curved Windshield	 Front	---	50-24	---	---	---	---	---	---	---	
	w/ Flat Windshield	 Front	---	50-22	---	---	---	---	---	---	---	
1992-1991		 Front	---	57-10	---	---	---	---	---	59-18	---	
		 Front	---	52-20	---	---	---	---	---	---	---	

¹To replace OE-style blade, use included 7mm Bayonet connector



			HEAVY DUTY		BEAM		HYBRID	CONVENTIONAL		SPECIALTY	
MAKE											
VEHICLE TYPE											
MODEL											
Year	Notes	Blade Color	Pos								
BLUE BIRD (cont.)											
TYPE D - TRANSIT STYLE (cont.)											
TC/2000 (cont.)											
1990-1987		 Front	---	57-09	---	---	---	---	---	59-18	---
		 Front	---	52-18	---	---	---	---	---	---	---
CARPENTER											
TYPE B - INTEGRATED CONVENTIONAL											
CADET											
1979-1977 w/ Pantograph Arm		 Front	---	57-10	---	---	---	---	---	59-18	---
		 Front	---	52-20	---	---	---	---	---	---	---
TYPE C - CONVENTIONAL											
CLASSIC											
2001-1996		 Front	---	---	C-18-UB	A-18-M	T-18-UB	91-18	31-18	30-18	---
1992-1987		 Front	---	57-08	---	---	---	---	---	59-16	---
		 Front	---	52-16	---	---	---	---	---	---	---
1986-1965		 Front	---	---	C-16-UB ¹	---	---	91-16 ¹	31-16 ¹	30-16 ¹	---
1964-1963		 Front	---	57-10	---	---	---	---	---	59-18	---
		 Front	---	52-20	---	---	---	---	---	---	---
1962-1961 w/ Double Arm		 Front	---	57-10	---	---	---	---	---	59-18	---
		 Front	---	52-20	---	---	---	---	---	---	---
w/ Single Arm		 Front	---	52-15	---	---	---	---	---	59-15	57-25
		 Front	---	---	---	---	---	---	---	---	51-15
1960-1955		 Front	---	57-10	---	---	---	---	---	59-18	---
		 Front	---	52-20	---	---	---	---	---	---	---
TYPE D - TRANSIT STYLE											
CROWN FE											
2001-1996		 Front	---	50-24	---	---	---	---	---	---	---
CHEVROLET											
TYPE A - CUTAWAY VAN											
EXPRESS SERIES BUS											
2014-1996		 Front	---	---	C-22-UB	A-22-M	T-22-UB	91-22	31-22	30-22	---
G-SERIES BUS											
1995-1993		 Front	---	---	C-18-UB	A-18-M	---	91-18	31-18	30-18	---
1992-1983		 Front	---	---	C-16-UB	A-16-M	---	91-16	31-16	30-16	---
1982-1965		 Front	---	---	C-16-UB ¹	---	---	91-16 ¹	31-16 ¹	30-16 ¹	---
CROWN COACH											
TYPE D - TRANSIT STYLE											
SUPERCOACH											
1981-1960		 Front	---	57-10	---	---	---	---	---	59-18	---
		 Front	---	52-20	---	---	---	---	---	---	---
1959-1955		 Front	---	57-09	---	---	---	---	---	59-18	57-28
		 Front	---	52-18	---	---	---	---	---	---	51-18

¹To replace OE-style blade, use included 7mm Bayonet connector










				HEAVY DUTY		BEAM		HYBRID	CONVENTIONAL		SPECIALTY	
MAKE				TEN-EDGE	CLEAR-FLEX	CONTOUR	PROFILE.	TRANSFORM	ALTRA VANTAGE	ANCO	WINTER BLADE	REAR BLADE SPECIALTY
VEHICLE TYPE												
MODEL												
Year	Notes	Blade Color	Pos									
DODGE (cont.)												
TYPE A - CUTAWAY VAN												
B-SERIES BUS												
1984-1971		Front				C-16-UB	A-16-M		91-16	31-16	30-16	
FORD												
TYPE A - CUTAWAY VAN												
E-SERIES BUS												
2014-1998		Front				C-20-UB	A-20-M	T-20-UB	91-20	31-20	30-20	
1997-1994		Front				C-22-UB	A-22-M	T-22-UB	91-22	31-22	30-22	
1993-1992		Front				C-22-UB	A-22-M		91-22	31-22	30-22	
1991-1981		Front				C-18-UB	A-18-M		91-18	31-18	30-18	
1980-1975		Front				C-19-UB	A-20-M		91-20	31-20	30-20	
1974-1968		Front				C-18-UB ¹			91-18 ¹	31-18 ¹	30-18 ¹	
1967-1961		Front				C-16-UB ¹			91-16 ¹	31-16 ¹	30-16 ¹	
FORTIBUS												
TYPE B - INTEGRATED CONVENTIONAL												
SCHOOL BUS												
1976		Front			57-10						59-18	
		Front			52-20							
GILLIG BROTHERS												
TYPE D - TRANSIT STYLE												
TRANSIT COACH												
1982-1961		Front			57-09						59-18	
		Front			52-18							
GMC												
TYPE A - CUTAWAY VAN												
G-SERIES BUS												
1995-1993		Front				C-18-UB	A-18-M		91-18	31-18	30-18	
1992-1985		Front				C-16-UB	A-16-M		91-16	31-16	30-16	
1984-1965		Front				C-16-UB ¹			91-16 ¹	31-16 ¹	30-16 ¹	
SAVANA SERIES BUS												
2014-1996		Front				C-22-UB	A-22-M	T-22-UB	91-22	31-22	30-22	
IC BUS												
TYPE B - INTEGRATED CONVENTIONAL												
BE-SERIES												
2012-2009		Front				C-24-UB ²	A-24-M	T-24-UB	91-24 ²	31-24 ²	30-24 ²	
2007-2006		Front				C-24-UB ²	A-24-M	T-24-UB	91-24 ²	31-24 ²	30-24 ²	
TYPE C - CONVENTIONAL												
CE-SERIES												
2014-2005		Front				C-24-UB ²	A-24-M	T-24-UB	91-24 ²	31-24 ²	30-24 ²	
2004-2002		Front				C-22-UB	A-22-M	T-22-UB	91-22	31-22	30-22	

¹To replace OE-style blade, use included 7mm Bayonet connector; ²To install blade, use included 9x4mm Shim







				HEAVY DUTY		BEAM		HYBRID	CONVENTIONAL		SPECIALTY	
MAKE				TEN-EDGE	CLEAR-FLEX	CONTOUR	PROFILE.	TRANSFORM	Asadantage	ANCO	WINTER BLADE	REAR BLADE SPECIALTY
VEHICLE TYPE												
MODEL												
Year	Notes	Blade Color	Pos									
IC BUS (cont.)												
TYPE D - TRANSIT STYLE												
FE-SERIES												
2007-2002		■	Front	---	---	C-24-UB	A-24-M	---	91-24	31-24	30-24	---
RE-SERIES												
2008-2002		■	Front	---	---	C-24-UB	A-24-M	---	91-24	31-24	30-24	---
PLYMOUTH												
TYPE A - CUTAWAY VAN												
VOYAGER (PB-SERIES)												
1983-1974		■	Front	---	---	C-16-UB ¹	---	---	91-16 ¹	31-16 ¹	30-16 ¹	---
SUPERIOR COACH												
TYPE B - INTEGRATED CONVENTIONAL												
PACEMAKER												
1978-1976		■	Front	---	57-10	---	---	---	---	---	59-18	57-30
		□	Front	---	52-20	---	---	---	---	---	---	51-20
TYPE C - CONVENTIONAL												
PIONEER												
1982-1968		■	Front	---	57-09	---	---	---	---	---	59-18	57-28
		□	Front	---	52-18	---	---	---	---	---	---	51-18
1967-1960		■	Front	---	57-09	---	---	---	---	---	59-18	---
		□	Front	---	52-18	---	---	---	---	---	---	---
1959-1955		■	Front	---	57-04	---	---	---	---	---	59-13	---
		□	Front	---	52-14	---	---	---	---	---	---	---
TYPE D - TRANSIT STYLE												
SUPERCRAISER												
1973		■	Front	---	57-10	---	---	---	---	---	59-18	---
		□	Front	---	52-20	---	---	---	---	---	---	---
THOMAS BUILT												
TYPE B - INTEGRATED CONVENTIONAL												
MIGHTY MITE												
1981-1980		■	Front	---	57-10	---	---	---	---	---	59-18	57-30
		□	Front	---	52-20	---	---	---	---	---	---	51-20
TYPE C - CONVENTIONAL												
SAF-T-LINER (CONVENTIONAL)												
2005-1972		■	Front	---	57-09	---	---	---	---	---	59-18	57-28
		□	Front	---	52-18	---	---	---	---	---	---	51-18
1971-1968		■	Front	---	52-15	---	---	---	---	---	59-15	57-25
		□	Front	---	---	---	---	---	---	---	---	51-15
1967-1960		■	Front	---	57-04	---	---	---	---	---	59-13	57-24
		□	Front	---	52-14	---	---	---	---	---	---	51-14
1959-1956		■	Front	---	57-06	---	---	---	---	---	---	---
		□	Front	---	52-12	---	---	---	---	---	---	---
1955-1951		□	Front	---	---	---	---	---	---	---	---	20-10
SAF-T-LINER C2												
2014-2005		■	Driver	---	---	C-28-UB	A-28-M	T-28-UB	91-28	31-28	---	---
		■	Pass	---	---	C-24-UB ²	A-24-M	T-24-UB	91-24 ²	31-24 ²	30-24 ²	---

¹To replace OE-style blade, use included 7mm Bayonet connector; ²To install blade, use included 9x4mm Shim

				HEAVY DUTY		BEAM		HYBRID	CONVENTIONAL		SPECIALTY	
MAKE												
VEHICLE TYPE												
MODEL												
Year	Notes	Blade Color	Pos									
THOMAS BUILT (cont.)												
TYPE D - TRANSIT STYLE												
SAF-T-LINER (TRANSIT)												
2014-2012		Front	---	---	50-28	---	---	---	---	---	---	---
2010-1992		Front	---	---	50-28	---	---	---	---	---	---	---
1983		Front	---	---	57-09	---	---	---	---	---	59-18	---
		Front	---	---	52-18	---	---	---	---	---	---	---
1980-1974		Front	---	---	57-10	---	---	---	---	---	59-18	57-30
		Front	---	---	52-20	---	---	---	---	---	---	51-20
WARD BODY WORKS												
TYPE B - INTEGRATED CONVENTIONAL												
COACHETTE												
1980-1979		Front	---	---	57-10	---	---	---	---	---	59-18	57-30
		Front	---	---	52-20	---	---	---	---	---	---	51-20
TYPE C - CONVENTIONAL												
CONVENTIONAL												
1979-1971		Front	---	---	57-08	---	---	---	---	---	59-16	57-26
		Front	---	---	52-16	---	---	---	---	---	---	51-16
1962-1960		Front	---	---	---	---	---	---	---	31-12	30-11	---
		Front	---	---	---	---	---	---	---	---	---	20-12 ⁷
1959		Front	---	---	57-08	---	---	---	---	---	59-16	57-26
		Front	---	---	52-16	---	---	---	---	---	---	51-16
1958-1952		Front	---	---	---	---	---	---	91-11	31-11	30-11	---
1951		Front	---	---	---	---	---	---	---	---	---	20-10
PATRIOT												
1991-1980		Front	---	---	57-10	---	---	---	---	---	59-18	57-30
		Front	---	---	52-20	---	---	---	---	---	---	51-20
VOLUNTEER												
1992-1982		Front	---	---	C-18-UB ¹	---	---	---	91-18 ¹	31-18 ¹	30-18 ¹	---
1981-1980		Front	---	---	57-08	---	---	---	---	---	59-16	57-26
		Front	---	---	52-16	---	---	---	---	---	---	51-16
TYPE D - TRANSIT STYLE												
SENATOR												
1992-1990		Front	---	---	57-14	---	---	---	---	---	59-24	---
TRANSIT												
1967		Front	---	---	57-09	---	---	---	---	---	59-18	---
		Front	---	---	52-18	---	---	---	---	---	---	---
WAYNE												
TYPE C - CONVENTIONAL												
CONVENTIONAL												
1972-1969		Front	---	---	57-08	---	---	---	---	---	59-16	57-26
		Front	---	---	52-16	---	---	---	---	---	---	51-16
1968-1967		Front	---	---	57-04	---	---	---	---	---	59-13	57-24
		Front	---	---	52-14	---	---	---	---	---	---	51-14
1966-1956		Front	---	---	57-09	---	---	---	---	---	59-18	57-28
		Front	---	---	52-18	---	---	---	---	---	---	51-18
1955-1951		Front	---	---	---	---	---	---	---	31-12	30-11	---
		Front	---	---	---	---	---	---	---	---	---	20-12 ⁷

































¹To replace OE-style blade, use included 7mm Bayonet connector; ⁷To replace OEM blade use included 5mm Bayonet to Dead Locker Rectifier (part number 47-63)



































				HEAVY DUTY		BEAM		HYBRID	CONVENTIONAL		SPECIALTY	
MAKE				TEN-EDGE	CLEAR-FLEX	CONTOUR	PROFILE	TRANSFORM	AeroVantage	ANCO	WINTER BLADE	REAR BLADE SPECIALTY
VEHICLE TYPE												
MODEL												
Year	Notes	Blade Color	Pos									
WAYNE (cont.)												
TYPE C - CONVENTIONAL (cont.)												
LIFEGUARD												
1990-1980			Front	---	57-09	---	---	---	---	---	59-18	57-28
			Front	---	52-18	---	---	---	---	---	---	51-18
1979-1973			Front	---	57-08	---	---	---	---	---	59-16	57-26
			Front	---	52-16	---	---	---	---	---	---	51-16

			HEAVY DUTY		BEAM		HYBRID	CONVENTIONAL		SPECIALTY	
MAKE			TEN-EDGE	CLEAR-FLEX	CONTOUR	PROFILE	TRANSFORM	AeroVantage	ANCO	WINTER BLADE	REAR BLADE SPECIALTY
VEHICLE TYPE											
MODEL											
Year	Notes	Blade Color	Pos								
ABC COMPANIES											
3035RE											
2012-2007		■	Front	---	50-28	---	---	---	---	---	---
M1235											
2014-2007		■	Driver	---	---	C-28-UB	A-28-M	T-28-UB	91-28	31-28	---
		■	Pass	---	---	C-24-UB ²	A-24-M	T-24-UB	91-24 ²	31-24 ²	30-24 ²
AM GENERAL											
ALL MODELS											
1979-1974		■	Front	---	57-09	---	---	---	---	59-18	---
		□	Front	---	52-18	---	---	---	---	---	---
BLUE BIRD											
CITY BIRD											
1986-1976		■	Front	---	57-09	---	---	---	---	59-18	---
		□	Front	---	52-18	---	---	---	---	---	---
CS											
2002-1995		■	Front	---	50-24	---	---	---	---	---	---
EXPRESS											
2006-2005		■	Front	---	50-28	---	---	---	---	---	---
Q-BUS											
1999-1993		■	Front	---	50-24	---	---	---	---	---	---
ULTRA LF											
2006-2005		■	Front	---	50-32	---	---	---	---	---	---
2004-2003		■	Front	---	50-28	---	---	---	---	---	---
XCEL 102											
2006-2003		■	Front	---	50-26	---	---	---	---	---	---
BREDA - RAIL NO-PRINT											
LRV											
1981-1980		■	Front	---	52-27	---	---	---	---	59-24	---
	Cleveland GCTRA	□	Front	---	52-26	---	---	---	---	---	---
CARPENTER											
CROWN											
1999-1996		■	Front	---	50-24	---	---	---	---	---	---
CHAMPION											
CONTENDER											
1999-1997		■	Front	---	50-28	---	---	---	---	---	---
CTS											
2008-1993		■	Front	---	50-24	---	---	---	---	---	---
SOLO											
1997		■	Front	---	50-28	---	---	---	---	---	---
TROLLEY											
2003		■	Front	---	50-24	---	---	---	---	---	---
CHANCE COACH											
AMERICAN HERITAGE STREETCAR (AH-XX)											
2003-1993		■	Front	---	57-10	---	---	---	---	59-18	---
		□	Front	---	52-20	---	---	---	---	---	---

²To install blade, use included 9x4mm Shim

			HEAVY DUTY		BEAM		HYBRID	CONVENTIONAL		SPECIALTY	
MAKE											
VEHICLE TYPE											
MODEL											
Year	Notes	Blade Color	Pos								
CHANCE COACH (cont.)											
CHG-28											
1993-1983		 Front	---	57-10	---	---	---	---	---	59-18	---
		 Front	---	52-20	---	---	---	---	---	---	---
OPUS											
2003-2001		 Front	---	50-32	---	---	---	---	---	---	---
VS-24											
1993-1983		 Front	---	57-10	---	---	---	---	---	59-18	---
		 Front	---	52-20	---	---	---	---	---	---	---
COLLINS											
3000 SERIES CITITRAN											
1994-1993		 Front	---	50-24	---	---	---	---	---	---	---
CROWN COACH											
TRANSIT BUS											
1981-1969		 Front	---	57-10	---	---	---	---	---	59-18	---
		 Front	---	52-20	---	---	---	---	---	---	---
DINA											
VIAGGIO 1000											
1997		 Front	---	50-28	---	---	---	---	---	---	---
ELDORADO NATIONAL											
AXESS											
2006-2003		 Front	---	50-32	---	---	---	---	---	---	---
E-Z RIDER											
2008		 Front	---	50-32	---	---	---	---	---	---	---
2007-2006		 Front	---	50-28	---	---	---	---	---	---	---
2003-1997		 Front	---	50-24	---	---	---	---	---	---	---
MST											
2003-1993		 Front	---	50-24	---	---	---	---	---	---	---
TRANSMARK RE											
2003-1997		 Front	---	50-24	---	---	---	---	---	---	---
XHF											
2006-2003		 Front	---	50-32	---	---	---	---	---	---	---
ELETRIC TRANSIT (ETI)											
ALL MODELS											
1997		 Driver	---	50-24	---	---	---	---	---	---	---
		 Pass	---	50-26	---	---	---	---	---	---	---
ELF											
200-SERIES											
1994-1993		 Front	---	57-12	---	---	---	---	---	59-22	---
FLXIBLE BUS											
870 COACH											
1996-1978		 Front	---	52-27	---	---	---	---	---	59-24	---
		 Front	---	52-26	---	---	---	---	---	---	---
GMC NEW LOOK (96" & 102" CHASSIS)											
1975-1964		 Front	---	57-10	---	---	---	---	---	59-18	---
		 Front	---	52-20	---	---	---	---	---	---	---





























				HEAVY DUTY		BEAM		HYBRID	CONVENTIONAL		SPECIALTY	
MAKE												
VEHICLE TYPE												
MODEL												
Year	Notes	Blade Color	Pos									
GILLIG (cont.)												
LOW FLOOR												
2005-2003			Front	---	50-32	---	---	---	---	---	---	---
2002-1997			Front	---	57-12	---	---	---	---	---	59-22	---
NEOPLAN (GERMAN)												
1979-1977			Front	---	52-27	---	---	---	---	---	59-24	---
			Front	---	52-26	---	---	---	---	---	---	---
PHANTOM												
2003			Front	---	50-24	---	---	---	---	---	---	---
2002-1997			Front	---	57-12	---	---	---	---	---	59-22	---
GLAVAL BUS												
EASY ON												
2006			Front	---	50-26	---	---	---	---	---	---	---
2005			Front	---	50-28	---	---	---	---	---	---	---
GMC												
NEW LOOK (96" & 102" CHASSIS)												
1977-1959			Front	---	57-09	---	---	---	---	---	59-18	---
			Front	---	52-18	---	---	---	---	---	---	---
PARLOR (96" CHASSIS)												
ALL			Front	---	57-10 ⁹	---	---	---	---	---	59-18 ⁹	---
			Front	---	52-20 ⁹	---	---	---	---	---	---	---
RTS												
1987-1977			Front	---	52-27	---	---	---	---	---	59-24	---
			Front	---	52-26	---	---	---	---	---	---	---
GOSHEN COACH												
SENTINAL												
2001-1997			Front	---	50-24	---	---	---	---	---	---	---
SENTRY												
1994-1993			Front	---	52-27	---	---	---	---	---	59-24	---
			Front	---	52-26	---	---	---	---	---	---	---
GRUMMAN FLXIBLE												
870 COACH												
1983-1978			Front	---	52-27	---	---	---	---	---	59-24	---
			Front	---	52-26	---	---	---	---	---	---	---
IC BUS												
HC												
2008-2007			Front	---	---	C-22-UB	A-22-M	T-22-UB	91-22	31-22	30-22	---
LC												
2008-2007			Front	---	---	C-22-UB	A-22-M	T-22-UB	91-22	31-22	30-22	---
IKARUS												
406												
1999-1993			Front	---	52-27	---	---	---	---	---	59-24	---
			Front	---	52-26	---	---	---	---	---	---	---

⁹To replace OEM-style blade, use Link & Standard Saddle Assembly (part number 47-23) - Not Included



				HEAVY DUTY		BEAM		HYBRID	CONVENTIONAL		SPECIALTY	
MAKE				TEN-EDGE	CLEAR-FLEX	CONTOUR	PROFILE.	TRANSFORM	ADVANTAGE	ANCO	WINTER BLADE	REAR BLADE SPECIALTY
VEHICLE TYPE												
MODEL												
Year	Notes	Blade Color	Pos									
MCI (cont.)												
A SERIES COACH												
1991-1985		Front	---	57-09 ⁹	---	---	---	---	---	59-18 ⁹	---	
		Front	---	52-18 ⁹	---	---	---	---	---	---	---	
B SERIES COACH												
1994-1991		Front	---	57-09 ⁹	---	---	---	---	---	59-18 ⁹	---	
		Front	---	52-18 ⁹	---	---	---	---	---	---	---	
D SERIES COACH												
2008-2003		Front	---	50-28	---	---	---	---	---	---	---	
2001-1994		Front	---	52-27	---	---	---	---	---	59-24	---	
		Front	---	52-26	---	---	---	---	---	---	---	
J SERIES COACH												
2008-2003		Front	---	50-28	---	---	---	---	---	---	---	
MC-5												
1980-1978		Front	---	57-10 ⁹	---	---	---	---	---	59-18 ⁹	---	
		Front	---	52-20 ⁹	---	---	---	---	---	---	---	
1977	5C	Front	---	57-10 ⁹	---	---	---	---	---	59-18 ⁹	---	
		Front	---	52-20 ⁹	---	---	---	---	---	---	---	
	Except 5C	Front	---	57-09 ⁹	---	---	---	---	---	59-18 ⁹	---	
		Front	---	52-18 ⁹	---	---	---	---	---	---	---	
1976-1964		Front	---	57-09 ⁹	---	---	---	---	---	59-18 ⁹	---	
		Front	---	52-18 ⁹	---	---	---	---	---	---	---	
MC-6												
1970-1969		Front	---	57-10 ⁹	---	---	---	---	---	59-18 ⁹	---	
		Front	---	52-20 ⁹	---	---	---	---	---	---	---	
MC-7												
1973-1968		Front	---	57-10 ⁹	---	---	---	---	---	59-18 ⁹	---	
		Front	---	52-20 ⁹	---	---	---	---	---	---	---	
MC-8												
1978-1973		Front	---	57-10 ⁹	---	---	---	---	---	59-18 ⁹	---	
		Front	---	52-20 ⁹	---	---	---	---	---	---	---	
MC-9												
1990-1989		Front	---	57-10 ⁹	---	---	---	---	---	59-18 ⁹	---	
		Front	---	52-20 ⁹	---	---	---	---	---	---	---	
1987-1978		Front	---	57-10 ⁹	---	---	---	---	---	59-18 ⁹	---	
		Front	---	52-20 ⁹	---	---	---	---	---	---	---	
MILLENNIUM TRANSIT SERVICES												
RTS												
2009-2006		Front	---	52-27	---	---	---	---	---	59-24	---	
		Front	---	52-26	---	---	---	---	---	---	---	
NABI												
ALL MODELS												
2005-2000		Front	---	50-32	---	---	---	---	---	---	---	

⁹To replace OEM-style blade, use Link & Standard Saddle Assembly (part number 47-23) - Not Included

				HEAVY DUTY		BEAM		HYBRID	CONVENTIONAL		SPECIALTY	
MAKE				TEN-EDGE	CLEAR-FLEX	CONTOUR	PROFILE	TRANSFORM	ALTRA VANTAGE	ANCO	WINTER BLADE	REAR BLADE SPECIALTY
VEHICLE TYPE												
MODEL												
Year	Notes	Blade Color	Pos									
NEOPLAN USA (cont.)												
ARTICULATED												
2005-1993			Front	---	52-27	---	---	---	---	---	59-24	---
			Front	---	52-26	---	---	---	---	---	---	---
CITYLINER												
1994-1988			Front	---	52-27	---	---	---	---	---	59-24	---
			Front	---	52-26	---	---	---	---	---	---	---
METROLINER												
2003-1993			Front	---	52-27	---	---	---	---	---	59-24	---
			Front	---	52-26	---	---	---	---	---	---	---
SKYLINER												
1997-1993			Front	---	52-27	---	---	---	---	---	59-24	---
			Front	---	52-26	---	---	---	---	---	---	---
SPACELINER												
1994-1993			Front	---	52-27	---	---	---	---	---	59-24	---
			Front	---	52-26	---	---	---	---	---	---	---
TRANSLINER												
2005-1993			Front	---	52-27	---	---	---	---	---	59-24	---
			Front	---	52-26	---	---	---	---	---	---	---
NEW FLYER												
30LF (X30LF)												
2003-1996			Front	---	52-27	---	---	---	---	---	59-24	---
			Front	---	52-26	---	---	---	---	---	---	---
35 (X35)												
1996-1988			Front	---	52-27	---	---	---	---	---	59-24	---
			Front	---	52-26	---	---	---	---	---	---	---
35LF (X35LF)												
2003-1996			Front	---	52-27	---	---	---	---	---	59-24	---
			Front	---	52-26	---	---	---	---	---	---	---
40I INVERO (X40I)												
2007-2001			Front	---	50-32	---	---	---	---	---	---	---
40LF (X40LF)												
2009-2008			Front	---	50-32	---	---	---	---	---	---	---
2007-1989			Front	---	52-27	---	---	---	---	---	59-24	---
			Front	---	52-26	---	---	---	---	---	---	---
60LF (X60LF)												
2003-1993			Front	---	52-27	---	---	---	---	---	59-24	---
			Front	---	52-26	---	---	---	---	---	---	---
XCELSIOR												
2011-2008			Front	---	50-32	---	---	---	---	---	---	---
NOVA BUS												
LFS												
2007-2003			Front	---	50-32	---	---	---	---	---	---	---
RTS												
2004-1995			Front	---	52-27	---	---	---	---	---	59-24	---
			Front	---	52-26	---	---	---	---	---	---	---



				HEAVY DUTY		BEAM		HYBRID	CONVENTIONAL		SPECIALTY	
MAKE				<div>TEN-EDGE</div>	<div>CLEAR-FLEX</div>	<div>CONTOUR</div>	<div>PROFILE</div>	<div>TRANSFORM</div>	<div>AeroVantage</div>	<div>ANCO</div>	<div>WINTER BLADE</div>	<div>REAR BLADE SPECIALTY</div>
VEHICLE TYPE												
MODEL												
Year	Notes	Blade Color	Pos									
OPTIMA BUS (cont.)												
OPUS												
2007-2003		<div></div>	Front	---	50-32	---	---	---	---	---	---	---
ORION												
ALL MODELS												
2009-1993		<div></div>	Front	---	52-27	---	---	---	---	---	59-24	---
		<div></div>	Front	---	52-26	---	---	---	---	---	---	---
1992-1977		<div></div>	Front	---	57-10	---	---	---	---	---	59-18	---
		<div></div>	Front	---	52-20	---	---	---	---	---	---	---
PREVOST												
H3												
2014-2003		<div></div>	Front	---	57-12	---	---	---	---	---	59-22	---
LEMIRAGE II												
2003-2002		<div></div>	Front	---	50-28	---	---	---	---	---	---	---
X3												
2014-2007		<div></div>	Front	---	50-26	---	---	---	---	---	---	---
THOMAS BUILT												
SLF												
2004-2001		<div></div>	Front	---	50-28	---	---	---	---	---	---	---
TL960												
2001-1997		<div></div>	Front	---	50-28	---	---	---	---	---	---	---
TMC												
RTS												
1999-1987		<div></div>	Front	---	52-27	---	---	---	---	---	59-24	---
		<div></div>	Front	---	52-26	---	---	---	---	---	---	---

General Motors

Part Number: 61-02

Self-aligning cam.



General Motors

Part Number: 61-05



General Motors

Part Number: 61-06



General Motors

Part Number: 61-08

Has 1/4" I.D. discharge nozzle for late models.



General Motors

Part Number: 61-12



General Motors

Part Number: 61-13



General Motors

Part Number: 61-15



General Motors

Part Number: 61-16

Intermittent wiper delay, pulse washer functions, and park function may be achieved by transferring the circuit board and relay from the old pump.



General Motors

Part Number: 61-18



General Motors

Part Number: 61-19

Performs O.E. intermittent wiper delay and pulse washer functions. Park function is also maintained.



General Motors
Part Number: 61-20

Ford
Part Number: 62-01

Chrysler
Part Number: 63-01

Ground wire with spade connector included.


AMC/Chrysler
Part Number: 64-01

Chrysler
Part Number: 64-02

Universal Washer Pump
Part Number: 65-01

This 12 volt washer pump may be used on any domestic or import car or truck. Comes complete with wiring, electrical connectors, tubing, and instructions.


Universal Electric Washer
Part Number: 66-01

A complete 12 volt washer and reservoir assembly. Included with this system are switch, wiring harness, T-connectors, tubing, nozzles, and instructions. For replacement, use 62-01.


Chrysler
Part Number: 67-06

Chrysler/Jeep
Part Number: 67-07

Domestic/Import
Part Number: 67-08


General Motors

Part Number: 67-09



General Motors

Part Number: 67-10



Ford

Part Number: 67-11



Volkswagen

Part Number: 67-12



Volkswagen

Part Number: 67-13



Domestic/Import

Part Number: 67-14



Mercedes-Benz/Volkswagen

Part Number: 67-15



Mercury/Nissan/Isuzu

Part Number: 67-16



Nissan

Part Number: 67-17



Domestic/Import

Part Number: 67-18



Import
Part Number: 67-19

Import
Part Number: 67-20

Nissan
Part Number: 67-21

Acura/Honda
Part Number: 67-22

Chrysler/Jeep
Part Number: 67-23

Ford
Part Number: 67-24

Jeep
Part Number: 67-25

Domestic/Import
Part Number: 67-26

Ford
Part Number: 67-27

Toyota
Part Number: 67-28


Ford

Part Number: 67-29



Import

Part Number: 67-30



General Motors

Part Number: 67-31



Chrysler

Part Number: 67-32



Chrysler

Part Number: 67-33



Import

Part Number: 67-34



Chrysler

Part Number: 67-35



Chrysler

Part Number: 67-36



General Motors

Part Number: 67-37



Ford

Part Number: 67-38



Ford

Part Number: 67-39


Import

Part Number: 67-40


General Motors

Part Number: 67-41


General Motors

Part Number: 67-42


Hyundai/Kia

Part Number: 67-43


General Motors

Part Number: 67-44


Nissan/Infiniti

Part Number: 67-45


Chrysler

Part Number: 67-46


Chrysler

Part Number: 67-47


BMW

Part Number: 67-48



Chrysler

Part Number: 67-49



Hyundai/Kia

Part Number: 67-50



Chrysler

Part Number: 67-51



Nissan/Infiniti

Part Number: 67-52



General Motors

Part Number: 67-54



Volvo

Part Number: 67-55



General Motors, Hyundai/Kia

Part Number: 67-56



Jeep

Part Number: 67-57



Chrysler

Part Number: 67-59



General Motors

Part Number: 67-60



Auxiliary Parts
48-20'


Washer Level Switch

48-21'


Washer Pump Check Valve

Tubing
74-332


3/32" Tubing, 50' Length

74-764


7/64" Tubing, 50' Length

78-764


3/32" & 7/64" Tubing, 6' Length of each

Wet Arm Adapter / Washer Kits
48-03


Wet Arm Washer Kit - Saddle Mounted

48-04


Wet Arm Washer Kit - Extension Mounted

48-13


Wet Arm Adapter - 2 pack

48-16


Wet Arm Kit

MAKE	MODEL	Wiper Delay	Washer	Repair
Year	Notes	Pos	Pump	Kit
ACURA				
CL				
2003-2001		All	67-30	---
1999-1997		All	67-30	---
INTEGRA				
2001-1994		All	67-05	---
1993-1990		All	67-22	---
1989-1986		Front	67-05	---
		Rear	67-22	---
LEGEND				
1995-1991		All	67-05	---
1990-1986		All	67-22	---
MDX				
2006-2001		Front	67-30	---
		Rear	67-34	---
NSX				
2004-1991		All	67-05	---
RL				
2008-2006		All	67-22	---
2005-1996		All	67-05	---
RSX				
2006		Front	67-05	---
2005-2002		All	67-05	---
SLX				
1999-1996		All	67-05	---
TL				
2005-2004		All	67-34	---
2003-1999		All	67-30	---
1998-1997	2.5L	All	67-05	---
	3.2L	All	67-22	---
1996-1995		All	67-05	---
TSX				
2008-2004		All	67-22	---
VIGOR				
1994-1992		All	67-05	---
ZDX				
2013-2010		All	67-28	---
ALFA ROMEO				
164				
1995-1991		All	67-19	---
MILANO				
1989-1987		All	64-01	---
SPIDER				
1990		All	67-19	---
1989-1982		All	64-01	---
AMERICAN MOTORS / RAMBLER				
AMBASSADOR				
1974-1971		All	64-01	---

MAKE	MODEL	Wiper Delay	Washer	Repair
Year	Notes	Pos	Pump	Kit
AMERICAN MOTORS / RAMBLER (cont.)				
AMX				
1980-1978		All	64-01	---
CONCORD				
1983-1978		All	64-01	---
EAGLE				
1988-1980		All	64-01	---
GREMLIN				
1978-1971		All	64-01	---
HORNET				
1977-1971		All	64-01	---
JAVELIN				
1974-1971		All	64-01	---
MATADOR				
1978-1971		All	64-01	---
PACER				
1980		All	63-01	---
1979-1978	L6	All	64-01	---
	V8	All	63-01	---
1977-1975		All	64-01	---
SPIRIT				
1983-1979		All	64-01	---
AUDI				
100 (QUATTRO)				
1994-1992		Rear	67-19	---
1991-1989		All	67-19	---
200 (QUATTRO)				
1991-1989		All	67-19	---
4000 (QUATTRO)				
1987-1980		All	67-19	---
5000 (QUATTRO)				
1988-1978		All	67-19	---
80 (QUATTRO)				
1992-1988		All	67-19	---
90 (QUATTRO)				
1995-1993		All	67-19	---
1991-1988		All	67-19	---
A4 (QUATTRO)				
2012-2005	Sedan	All	67-15	---
	Wagon	All	67-32	---
2004-2003	Wagon	All	67-32	---
2002-1999	Sedan	All	67-15	---
	Wagon	All	67-32	---
1998	Wagon	All	67-32	---
A5 (QUATTRO)				
2012-2008		All	67-15	---
A6 (QUATTRO)				
2012	Sedan	All	67-15	---
2011-2006	Sedan	All	67-15	---
	Wagon	All	67-32	---
2004-1998	Sedan	All	67-15	---

MAKE	MODEL	Wiper Delay	Washer	Repair
Year	Notes	<input type="checkbox"/> Pos	Pump	Kit
AUDI (cont.)				
A6 (QUATTRO) (cont.)				
2004-1998	Wagon	All	67-32	---
1997-1995		Rear	67-15	---
A8 (QUATTRO)				
2012-2004		All	67-15	---
1997		All	67-15	---
ALLROAD (QUATTRO)				
2005-2001		All	67-32	---
CABRIOLET				
1995		All	67-12	---
COUPE (QUATTRO)				
1991-1990		All	67-19	---
1987-1982		All	67-19	---
FOX				
1979-1973		All	67-19	---
Q7				
2011-2007		All	67-32	---
QUATTRO				
1986-1983		All	67-19	---
R8				
2012-2008		All	67-15	---
RS6				
2004-2003		All	67-15	---
S4				
2012-2010		All	67-15	---
2008-2005	Sedan	All	67-15	---
	Wagon	All	67-32	---
2004	Wagon	All	67-32	---
2002-2001	Sedan	All	67-15	---
	Wagon	All	67-32	---
2000	Sedan	All	67-15	---
S5				
2012-2008		All	67-15	---
S6				
2011-2007		All	67-15	---
TT (QUATTRO)				
2012-2008		All	67-15	---
2006-2000		All	67-15	---
V8 QUATTRO				
1994-1990		All	67-19	---
BMW				
1-SERIES				
2012-2008		All	67-48	---
318 SERIES				
1999-1991		All	67-20	---
1985-1984		All	67-19	---
320 SERIES				
1983-1977		All	67-19	---

MAKE	MODEL	Wiper Delay	Washer	Repair
Year	Notes	<input type="checkbox"/> Pos	Pump	Kit
BMW (cont.)				
323 SERIES				
2000-1999		All	67-15	---
325 SERIES				
2006	325Ci	All	67-15	---
	Except 325Ci	All	67-48	---
2005-2001		All	67-15	---
1995-1987		All	67-20	---
1986-1984		All	67-19	---
328 SERIES				
2012-2010		All	67-48	---
2009-2007		Front	67-48	---
2000		All	67-15	---
1999-1996		All	67-20	---
330 SERIES				
2006	330Ci	All	67-15	---
	Except 330Ci	All	67-48	---
2005-2001		All	67-15	---
335 SERIES				
2012-2007		All	67-48	---
524 SERIES				
1986-1985		All	67-19	---
525 SERIES				
2007-2005		All	67-48	---
2004-2001		All	67-15	---
1995-1989		All	67-20	---
528 SERIES				
2010-2008		All	67-48	---
2000		All	67-15	---
1999-1997		All	67-20	---
1988-1979		All	67-19	---
530 SERIES				
2007-2005		All	67-48	---
2004-2001		All	67-15	---
1995-1994		All	67-20	---
533 SERIES				
1984-1983		All	67-19	---
535 SERIES				
2010-2009		All	67-48	---
2008		Front	67-48	---
	535i	Rear	67-48	---
	535xi	Rear	67-15	---
1993-1989		All	67-20	---
1988-1985		All	67-19	---
540 SERIES				
2003-2000		All	67-15	---
1999-1997		All	67-20	---
1995-1994		All	67-20	---
545 SERIES				
2005-2004		All	67-48	---

MAKE	MODEL	Wiper Delay	Washer	Repair
Year	Notes	Pos	Pump	Kit
BMW (cont.)				
550 SERIES				
2010-2006		All	67-48	---
6-SERIES				
2010-2004		All	67-48	---
1989-1988		All	67-20	---
7-SERIES				
2008-2004		All	67-48	---
2003-2000		All	67-15	---
1999-1987		All	67-20	---
1986-1981		All	67-19	---
8-SERIES				
1997-1991		All	67-20	---
ALPINA B7				
2008-2007		All	67-48	---
L7				
1986		All	67-19	---
M3				
2012-2008		All	67-48	---
2006-2001		All	67-15	---
1999-1995		All	67-20	---
1991-1988		All	67-20	---
M5				
2010-2006		All	67-48	---
2003-2000		All	67-15	---
1993-1991		All	67-20	---
1988		All	67-19	---
M6 (GRAN COUPE)				
2010-2006		All	67-48	---
1988		All	67-20	---
X3				
2012-2011		Rear	67-15	---
2010-2004		All	67-15	---
X5				
2006-2000		All	67-15	---
Z3				
2002-1999		All	67-15	---
1998-1996		All	67-20	---
Z4				
2008-2003		All	67-15	---
Z8				
2003-2000		All	67-15	---
BUICK				
APOLLO				
1975		All	61-05	---
1974-1973		All	---	61-06
	w/o Concealed Wipers	All	61-02	---
CENTURION				
1973		All	---	61-06

MAKE	MODEL	Wiper Delay	Washer	Repair
Year	Notes	Pos	Pump	Kit
BUICK (cont.)				
CENTURY				
2005-1999		All	61-18	---
	One Way Check Valve		---	48-21
1998	1st Design	All	67-10 ¹	---
	2nd Design	All	61-18 ²	---
	One Way Check Valve		---	48-21
1997		All	61-18	---
	One Way Check Valve		---	48-21
1996-1994		Front	67-09	---
	Wagon	Rear	67-10	---
1993-1992		All	61-18	---
	One Way Check Valve		---	48-21
1991-1988		All	67-37	---
	One Way Check Valve		---	48-21
1987		Front	67-37	---
	Wagon	Rear	61-12	---
	One Way Check Valve		---	48-21
1986-1984		Front	61-13	---
	Wagon	Rear	61-12	---
1983-1980		N All	---	61-06
	Angled Nozzles	Y All	---	61-08
	Pump Only	Y All	61-16	---
	Straight Nozzles	Y All	---	61-06
	w/ Circuit Delay Board	Y All	61-19	---
1979-1975		N All	---	61-06
	Angled Nozzles	Y All	---	61-08
	Pump Only	Y All	61-16	---
	Straight Nozzles	Y All	---	61-06
1974-1973		All	---	61-06
	w/o Concealed Wipers	All	61-02	---
COMMERCIAL CHASSIS				
1996-1994		All	61-18	---
	One Way Check Valve		---	48-21
	Solvent Level Switch Kit		---	48-20
1993		All	61-18	---
	One Way Check Valve		---	48-21
1992-1991		All	67-37	---
	One Way Check Valve		---	48-21
ELECTRA				
1990		All	67-37	---
	One Way Check Valve		---	48-21
1989-1987	FWD	All	67-37	---
	RWD	N All	---	61-06
	RWD, Angled Nozzles	Y All	---	61-08
	RWD, Pump Only	Y All	61-16	---
	RWD	Y All	---	61-06 ³
	RWD	Y All	61-19 ⁴	---
	One Way Check Valve		---	48-21
1986-1985	FWD	All	61-12	---
	RWD	N All	---	61-06
	RWD, Angled Nozzles	Y All	---	61-08

¹Inlet at 90 Degree to Pump; ²Inlet Vertical with Pump; ³Straight Nozzles; ⁴w/ Circuit Delay Board

MAKE	MODEL	Wiper Delay	Washer	Repair
Year	Notes	Pos	Pump	Kit
BUICK (cont.)				
ELECTRA (cont.)				
1986-1985	RWD, Pump Only	Y All	61-16	---
	RWD	Y All	---	61-06 ³
	RWD	Y All	61-19 ⁴	---
1984-1982		N All	---	61-06
	Angled Nozzles	Y All	---	61-08
	Pump Only	Y All	61-16	---
	Straight Nozzles	Y All	---	61-06
	w/ Circuit Delay Board	Y All	61-19	---
1981	Angled Nozzles	All	---	61-08
	Pump Only	Y All	61-16	---
	Straight Nozzles	All	---	61-06
	w/ Circuit Delay Board	Y All	61-19	---
1980		Y All	---	61-08
		N All	---	61-06
	Pump Only	Y All	61-16	---
	w/ Circuit Delay Board	Y All	61-19	---
1979-1974		Y All	---	61-08
		N All	---	61-06
	Pump Only	Y All	61-16	---
1973-1968		All	---	61-06
1965-1963	One Speed Wiper Motor	All	61-02	---
ENCLAVE				
2012-2008		Front	61-18	---
		Rear	61-20	---
	One Way Check Valve		---	48-21
ESTATE WAGON				
1983		N All	---	61-06
	Pump Only	Y All	61-16	---
	w/ Circuit Delay Board	Y All	61-19	---
1982		N All	---	61-06
	Angled Nozzles	Y All	---	61-08
	Straight Nozzles	Y All	---	61-06
1981	Pump Only	Y All	61-16	---
	w/ Circuit Delay Board	Y All	61-19	---
1980-1979		Y All	---	61-08
		N All	---	61-06
	Pump Only	Y All	61-16	---
	w/ Circuit Delay Board	Y All	61-19	---
1978-1974		Y All	---	61-08
		N All	---	61-06
	Pump Only	Y All	61-16	---
1972-1970		All	---	61-06
GRAN SPORT (GS)				
1970-1968		All	---	61-06
LACROSSE				
2012-2010		All	67-15	---
2009-2006		All	67-60	---
	Solvent Level Switch Kit		---	48-20
2005		All	67-12	---

MAKE	MODEL	Wiper Delay	Washer	Repair
Year	Notes	Pos	Pump	Kit
BUICK (cont.)				
LESABRE				
2005-1993		All	61-18	---
	One Way Check Valve		---	48-21
1992-1991		All	67-37	---
	One Way Check Valve		---	48-21
1990-1987	FWD	All	67-37	---
	RWD	Y All	---	61-08
		N All	---	61-06
	RWD, Pump Only	Y All	61-16	---
	RWD	Y All	61-19 ⁴	---
	One Way Check Valve		---	48-21
1986	FWD	All	61-12	---
	RWD	N All	---	61-06
	RWD, Angled Nozzles	Y All	---	61-08
	RWD, Pump Only	Y All	61-16	---
	RWD	Y All	---	61-06 ³
	RWD	Y All	61-19 ⁴	---
1985-1982		N All	---	61-06
	Angled Nozzles	Y All	---	61-08
	Pump Only	Y All	61-16	---
	Straight Nozzles	Y All	---	61-06
	w/ Circuit Delay Board	Y All	61-19	---
1981	Angled Nozzles	All	---	61-08
	Pump Only	Y All	61-16	---
	Straight Nozzles	All	---	61-06
	w/ Circuit Delay Board	Y All	61-19	---
1980		Y All	---	61-08
		N All	---	61-06
	Pump Only	Y All	61-16	---
	w/ Circuit Delay Board	Y All	61-19	---
1979-1977		Y All	---	61-08
		N All	---	61-06
	Pump Only	Y All	61-16	---
1976		Y All	---	61-08
		N All	---	61-06
1975-1974		Y All	---	61-08
		N All	---	61-06
	Pump Only	Y All	61-16	---
1973-1968		All	---	61-06
1965-1963	One Speed Wiper Motor	All	61-02	---
LUCERNE				
2011-2006		All	67-60	---
	Solvent Level Switch Kit		---	48-20
PARK AVENUE				
2005-1997		All	67-10	---
1996-1993		Front	61-18	---
	One Way Check Valve		---	48-21
1992-1991		Front	67-37	---
	One Way Check Valve		---	48-21

³Straight Nozzles; ⁴w/ Circuit Delay Board

MAKE	MODEL	Wiper Delay		Washer	Repair
Year	Notes		Pos	Pump	Kit
BUICK (cont.)					
RAINIER					
2005-2004		Front		61-18	---
		Rear		61-20	---
	One Way Check Valve			---	48-21
REATA					
1991-1988		All		67-37	---
	One Way Check Valve			---	48-21
REGAL					
2012-2011		All		67-15	---
2004-1999		All		61-18	---
	One Way Check Valve			---	48-21
1998	1st Design	All		67-10 ¹	---
	2nd Design	All		61-18 ²	---
	One Way Check Valve			---	48-21
1997-1992		All		61-18	---
	One Way Check Valve			---	48-21
1991-1988		All		67-37	---
	One Way Check Valve			---	48-21
1987-1984		All		61-13	---
1983-1980		N	All	---	61-06
	Angled Nozzles	Y	All	---	61-08
	Pump Only	Y	All	61-16	---
	Straight Nozzles	Y	All	---	61-06
	w/ Circuit Delay Board	Y	All	61-19	---
1979-1975		N	All	---	61-06
	Angled Nozzles	Y	All	---	61-08
	Pump Only	Y	All	61-16	---
	Straight Nozzles	Y	All	---	61-06
1974-1973		All		---	61-06
	w/o Concealed Wipers	All		61-02	---
RENDEZVOUS					
2007-2002		Front		61-18	---
		Rear		61-20	---
	One Way Check Valve			---	48-21
RIVIERA					
1999-1995		All		61-18	---
	One Way Check Valve			---	48-21
1993		All		61-18	---
	One Way Check Valve			---	48-21
1992-1988		All		67-37	---
	One Way Check Valve			---	48-21
1987-1986		All		61-13	---
1985-1982	Angled Nozzles	All		---	61-08
	Pump Only	All		61-16	---
	Straight Nozzles	All		---	61-06
	w/ Circuit Delay Board	All		61-19	---
1981	Angled Nozzles	All		---	61-08
	Pump Only	Y	All	61-16	---
	Straight Nozzles	All		---	61-06
	w/ Circuit Delay Board	Y	All	61-19	---

MAKE	MODEL	Wiper Delay		Washer	Repair
Year	Notes		Pos	Pump	Kit
BUICK (cont.)					
RIVIERA (cont.)					
1980		Y	All	---	61-08
		N	All	---	61-06
	Pump Only	Y	All	61-16	---
	w/ Circuit Delay Board	Y	All	61-19	---
1979-1977		Y	All	---	61-08
		N	All	---	61-06
	Pump Only	Y	All	61-16	---
1976	Pump Only	Y	All	61-16	---
1975-1974		Y	All	---	61-08
		N	All	---	61-06
	Pump Only	Y	All	61-16	---
1973-1968		All		---	61-06
1965-1963	One Speed Wiper Motor	All		61-02	---
ROADMASTER					
1996-1994		Front		61-18	---
		Rear		61-20	---
	One Way Check Valve			---	48-21
	Solvent Level Switch Kit			---	48-20
1993		Front		61-18	---
		Rear		61-20	---
	One Way Check Valve			---	48-21
1992		Front		67-37	---
		Rear		61-20	---
	One Way Check Valve			---	48-21
1991	One Way Check Valve			---	48-21
SKYHAWK					
1989-1984		All		61-15	---
1983-1982		All		61-05	---
1980-1975		All		61-05	---
SKYLARK					
1998-1993		All		61-18	---
	One Way Check Valve			---	48-21
1992-1988		All		67-37	---
	One Way Check Valve			---	48-21
1987-1986		All		61-13	---
1985	2.5L	All		61-05	---
	2.8L	All		61-12	---
1984-1975		All		61-05	---
1972-1968		All		---	61-06
	w/o Concealed Wipers	All		61-02	---
1966-1963	One Speed Wiper Motor	All		61-02	---
SOMERSET					
1987-1985		All		61-13	---
SPECIAL					
1969-1968		All		---	61-06
	w/o Concealed Wipers	All		61-02	---
1966-1963	One Speed Wiper Motor	All		61-02	61-06

¹Inlet at 90 Degree to Pump; ²Inlet Vertical with Pump

MAKE	MODEL	Wiper Delay	Washer	Repair
Year	Notes	Pos	Pump	Kit
BUICK (cont.)				
SPORTWAGON				
1972-1968		All	---	61-06
	w/o Concealed Wipers	All	61-02	---
1966	One Speed Wiper Motor	All	---	61-06
WILDCAT				
1970-1968		All	---	61-06
CADILLAC				
ALLANTE				
1993		All	61-18	---
	One Way Check Valve		---	48-21
1992-1991		All	67-37	---
	One Way Check Valve		---	48-21
1990-1987		All	61-13	---
BROUGHAM				
1992-1991		N All	---	61-08
	Angled Nozzles	Y All	---	61-08
	Pump Only	All	61-16	---
	Straight Nozzles	Y All	---	61-06
	One Way Check Valve		---	48-21
	w/ Circuit Delay Board	All	61-19	---
1990-1988		N All	---	61-08
	Angled Nozzles	Y All	---	61-08
	Straight Nozzles	Y All	---	61-06
1987		N All	---	61-08
	Angled Nozzles	Y All	---	61-08
	Straight Nozzles	Y All	---	61-06
	One Way Check Valve		---	48-21
CALAIS				
1976-1974		N All	---	61-06
	Angled Nozzles	Y All	---	61-08
	Pump Only	Y All	61-16	---
	Straight Nozzles	Y All	---	61-06
1973-1968		All	---	61-06
CIMARRON				
1988		All	67-37	---
	One Way Check Valve		---	48-21
1987-1984		All	61-15	---
1983-1982		All	61-05	---
COMMERCIAL CHASSIS				
1996-1994		All	61-18	---
	One Way Check Valve		---	48-21
	Solvent Level Switch Kit		---	48-20
1993		All	61-18	---
	One Way Check Valve		---	48-21
1992	RWD	N All	---	61-08
	RWD, Angled Nozzles	Y All	---	61-08
	RWD, Pump Only	All	61-16	---
	RWD	Y All	---	61-06 ³
	RWD	All	61-19 ⁴	---
	One Way Check Valve		---	48-21
1991-1987	One Way Check Valve		---	48-21

³Straight Nozzles; ⁴w/ Circuit Delay Board

MAKE	MODEL	Wiper Delay	Washer	Repair
Year	Notes	Pos	Pump	Kit
CADILLAC (cont.)				
COMMERCIAL CHASSIS (cont.)				
1986-1985	FWD	All	61-12	---
1984-1982	Pump Only	All	61-16	---
	RWD	N All	---	61-06
	RWD, Angled Nozzles	Y All	---	61-08
	RWD	Y All	---	61-06 ³
	w/ Circuit Delay Board	All	61-19	---
1981	Angled Nozzles	All	---	61-08
	Pump Only	Y All	61-16	---
	Straight Nozzles	All	---	61-06
	w/ Circuit Delay Board	Y All	61-19	---
1980		Y All	---	61-08
		N All	---	61-06
	Pump Only	Y All	61-16	---
	w/ Circuit Delay Board	Y All	61-19	---
1979-1974		Y All	---	61-08
		N All	---	61-06
	Pump Only	Y All	61-16	---
1973-1968		All	---	61-06
CTS				
2013-2010	Sedan	All	61-18	---
	One Way Check Valve		---	48-21
2009-2008		All	61-18	---
	One Way Check Valve		---	48-21
DEVILLE				
2005-2000		All	61-18	---
	One Way Check Valve		---	48-21
1999-1996		All	67-10	---
1995-1993		All	61-18	---
	One Way Check Valve		---	48-21
1992-1987	FWD	All	61-18	---
	One Way Check Valve		---	48-21
1986-1985	FWD	All	61-12	---
1984-1982	Pump Only	All	61-16	---
	RWD	N All	---	61-06
	RWD, Angled Nozzles	Y All	---	61-08
	RWD	Y All	---	61-06 ³
	w/ Circuit Delay Board	All	61-19	---
1981	Angled Nozzles	All	---	61-08
	Pump Only	Y All	61-16	---
	Straight Nozzles	All	---	61-06
	w/ Circuit Delay Board	Y All	61-19	---
1980		Y All	---	61-08
		N All	---	61-06
	Pump Only	Y All	61-16	---
	w/ Circuit Delay Board	Y All	61-19	---
1979-1976		Y All	---	61-08
		N All	---	61-06
	Pump Only	Y All	61-16	---
1975		Y All	---	61-08
		N All	---	61-06

MAKE	MODEL	Wiper Delay		Washer	Repair
Year	Notes		Pos	Pump	Kit
CADILLAC (cont.)					
DEVILLE (cont.)					
1974		Y	All	---	61-08
		N	All	---	61-06
	Pump Only	Y	All	61-16	---
1973-1968			All	---	61-06
DTS					
2011-2006			All	67-60	---
	Solvent Level Switch Kit			---	48-20
ELDORADO					
2002-2001			All	61-18	---
	One Way Check Valve			---	48-21
2000-1996			All	67-10	---
1995-1993			All	61-18	---
	One Way Check Valve			---	48-21
1992-1988			All	67-37	---
	One Way Check Valve			---	48-21
1987-1986			All	61-13	---
1985-1981	Angled Nozzles		All	---	61-08
	Pump Only		All	61-16	---
	Straight Nozzles		All	---	61-06
	w/ Circuit Delay Board		All	61-19	---
1980		N	All	---	61-06
	Angled Nozzles	Y	All	---	61-08
	Pump Only	Y	All	61-16	---
	Straight Nozzles	Y	All	---	61-06
	w/ Circuit Delay Board	Y	All	61-19	---
1979-1974		N	All	---	61-06
	Angled Nozzles	Y	All	---	61-08
	Pump Only	Y	All	61-16	---
	Straight Nozzles	Y	All	---	61-06
1973-1968			All	---	61-06
ESCALADE					
2013-2007			Front	67-41	---
			Rear	67-44	---
2006-2002			Front	61-18	---
			Rear	61-20	---
	One Way Check Valve			---	48-21
2000-1999			Front	61-18	---
			Rear	61-20	---
	One Way Check Valve			---	48-21
ESCALADE EXT					
2013-2007			All	67-41	---
2006-2002			All	61-18	---
	One Way Check Valve			---	48-21
FLEETWOOD					
1996-1994			All	61-18	---
	One Way Check Valve			---	48-21
	Solvent Level Switch Kit			---	48-20
1993			All	61-18	---
	One Way Check Valve			---	48-21
1992-1987	FWD		All	61-18	---

MAKE	MODEL	Wiper Delay		Washer	Repair
Year	Notes		Pos	Pump	Kit
CADILLAC (cont.)					
FLEETWOOD (cont.)					
1992-1987	One Way Check Valve			---	48-21
1986-1985	FWD		All	61-12	---
	RWD	N	All	---	61-08
	RWD, Angled Nozzles	Y	All	---	61-08
	RWD, Pump Only		All	61-16	---
	RWD	Y	All	---	61-06 ³
	RWD		All	61-19 ⁴	---
1984-1982		N	All	---	61-06
	Angled Nozzles	Y	All	---	61-08
	Pump Only		All	61-16	---
	Straight Nozzles	Y	All	---	61-06
	w/ Circuit Delay Board		All	61-19	---
1981	Angled Nozzles		All	---	61-08
	Pump Only	Y	All	61-16	---
	Straight Nozzles		All	---	61-06
	w/ Circuit Delay Board	Y	All	61-19	---
1980		Y	All	---	61-08
		N	All	---	61-06
	Pump Only	Y	All	61-16	---
	w/ Circuit Delay Board	Y	All	61-19	---
1979-1974		Y	All	---	61-08
		N	All	---	61-06
	Pump Only	Y	All	61-16	---
1973-1968			All	---	61-06
SEVILLE					
2004-1998			All	61-18	---
	One Way Check Valve			---	48-21
1997-1996			All	67-10	---
1995-1993			All	61-18	---
	One Way Check Valve			---	48-21
1992-1988			All	67-37	---
	One Way Check Valve			---	48-21
1987-1986			All	61-13	---
1985-1981	Angled Nozzles		All	---	61-08
	Pump Only		All	61-16	---
	Straight Nozzles		All	---	61-06
	w/ Circuit Delay Board		All	61-19	---
1980		N	All	---	61-06
	Angled Nozzles	Y	All	---	61-08
	Pump Only	Y	All	61-16	---
	Straight Nozzles	Y	All	---	61-06
	w/ Circuit Delay Board	Y	All	61-19	---
1979-1976		N	All	---	61-06
	Angled Nozzles	Y	All	---	61-08
	Pump Only	Y	All	61-16	---
	Straight Nozzles	Y	All	---	61-06

³Straight Nozzles; ⁴w/ Circuit Delay Board

MAKE	MODEL	Wiper Delay	Washer	Repair
Year	Notes	Pos	Pump	Kit
CHECKER				
MARATHON				
1979		All	61-05	---
1969		All	61-05	---
CHEVROLET				
ASTRO				
2005-1993		Front	61-18	---
		Rear	61-20	---
	One Way Check Valve		---	48-21
1992-1985		All	61-20	---
AVALANCHE				
2013-2007		All	67-41	---
2006-2002		All	61-18	---
	One Way Check Valve		---	48-21
AVEO				
2011-2004		Front	67-40	---
BEL AIR				
1981		Y All	---	61-08
		N All	---	61-06
	Pump Only	Y All	61-16	---
	w/ Circuit Delay Board	Y All	61-19	---
1975		Y All	---	61-08
		N All	---	61-06
	Pump Only	Y All	61-16	---
1974-1973		All	---	61-06
1972-1970		All	---	61-06
	w/o Concealed Wipers	All	61-02	---
1969-1968		All	---	61-06
1965	One Speed Wiper Motor	All	61-02	---
BERETTA				
1996-1993		All	61-18	---
	One Way Check Valve		---	48-21
1992		All	67-37	---
	One Way Check Valve		---	48-21
1991-1989		All	67-34	---
1988-1987		All	61-13	---
BISCAYNE				
1972-1970		All	---	61-06
	w/o Concealed Wipers	All	61-02	---
1969-1968		All	---	61-06
1965	One Speed Wiper Motor	All	61-02	61-06
BLAZER				
2005-1992		Front	61-18	---
		Rear	61-20	---
	One Way Check Valve		---	48-21
1991-1985		All	61-15	---
1984-1973		All	---	61-06
1972-1970		All	61-02	61-06
1969		All	---	61-06

MAKE	MODEL	Wiper Delay	Washer	Repair
Year	Notes	Pos	Pump	Kit
CHEVROLET (cont.)				
BROOKWOOD				
1972-1970	w/o Concealed Wipers	All	61-02	---
C/K-SERIES PICKUP				
2002-1992		All	61-18	---
	One Way Check Valve		---	48-21
1991-1988		All	67-37	---
	One Way Check Valve		---	48-21
1986-1985		All	61-15	---
1984-1973		All	---	61-06
1972-1964		All	61-02	61-06
CAMARO				
2013-2010		All	61-18	---
	One Way Check Valve		---	48-21
2002-1993		All	61-18	---
	One Way Check Valve		---	48-21
1992-1989		All	67-37	---
	One Way Check Valve		---	48-21
1988		Front	67-37	---
		Rear	61-12	---
	One Way Check Valve		---	48-21
1987-1984		Front	61-13	---
		Rear	61-12	---
1983-1982		Y Front	---	61-08
		N Front	---	61-06
		Rear	61-12	---
	Pump Only	Front	61-16	---
	w/ Circuit Delay Board	Y Front	61-19	---
1981-1980		Y All	---	61-08
		N All	---	61-06
	Pump Only	Y All	61-16	---
	w/ Circuit Delay Board	Y All	61-19	---
1979		Y All	---	61-08
		N All	---	61-06
	Pump Only	Y All	61-16	---
1978-1977		Y All	---	61-08
		N All	61-05	---
	Pump Only	Y All	61-16	---
1976-1975		All	61-05	---
1974-1973		All	---	61-06
	Two Wire	All	61-02	---
1972-1970		All	---	61-06
	w/o Concealed Wipers	All	61-02	---
1969-1968		All	61-02	61-06
CAPRICE				
2011		All	67-56	---
1996-1993		All	61-18	---
	One Way Check Valve		---	48-21
1992-1991		Front	67-37	---
		Rear	61-20	---
	One Way Check Valve		---	48-21
1990		All	---	61-08

MAKE	MODEL	Wiper Delay		Washer	Repair
Year	Notes	<input type="checkbox"/>	Pos	Pump	Kit
CHEVROLET (cont.)					
CAPRICE (cont.)					
1990	Pump Only	All		61-16	---
	w/ Circuit Delay Board	All		61-19	---
1989-1982		<input type="checkbox"/> N	All	---	61-06
	Angled Nozzles	<input type="checkbox"/> Y	All	---	61-08
	Pump Only	<input type="checkbox"/> Y	All	61-16	---
	Straight Nozzles	<input type="checkbox"/> Y	All	---	61-06
	w/ Circuit Delay Board	<input type="checkbox"/> Y	All	61-19	---
1981-1980		<input type="checkbox"/> Y	All	---	61-08
		<input type="checkbox"/> N	All	---	61-06
	Pump Only	<input type="checkbox"/> Y	All	61-16	---
	w/ Circuit Delay Board	<input type="checkbox"/> Y	All	61-19	---
1979-1975		<input type="checkbox"/> Y	All	---	61-08
		<input type="checkbox"/> N	All	---	61-06
	Pump Only	<input type="checkbox"/> Y	All	61-16	---
1974-1973		All		---	61-06
1972-1970		All		---	61-06
	w/o Concealed Wipers	All		61-02	---
1969-1968		All		---	61-06
CAVALIER					
2005-1993		All		61-18	---
	One Way Check Valve			---	48-21
1992-1989		All		67-37	---
	One Way Check Valve			---	48-21
1988		Front		67-37	---
		Rear		61-12	---
	One Way Check Valve			---	48-21
1987-1984		Front		61-15	---
		Rear		61-12	---
1983-1982		All		61-05	---
CELEBRITY					
1990-1989		All		67-37	---
	One Way Check Valve			---	48-21
1988-1987		Front		67-37	---
		Rear		61-12	---
	One Way Check Valve			---	48-21
1986-1984		Front		61-13	---
		Rear		61-12	---
1983-1982		<input type="checkbox"/> N	All	---	61-06
	Angled Nozzles	<input type="checkbox"/> Y	All	---	61-08
	Pump Only	<input type="checkbox"/> Y	All	61-16	---
	Straight Nozzles	<input type="checkbox"/> Y	All	---	61-06
	w/ Circuit Delay Board	<input type="checkbox"/> Y	All	61-19	---
CHEVELLE					
1973		All		---	61-06
1972-1970		All		---	61-06
	w/o Concealed Wipers	All		61-02	---
1969		All		---	61-06
	Two Wire	All		61-02	---
1968-1966		All		61-02	61-06
1965-1964	One Speed Wiper Motor	All		61-02	61-06

MAKE	MODEL	Wiper Delay		Washer	Repair
Year	Notes	<input type="checkbox"/>	Pos	Pump	Kit
CHEVROLET (cont.)					
CHEVETTE					
1987-1976		All		61-05	---
CHEVY II					
1968-1963		All		61-02	61-06
CITATION					
1983-1980		All		61-05	---
CITATION II					
1985	2.5L	All		61-05	---
	2.8L	All		61-12	---
1984		All		61-05	---
CLASSIC					
2005-2004		All		61-18	---
	One Way Check Valve			---	48-21
	Solvent Level Switch Kit			---	48-20
COBALT					
2010-2005		All		67-41	---
COLORADO					
2008-2004		All		61-18	---
	One Way Check Valve			---	48-21
COMMERCIAL CHASSIS					
1994-1993		All		61-18	---
	One Way Check Valve			---	48-21
1992-1991		All		67-37	---
	One Way Check Valve			---	48-21
CORSICA					
1996-1993		All		61-18	---
	One Way Check Valve			---	48-21
1992		All		67-37	---
	One Way Check Valve			---	48-21
1991-1989		All		67-34	---
1988-1987		All		61-13	---
CORVAIR					
1969-1963		All		61-02	61-06
CORVAIR TRUCK					
1964-1963		All		61-02	61-06
CORVETTE					
2004-1997		All		61-18	---
	One Way Check Valve			---	48-21
	Solvent Level Switch Kit			---	48-20
1996-1992		All		67-10	---
1991-1984		All		61-05	---
1982-1975		All		61-05	---
1974-1968	Angled Nozzles	All		---	61-06
CRUZE					
2011		All		67-15	---
EL CAMINO					
1987-1984		All		61-13	---
1983-1980		<input type="checkbox"/> N	All	---	61-06
	Angled Nozzles	<input type="checkbox"/> Y	All	---	61-08
	Pump Only	<input type="checkbox"/> Y	All	61-16	---
	w/ Circuit Delay Board	<input type="checkbox"/> Y	All	61-19	---

MAKE	MODEL	Wiper Delay	Washer	Repair
Year	Notes	Pos	Pump	Kit
CHEVROLET (cont.)				
EL CAMINO (cont.)				
1979-1976		N All	---	61-06
	Angled Nozzles	Y All	---	61-08
	Pump Only	Y All	61-16	---
1975-1973		All	---	61-06
1972-1971		All	---	61-06
	w/o Concealed Wipers	All	61-02	---
1970-1966		All	---	61-06
1965-1964	One Speed Wiper Motor	All	---	61-06
EQUINOX				
2013-2011		Front	67-54	---
2010	2nd Design	Front	67-54	---
2009-2005		Front	67-13	---
EXPRESS				
2012-1997		All	61-18	---
	One Way Check Valve		---	48-21
1996		All	67-10	---
G-SERIES VAN				
1996-1992		All	67-10	---
1991-1983		All	61-12	---
1982-1971		All	---	61-06
1970-1964		All	61-02	61-06
IMPALA				
2013-2007		All	67-60	---
	Solvent Level Switch Kit		---	48-20
2006	New Style	All	67-60	---
	Old Style	All	61-18	---
	One Way Check Valve		---	48-21
	Solvent Level Switch Kit		---	48-20
2005-2000		All	61-18	---
	One Way Check Valve		---	48-21
1996-1994		All	61-18	---
	One Way Check Valve		---	48-21
1985-1982		N All	---	61-06
	Angled Nozzles	Y All	---	61-08
	Pump Only	Y All	61-16	---
	Straight Nozzles	Y All	---	61-06
	w/ Circuit Delay Board	Y All	61-19	---
1981-1980		Y All	---	61-08
		N All	---	61-06
	Pump Only	Y All	61-16	---
	w/ Circuit Delay Board	Y All	61-19	---
1979-1975		Y All	---	61-08
		N All	---	61-06
	Pump Only	Y All	61-16	---
1974-1973		All	---	61-06
1972-1970		All	---	61-06
	w/o Concealed Wipers	All	61-02	---
1969-1968		All	---	61-06
1965	One Speed Wiper Motor	All	61-02	---

MAKE	MODEL	Wiper Delay	Washer	Repair
Year	Notes	Pos	Pump	Kit
CHEVROLET (cont.)				
KINGSWOOD				
1972-1971	w/o Concealed Wipers	All	61-02	---
LUMINA				
2001-1993		All	61-18	---
	One Way Check Valve		---	48-21
1992-1990		All	67-37	---
	One Way Check Valve		---	48-21
LUMINA APV				
1996-1993	Lumina APV	Front	61-20	---
		Rear	61-18	---
	Lumina APV		---	48-21 ⁵
1992-1990	Lumina APV	Front	61-20	---
		Rear	67-37	---
	Lumina APV		---	48-21 ⁵
MALIBU				
2012-2008		All	67-42	---
2007-2005		Front	67-42	---
2004		All	67-42	---
2003-1997		All	61-18	---
	One Way Check Valve		---	48-21
	Solvent Level Switch Kit		---	48-20
1983-1980		Y All	---	61-08
		N All	---	61-06
	Pump Only	Y All	61-16	---
	w/ Circuit Delay Board	Y All	61-19	---
1979-1976		Y All	---	61-08
		N All	---	61-06
	Pump Only	Y All	61-16	---
1975-1973		All	---	61-06
1967-1966		All	61-02	61-06
1965	One Speed Wiper Motor	All	61-02	---
1964	One Speed Wiper Motor	All	61-02	61-06
METRO				
2001-1998		All	67-18	---
MONTE CARLO				
2007-2006		All	67-60	---
	Solvent Level Switch Kit		---	48-20
2005-1995		All	61-18	---
	One Way Check Valve		---	48-21
1988-1984		All	61-13	---
1983-1980		N All	---	61-06
	Angled Nozzles	Y All	---	61-08
	Pump Only	Y All	61-16	---
	Straight Nozzles	Y All	---	61-06
	w/ Circuit Delay Board	Y All	61-19	---
1979-1976		N All	---	61-06
	Angled Nozzles	Y All	---	61-08
	Pump Only	Y All	61-16	---
	Straight Nozzles	Y All	---	61-06
1975-1973		All	---	61-06
1972-1970		All	---	61-06

⁵ZZ_One Way Check Valve

MAKE	MODEL	Wiper Delay	Washer	Repair
Year	Notes	Pos	Pump	Kit
CHEVROLET (cont.)				
MONTE CARLO (cont.)				
1972-1970	w/o Concealed Wipers	All	61-02	---
MONZA				
1980-1975		All	61-05	---
NOVA				
1988-1985		All	61-20	---
1979-1975		All	61-05	---
1974-1973		All	61-02	61-06
1972-1970		All	---	61-06
	w/o Concealed Wipers	All	61-02	---
1969		All	61-02	---
P-SERIES STEP VAN				
1996-1994		All	67-10	---
1993-1992	EB5 Option Cab Equipment	All	67-10	---
	Forward Control	All	61-18	---
	One Way Check Valve		---	48-21
1991	Forward Control	All	67-37	---
	One Way Check Valve		---	48-21
1990	HD Wipers	All	67-37	---
	Standard Wipers	All	61-12	---
	One Way Check Valve		---	48-21
1989		All	---	61-06
	HD Wipers	All	67-37	---
	Standard Wipers	All	61-02	---
	One Way Check Valve		---	48-21
1988-1964		All	61-02	61-06
PRIZM				
2002-1998		All	67-26	---
R/V-SERIES PICKUP				
1991-1987		All	61-15	---
S10				
2004-1988		All	61-18	---
	One Way Check Valve		---	48-21
1987-1982		All	61-05	---
S10 BLAZER				
1994-1988		Front	61-18	---
		Rear	61-20	---
	One Way Check Valve		---	48-21
1987-1983		All	61-05	---
SILVERADO				
2013-2008		All	67-41	---
2007	Classic	All	61-18	---
	New Style	All	67-41	---
	One Way Check Valve		---	48-21
2006-1999		All	61-18	---
	One Way Check Valve		---	48-21
SONIC				
2012		All	67-32	---

MAKE	MODEL	Wiper Delay	Washer	Repair
Year	Notes	Pos	Pump	Kit
CHEVROLET (cont.)				
SPRINT				
1988-1985		All	67-31	---
SUBURBAN				
2013-2007		Front	67-41	---
		Rear	67-44	---
2006-1992		Front	61-18	---
		Rear	61-20	---
	One Way Check Valve		---	48-21
1991-1985		All	61-15	---
1984-1973		All	---	61-06
1972-1968		All	61-02	61-06
TAHOE				
2012-2007		Front	67-41	---
		Rear	67-44	---
2006-1995		Front	61-18	---
		Rear	61-20	---
	One Way Check Valve		---	48-21
TOWNSMAN				
1972-1970	w/o Concealed Wipers	All	61-02	---
TRACKER				
2004-1998		All	67-34	---
1991-1989		All	67-34	---
TRAILBLAZER				
2009-2006		Front	61-18	---
		Rear	61-20	---
2005-2002		Front	61-18	---
		Rear	61-20	---
	One Way Check Valve		---	48-21
TRAVERSE				
2013-2009		Front	61-18	---
		Rear	61-20	---
	One Way Check Valve		---	48-21
VEGA				
1977-1975		All	61-05	---
1974		All	61-02	61-06
1973-1971		All	61-05	---
VENTURE				
2005-1997		Front	61-18	---
		Rear	61-20	---
	One Way Check Valve		---	48-21
VOLT				
2011		All	67-15	---
CHRYSLER				
200				
2013-2011		All	67-46	---
300				
2013-2005		All	67-47	---
1971-1967		All	63-01	---

MAKE	MODEL	Wiper Delay	Washer	Repair
Year	Notes	<input type="checkbox"/> Pos	Pump	Kit
CHRYSLER (cont.)				
300M				
2004-1999		All	67-33	---
ASPEN				
2009-2007		All	67-32	---
CIRRUS				
2000	Motor	All	67-34	---
1995		All	67-06	---
CONCORDE				
2004-1999		All	67-33	---
1997-1993		All	67-06	---
CONQUEST				
1989-1987		All	67-31	---
CORDOBA				
1983-1978		All	63-01	---
1977		All	64-01	---
1976	From 11/24/75	All	64-01	---
	To 11/23/75	All	63-01	---
1975		All	63-01	---
DAYTONA				
1993		Front	64-02	---
1992-1986		Front	64-02	---
		Rear	63-01	---
1985-1984		Front	64-01	---
		Rear	63-01	---
DYNASTY				
1993-1988		All	64-02	---
E CLASS				
1984-1983		All	64-01	---
FIFTH AVENUE				
1989-1983		All	63-01	---
IMPERIAL				
1993-1990		All	64-02	---
1983-1981		All	63-01	---
1975-1967		All	63-01	---
INTREPID				
2004-1999		All	67-33	---
1997-1993		All	67-06	---
LASER				
1986		Front	64-02	---
		Rear	63-01	---
1985-1984		Front	64-01	---
		Rear	63-01	---
LEBARON				
1995-1989		All	64-02	---
1988-1986		Front	64-02	---
	Except GTS	Rear	64-01	---
	GTS	Rear	63-01	---
1985		Front	64-01	---
	Except GTS	Rear	64-01	---
	GTS	Rear	63-01	---

MAKE	MODEL	Wiper Delay	Washer	Repair
Year	Notes	<input type="checkbox"/> Pos	Pump	Kit
CHRYSLER (cont.)				
LEBARON (cont.)				
1984-1982		Front	64-01	---
		Rear	64-01	---
1981-1977		Front	63-01	---
		Rear	63-01	---
LHS				
2001-1999		All	67-33	---
1997-1994		All	67-06	---
NEON				
2002-2000		All	67-33	---
NEW YORKER				
1996-1993		All	67-06	---
1992-1986		All	64-02	---
1985-1983		All	64-01	---
1982-1967		All	63-01	---
NEWPORT				
1981-1967		All	63-01	---
PACIFICA				
2008-2005		All	67-59	---
PROWLER				
2002		All	64-02	---
PT CRUISER				
2010-2008		Front	67-36	---
2007-2006		Front	67-33	---
2005-2003		Front	67-36	---
SEBRING				
2010-2007		All	67-46	---
2006		All	67-33	---
2005-2001	Convertible	All	67-33	---
	Coupe, Denso Pump	All	67-51	---
	Sedan	All	67-33	---
2000-1999	Coupe	All	67-34	---
1998-1997	Coupe	All	67-06 ⁶	---
	Coupe	All	67-34 ⁷	---
1996-1995	Coupe	All	67-34	---
TC MASERATI				
1991-1989		All	64-02	---
TOWN & COUNTRY				
2013-2008		All	67-32	---
2007-2004		All	67-36	---
2003-2001		All	67-49	---
2000-1996		All	67-23	---
1995-1994		All	67-07	---
1993-1991		Front	64-01	---
		Rear	63-01	---
1990		All	63-01	---
VOYAGER, GRAND VOYAGER				
2003-2001		All	67-49	---
2000		All	67-23	---

⁶w/ Low Level Sensor; ⁷w/o Low Level Sensor

MAKE	MODEL	Wiper Delay	Washer	Repair
Year	Notes	Pos	Pump	Kit
DODGE				
2000 GTX				
1990-1989		All	67-34	---
400				
1983-1982		All	64-01	---
600				
1988-1986		Front	64-02	---
		Rear	64-01	---
1985-1983		All	64-01	---
A100				
1970	Electric Pump	All	63-01	---
A100 TRUCK				
1970-1969	Electric Pump	All	63-01	---
A108 VAN				
1970-1969	Electric Pump	All	63-01	---
ARIES				
1989-1986		Front	64-02	---
		Rear	64-01	---
1985-1981		All	64-01	---
ASPEN				
1980-1976		All	63-01	---
AVENGER				
2012-2008		All	67-46	---
2000-1995		All	67-34	---
B-SERIES VAN				
1998		All	67-06	---
1997-1972		All	63-01	---
1971	Electric Pump	All	63-01	---
CALIBER				
2012-2007		All	67-32	---
CARAVAN, GRAND CARAVAN				
2013-2008		All	67-32	---
2007-2004		All	67-36	---
2003-2001		All	67-49	---
2000-1996		All	67-23	---
1995-1994		All	67-07	---
1993-1991		Front	64-01	---
		Rear	63-01	---
1990-1984		All	63-01	---
CHALLENGER				
2013-2008		All	67-47	---
1983		All	67-31	---
1974-1972	Electric Pump	All	64-01	---
1971-1970	Electric Pump	All	63-01	---
CHARGER				
2013-2006		All	67-47	---
1987-1983		Front	64-01	---
		Rear	63-01	---
1978-1976		All	64-01	---
1975	From 11/24/75	All	64-01	---
	To 11/23/75	All	63-01	---
1974	w/ Cruise Control	All	64-01	---

MAKE	MODEL	Wiper Delay	Washer	Repair
Year	Notes	Pos	Pump	Kit
DODGE (cont.)				
CHARGER (cont.)				
1974	w/o Cruise Control	All	63-01	---
1973		All	63-01	---
1972		All	64-01	---
1971-1967	Electric Pump	All	63-01	---
COLT				
1992-1978		All	67-34	---
CONQUEST				
1986-1984		All	67-34	---
CORONET				
1976		All	64-01	---
1975	From 11/24/75	All	64-01	---
	To 11/23/75	All	63-01	---
1974	w/ Cruise Control	All	64-01	---
	w/o Cruise Control	All	63-01	---
1973		All	63-01	---
1972		All	64-01	---
1971-1967	Electric Pump	All	63-01	---
D/W-SERIES PICKUP				
1993-1972		All	63-01	---
1971-1969	Electric Pump	All	63-01	---
DAKOTA				
2010-2006		All	67-12	---
2005-2001		All	67-35	---
1999-1997		All	67-06	---
1996-1988		All	64-02	---
1987		All	63-01	---
DART				
1976-1975		All	63-01	---
1974-1967	Electric Pump	All	63-01	---
DAYTONA				
1993		Front	64-02	---
1992-1986		Front	64-02	---
		Rear	63-01	---
1985-1984		Front	64-01	---
		Rear	63-01	---
DIPLOMAT				
1989-1977		All	63-01	---
DURANGO				
2013-2011		All	67-32	---
2009-2007		All	67-32	---
2006-2004		All	67-36	---
2003		All	67-35	---
2002		All	67-33	---
2001		All	67-35	---
2000	w/ Low Level Sensor	Front	67-23	---
	w/o Low Level Sensor	Front	67-35	---
		Rear	67-33	---
1999-1998	w/ Low Level Sensor	All	67-06	---
	w/o Low Level Sensor	Front	67-23	---

MAKE	MODEL	Wiper Delay	Washer	Repair
Year	Notes	<input type="checkbox"/> Pos	Pump	Kit
DODGE (cont.)				
DYNASTY				
1993-1988		All	64-02	---
INTREPID				
2004-1999		All	67-33	---
1997-1993		All	67-06	---
JOURNEY				
2012-2009		All	67-32	---
LANCER				
1989-1986		Front	64-02	---
		Rear	63-01	---
1985		All	63-01	---
MAGNUM				
2008-2005		Front	67-59	---
1979-1978		All	63-01	---
MIRADA				
1983-1980		All	63-01	---
MONACO				
1978-1977		All	64-01	---
1976-1967		All	63-01	---
NEON				
2005-2000		All	67-33	---
1999-1995		All	67-06	---
NITRO				
2011-2007		All	67-32	---
OMNI				
1990-1978		Front	64-01	---
		Rear	63-01	---
POLARA				
1973-1967		All	63-01	---
RAIDER				
1989-1987		Front	67-14	---
		Rear	67-34	---
RAM 50				
1993-1983		All	67-34	---
RAM SERIES VAN				
2003		All	67-33	---
2002-1999		All	67-06	---
RAM TRUCK				
2010		All	67-46	---
2009-2003		All	67-33	---
2002-1994		All	64-02	---
RAMCHARGER				
1993-1975		All	63-01	---
RAMPAGE				
1984-1982		All	64-01	---
ROYAL MONACO				
1977-1975		All	63-01	---

MAKE	MODEL	Wiper Delay	Washer	Repair
Year	Notes	<input type="checkbox"/> Pos	Pump	Kit
DODGE (cont.)				
SHADOW				
1994-1987		All	64-02	---
SPIRIT				
1995-1989		All	64-02	---
ST. REGIS				
1981-1979		All	63-01	---
STEALTH				
1996-1991		All	67-34	---
STRATUS				
2006		All	67-33	---
2005-2001	Denso Pump	All	67-51	---
	Exc Denso Pump	All	67-33	---
1995		All	67-06	---
SX 2.0				
2005-2003		All	67-33	---
VIPER				
2010-2008		All	67-33	---
2006-2003		All	67-33	---
1996-1992		All	63-01	---
EAGLE				
2000 GTX				
1992-1991	4Dr	Front	67-34	---
MEDALLION				
1989-1988		Rear	67-34	---
SUMMIT				
1996-1992	Except Wagon	All	67-34	---
1991-1989		All	67-34	---
TALON				
1998-1997		Rear	67-34	---
1996-1995		All	67-34	---
1994-1990		All	67-31	---
VISION				
1997-1993		All	67-06	---
VISTA				
1992-1988	4Dr	Front	67-34	---
FORD				
AEROSTAR				
1997-1991		All	67-29	---
1990-1986		Front	62-01	---
		Rear	67-29	---
ASPIRE				
1997-1994	Automatic	Front	67-34	---
		Rear	67-14	---
	Standard	All	67-14	---
BRONCO				
1996-1971		All	62-01	---
BRONCO II				
1990-1984		Front	62-01	---
		Rear	67-29	---

MAKE	MODEL	Wiper Delay	Washer	Repair
Year	Notes	Pos	Pump	Kit
FORD (cont.)				
CONTOUR				
2000-1999		All	67-38	---
1998-1995		All	67-11	---
CROWN VICTORIA				
2011-2000		All	67-27	---
1999-1992		All	67-29	---
CUSTOM				
1977-1969		All	62-01	---
E-SERIES (ECONOLINE) VAN				
2012-2008		All	67-27	---
2007-1986		All	67-29	---
1985-1971		All	62-01	---
EDGE				
2013-2007		All	67-36	---
ESCAPE				
2012-2008		All	67-32	---
2007-2001		All	67-38	---
ESCORT				
2002-1997		All	67-38	---
1996-1991		All	67-34	---
1990-1981		Front	62-01	---
EXCURSION				
2005-2000		All	67-24	---
EXP				
1988-1982		Front	62-01	---
EXPEDITION				
2013-2012		All	67-24	---
2011		All	67-27	---
2010-1998		All	67-24	---
1997		All	67-39	---
EXPLORER				
2013-2011		All	67-36	---
2010-1998		All	67-24	---
1997	From 4/15/97	All	67-39	---
	To 4/14/97	All	67-29	---
1996-1995		All	67-29	---
1994-1991		Front	62-01	---
		Rear	67-29	---
EXPLORER SPORT TRAC				
2010-2007		All	67-27	---
2005-2001		All	67-27	---
F-SERIES TRUCK				
2013-1998		All	67-27	---
1997-1994		All	67-29	---
1993-1971		All	62-01	---
FAIRLANE				
1970-1969		All	62-01	---
FAIRMONT				
1983-1978		Front	62-01	---

MAKE	MODEL	Wiper Delay	Washer	Repair
Year	Notes	Pos	Pump	Kit
FORD (cont.)				
FALCON				
1970-1969		All	62-01	---
FESTIVA				
1993-1988	Automatic	Front	67-31	---
		Rear	67-14	---
	Standard	All	67-14	---
FIESTA				
2013-2011	Hatchback	All	67-36	---
	Sedan	All	67-33	---
FIVE HUNDRED				
2007-2005		All	67-27	---
FLEX				
2013-2009		All	67-36	---
FOCUS				
2011-2009		All	67-15	---
2008	Coupe	All	67-24	---
	Sedan	All	67-15	---
2007-2005	1 Outlet	All	67-27	---
	2 Outlet	All	67-24	---
2004-2000	Except Sedan	All	67-39	---
	Sedan	All	67-11	---
FREESTAR				
2007-2006		All	67-24	---
2005	From 1/10/05	All	67-24	---
	To 1/10/05	All	67-27	---
2004		All	67-27	---
FREESTYLE				
2007-2005		All	67-24	---
FUSION				
2012-2006		All	67-28	---
GALAXIE				
1974-1969		All	62-01	---
GRANADA				
1982		Front	62-01	---
1981-1975		All	62-01	---
LTD				
1991-1987		All	62-01	---
1986-1982		Front	62-01	---
1981-1969		All	62-01	---
LTD CROWN VICTORIA				
1991-1987		All	62-01	---
LTD II				
1979-1977		All	62-01	---
MAVERICK				
1977-1970		All	62-01	---
MUSTANG				
2013-2010		All	67-15	---
2009-1999		All	67-27	---
1998-1979		Front	62-01	---
1973-1969		All	62-01	---

MAKE	MODEL	Wiper Delay	Washer	Repair
Year	Notes	Pos	Pump	Kit
FORD (cont.)				
MUSTANG II				
1978-1974		All	62-01	---
PINTO				
1980-1971		All	62-01	---
POLICE INTERCEPTOR SEDAN				
2013		All	67-33	---
POLICE INTERCEPTOR UTILITY				
2013		All	67-36	---
PROBE				
1997-1993		Front	67-34	---
		Rear	67-31	---
1992-1989		All	67-31	---
RANCH WAGON				
1972-1969		All	62-01	---
RANCHERO				
1979-1971		All	62-01	---
RANGER				
2011-1999		All	67-27	---
1998-1993		All	67-29	---
1992-1983		All	62-01	---
TAURUS				
2013-2010		All	67-33	---
2009		All	67-36	---
2008		All	67-33	---
2007-2002		All	67-27	---
2001-1997	Exposed Connector	Front	67-29	---
	Molded Connector	Front	67-27	---
	Wagon	Rear	67-29	---
1996		Front	67-29	---
1995-1990		All	67-29	---
1989	Except SHO	Front	62-01	---
	SHO	Front	67-29	---
	Wagon	Rear	67-29	---
1988-1986		Front	62-01	---
		Rear	67-29	---
TAURUS X				
2009-2008		All	67-36	---
TEMPO				
1994-1984		All	62-01	---
THUNDERBIRD				
2005-2002		All	67-27	---
1997-1989		All	67-29	---
1988-1971		All	62-01	---
TORINO				
1976-1969		All	62-01	---
TRANSIT CONNECT				
2012-2010		Front	67-11	---
WINDSTAR				
2003-1999		All	67-27	---
1998-1995		All	67-29	---

MAKE	MODEL	Wiper Delay	Washer	Repair
Year	Notes	Pos	Pump	Kit
GEO				
METRO				
1997-1995		All	67-18	---
1994-1989		All	67-34	---
PRIZM				
1997-1995		All	67-26	---
1994	2nd Design	All	67-26 ⁸	---
STORM				
1993-1990		All	67-21	---
TRACKER				
1997-1989		All	67-34	---
GMC				
1500				
1966		All	---	61-06
2500				
1966		All	---	61-06
ACADIA				
2012-2007		Front	61-18	---
		Rear	61-20	---
	One Way Check Valve		---	48-21
C/K-SERIES PICKUP				
2000-1992		All	61-18	---
	One Way Check Valve		---	48-21
1991-1988		All	67-37	---
	One Way Check Valve		---	48-21
1986-1985		All	61-15	---
1984-1973		All	---	61-06
1972-1966		All	61-02	61-06
CABALLERO				
1987-1984		All	61-13	---
1983-1980		N All	---	61-06
	Angled Nozzles	Y All	---	61-08
	Pump Only	Y All	61-16	---
	Straight Nozzles	Y All	---	61-06
	w/ Circuit Delay Board	Y All	61-19	---
1979-1978		N All	---	61-06
	Angled Nozzles	Y All	---	61-08
	Pump Only	Y All	61-16	---
	Straight Nozzles	Y All	---	61-06
CANYON				
2008-2004		All	61-18	---
	One Way Check Valve		---	48-21
ENVOY (XL)				
2009-2006		Front	61-18	---
		Rear	61-20	---
2005-2002		Front	61-18	---
		Rear	61-20	---
	One Way Check Valve		---	48-21

⁸Pump Marked 22138719

MAKE	MODEL	Wiper Delay	Washer	Repair
Year	Notes	Pos	Pump	Kit
GMC (cont.)				
ENVOY XUV				
2005-2004		Front	61-18	---
		Rear	61-20	---
	One Way Check Valve		---	48-21
G-SERIES VAN				
1996-1992		All	67-10	---
1991-1983		All	61-12	---
1982-1971		All	---	61-06
1970-1964		All	61-02	61-06
JIMMY				
2001-1992		Front	61-18	---
		Rear	61-20	---
	One Way Check Valve		---	48-21
1991-1985		All	61-15	---
1984-1973		All	---	61-06
1972-1970		All	61-02	61-06
P-SERIES STEP VAN				
1996-1994		All	67-10	---
1993-1992	EB5 Option Cab Equipment	All	67-10	---
	Forward Control	All	61-18	---
	One Way Check Valve		---	48-21
1991	Forward Control	All	67-37	---
	One Way Check Valve		---	48-21
1990	HD Wipers	All	67-37	---
	Standard Wipers	All	61-12	---
	One Way Check Valve		---	48-21
1989		All	---	61-06
	HD Wipers	All	67-37	---
	Standard Wipers	All	61-02	---
	One Way Check Valve		---	48-21
1988-1967		All	61-02	61-06
R/V-SERIES PICKUP				
1991-1987		All	61-15	---
S15				
1990-1988		All	61-18	---
	One Way Check Valve		---	48-21
1987-1982		All	61-05	---
S15 JIMMY				
1991-1988		Front	61-18	---
		Rear	61-20	---
	One Way Check Valve		---	48-21
1987-1983		All	61-05	---
SAFARI				
2005-1993		Front	61-18	---
		Rear	61-20	---
	One Way Check Valve		---	48-21
1992-1985		All	61-20	---
SAVANA				
2012-1997		All	61-18	---
	One Way Check Valve		---	48-21
1996		All	67-10	---

MAKE	MODEL	Wiper Delay	Washer	Repair
Year	Notes	Pos	Pump	Kit
GMC (cont.)				
SIERRA				
2013-2008		All	67-41	---
2007	Classic	All	61-18	---
	New Style	All	67-41	---
	One Way Check Valve		---	48-21
2006-2000		All	61-18	---
	One Way Check Valve		---	48-21
1999	One Way Check Valve		---	48-21
SONOMA				
2004-1991		All	61-18	---
	One Way Check Valve		---	48-21
SPRINT				
1977		Y All	---	61-08
		N All	---	61-06
	Pump Only	Y All	61-16	---
1976		All	---	61-06
	Pump Only	Y All	61-16	---
1975-1973		All	---	61-06
1972-1971		All	---	61-06
	w/o Concealed Wipers	All	61-02	---
SUBURBAN				
1999-1992		Front	61-18	---
		Rear	61-20	---
	One Way Check Valve		---	48-21
1991-1985		All	61-15	---
1984-1973		All	---	61-06
1972-1968		All	61-02	61-06
TERRAIN				
2013-2011		Front	67-54	---
2010	Vin 2CNFLFEY7A6200333	Front	67-54	---
TRACKER				
1991-1989		All	67-34	---
YUKON (XL)				
2012-2007		Front	67-41	---
		Rear	67-44	---
2006-1992		Front	61-18	---
		Rear	61-20	---
	One Way Check Valve		---	48-21
HONDA				
ACCORD				
2012-2008		All	67-28	---
2007-2006	Japan Built	All	67-22	---
	USA Built	All	67-30	---
2005-2002	USA Built	All	67-30	---
2001-1998		All	67-30	---
1997-1994		Rear	67-31	---
1993-1990	Japan Built	Front	67-05	---
	USA Built	Front	67-30	---
		Rear	67-31	---
	Japan Built	Front	67-22	---
	USA Built	Front	67-34	---

MAKE	MODEL	Wiper Delay		Washer	Repair
Year	Notes		Pos	Pump	Kit
HONDA (cont.)					
ACCORD (cont.)					
1989-1986			Front	67-34	---
			Rear	67-22	---
1985-1984			Front	67-22	---
ACCORD CROSSTOUR					
2011-2010			All	67-28	---
CIVIC					
2012			All	67-28	---
2007-2006	Japan Built	All		67-22	---
2005	Exc HX, Si	All		67-22 ⁹	---
	Exc HX, Si	All		67-30 ¹⁰	---
2004	Exc HX, Si	All		67-22 ⁹	---
	Exc HX, Si	All		67-30 ¹⁰	---
	HX	All		67-05	---
2003	Exc Hybrid, Si	All		67-05 ⁹	---
	Exc Hybrid, Si	All		67-30 ¹⁰	---
	Hybrid	All		67-22	---
2002	Exc Si, Japan Built	All		67-05	---
	Exc Si	All		67-30 ¹⁰	---
2001	Japan Built	All		67-05	---
	USA and Canada Built	All		67-30	---
2000-1988		Rear		67-31	---
	Japan Built	Front		67-05	---
	USA Built	Front		67-30	---
1987-1984		Front		67-05	---
		Rear		67-22	---
CIVIC DEL SOL					
1997-1993			All	67-05	---
CR-V					
2006	Japan Built	Rear		67-22	---
2005	Japan Built	Front		67-05	---
		Rear		67-22	---
2004	Japan Built	All		67-05	---
2003-2002		Front		67-05	---
		Rear		67-22	---
2001-1997			All	67-05	---
CRX					
1991-1988			All	67-05	---
ELEMENT					
2011-2005			All	67-30	---
2004		Front		67-30	---
		Rear		67-34	---
2003			All	67-30	---
INSIGHT					
2005-2000			Front	67-05	---
			Rear	67-22	---
ODYSSEY					
2005-2000			Front	67-30	---
			Rear	67-31	---
1998-1995			All	67-05	---

MAKE	MODEL	Wiper Delay		Washer	Repair
Year	Notes		Pos	Pump	Kit
HONDA (cont.)					
PASSPORT					
2001-1998		Front	67-18	----	
		Rear	67-16	----	
1997-1994		All	67-21	----	
PILOT					
2011-2009		All	67-15	----	
2005-2003		Front	67-30	----	
		Rear	67-34	----	
PRELUDE					
2001-1988		All	67-22	----	
1987-1983		All	67-05	----	
S2000					
2009-2002		All	67-22	----	
2001		All	67-05	----	
2000		All	67-22	----	
WAGOVAN					
1987-1986		Front	67-05	----	
		Rear	67-22	----	
HYUNDAI					
ACCENT					
2013-2006	Hatchback	All	67-43	----	
1999-1995		All	67-31	----	
AZERA					
2011-2006		All	67-56	----	
ELANTRA					
2005-2001	Sedan	All	67-40	----	
2000-1992		All	67-31	----	
ENTOURAGE					
2008-2007	Dual Outlet	All	67-50	----	
EXCEL					
1994-1986		All	67-34	----	
SANTA FE					
2012-2007		All	67-43	----	
SCOUPE					
1995-1991		All	67-31	----	
SONATA					
2005-2002		All	67-40	----	
2001-1989		All	67-31	----	
TIBURON					
2008-2005		All	67-56	----	
		All	67-31	----	
TUCSON					
2012-2010		Front	67-56	----	
		Rear	67-40	----	
2007-2005		Front	67-56	----	
VELOSTER					
2013	Dual Outlet	All	67-50	----	
	Single Outlet	All	67-56	----	
2012	Dual Outlet	All	67-50	----	

⁹Japan Built; ¹⁰USA and Canada Built

MAKE	MODEL	Wiper Delay	Washer	Repair
Year	Notes	Pos	Pump	Kit
HYUNDAI (cont.)				
VERACRUZ				
2011-2007	Dual Outlet	All	67-50	---
XG300				
2001		All	67-40	---
XG350				
2005-2002		All	67-40	---
INFINITI				
EX				
2013-2008		All	67-45	---
FX				
2013-2003		All	67-45	---
G				
2010-2003		All	67-52	---
2002-1999		All	67-17	---
1996-1991		All	67-21	---
I				
2004-1996		All	67-17	---
J				
1997-1993		All	67-17	---
M				
2010-2006		All	67-52	---
2004-2003		All	67-52	---
Q45				
2006-2002		All	67-52	---
2001-1997		All	67-17	---
QX4				
2003-1997		All	67-17	---
QX56				
2013-2011		All	67-45	---
ISUZU				
AMIGO				
2000-1999		Front	67-18	---
		Rear	67-16	---
1998		All	67-18	---
1994-1989		All	67-21	---
ASCENDER				
2004-2003		Front	61-18	---
	One Way Check Valve		---	48-21
HOMBRE				
2000-1996		Front	61-18	---
	One Way Check Valve		---	48-21
IMPULSE				
1992-1990		All	67-21	---
OASIS				
1999-1996		All	67-05	---
PICKUP				
1995-1987		All	67-21	---

MAKE	MODEL	Wiper Delay	Washer	Repair
Year	Notes	Pos	Pump	Kit
ISUZU (cont.)				
RODEO				
2004-2002		Rear	67-16	---
2001-1998		Front	67-18	---
		Rear	67-16	---
1997-1991		All	67-21	---
STYLUS				
1993-1991		All	67-21	---
TROOPER				
2002		All	67-16	---
2001-1993		All	67-05	---
1992		Front	67-05	---
1991-1987		Front	67-21	---
VEHICROSS				
2001-1999		All	67-21	---
JAGUAR				
VANDEN PLAS				
1991-1982		All	61-15	---
XJ-FAMILY				
1992-1979		All	61-15	---
JEEP				
CHEROKEE				
2001-1997		Front	67-23	---
		Rear	67-57	---
1996-1991		Front	67-07	---
		Rear	64-01	---
1990-1987		All	64-01	---
1986-1985	Diesel	All	64-01	---
	Gas	All	67-57	---
1984-1978		All	67-57	---
CJ				
1986-1973		All	64-01	---
COMANCHE				
1992-1991		All	67-07	---
1990-1987		All	64-01	---
1986		All	67-57	---
COMMANDER				
2010-2007		All	67-32	---
2006		Front	67-36	---
COMPASS				
2011-2007		All	67-32	---
DJ				
1974-1973		All	64-01	---
GRAND CHEROKEE				
2012-2007		All	67-32	---
2006-2005		Front	67-36	---
2004-1999		Front	67-35	---
		Rear	67-33	---
1998-1993		All	67-25	---

MAKE	MODEL	Wiper Delay	Washer	Repair
Year	Notes	Pos	Pump	Kit
JEEP (cont.)				
GRAND WAGONEER				
1991-1984		All	67-57	---
J-SERIES TRUCK				
1988-1978		All	67-57	---
JEEPSTER				
1973		All	64-01	---
LIBERTY				
2012-2006		All	67-32	---
PATRIOT				
2011-2007		All	67-32	---
SCRAMBLER				
1985-1981		All	67-57	---
TJ				
2006-2005		Front	67-23	---
2004-2003		All	67-23	---
2002		Front	67-23	---
2001-1997		All	67-23	---
WAGONEER				
1990-1987		All	64-01	---
1986-1978		All	67-57	---
WRANGLER				
2011	Dual Outlet	All	67-32	---
2010	Dual Outlet	All	67-32	---
	Exc Rear Window Washer	All	67-46	---
2009-2008	Exc Rear Window Washer	All	67-46	---
2007	Dual Outlet	All	67-32	---
	Exc Rear Window Washer	All	67-46	---
2006-2005		Front	67-23	---
2004-2003		All	67-23	---
2002		Front	67-23	---
2001-1997		All	67-23	---
1995-1990		All	67-25	---
1989-1987		All	63-01	---
KIA				
BORREGO				
2009		All	67-43	---
FORTE				
2013-2011	Hatchback	All	67-43	---
OPTIMA				
2012-2011		All	67-56	---
RIO				
2013	Hatchback	All	67-43	---
2011-2006		All	67-43	---
2004-2001		All	67-34	---
RONDO				
2010-2007		All	67-43	---
SEDONA				
2012-2006	Dual Outlet	All	67-50	---

MAKE	MODEL	Wiper Delay	Washer	Repair
Year	Notes	Pos	Pump	Kit
KIA (cont.)				
SEPHIA				
2001-1994		All	67-34	---
SORENTO				
2013-2011		All	67-43	---
2009-2006		All	67-43	---
SOUL				
2013-2010		All	67-43	---
SPECTRA				
2009-2007		All	67-43	---
2004-2000		All	67-34	---
SPORTAGE				
2012-2011		Front	67-56	---
		Rear	67-40	---
2007-2005	Dual Outlet	All	67-50	---
2002-2001		All	67-34	---
1998-1995		All	67-34	---
LEXUS				
CT				
2011		All	67-28	---
ES				
2011-2007		All	67-28	---
2006-1997		All	67-08	---
1996-1995	Delco Pump	All	67-26	---
	Denso Pump	All	67-08	---
1994-1990		All	67-08	---
GS				
2011-2006		All	67-28	---
2005-1993		All	67-08	---
GX				
2011-2003		All	67-28	---
HS				
2011-2010		All	67-28	---
IS				
2011-2006		All	67-28	---
LS				
2011-2007		All	67-28	---
1994-1990		All	67-08	---
LX				
2011-2008		All	67-28	---
2007-1998		Front	67-08	---
RX				
2011-2004		All	67-28	---
SC				
2010-2002		All	67-08	---
2000-1992		All	67-08	---
LINCOLN				
AVIATOR				
2005-2003		All	67-24	---

MAKE	MODEL	Wiper Delay	Washer	Repair
Year	Notes	Pos	Pump	Kit
LINCOLN (cont.)				
BLACKWOOD				
2002		All	67-24	---
CONTINENTAL				
2002-1999		All	67-27	---
1998-1988		All	67-29	---
1987-1982		All	62-01	---
1980-1971		All	62-01	---
LS				
2006-2000		All	67-11	---
MARK III				
1971-1969		All	62-01	---
MARK IV				
1976-1972		All	62-01	---
MARK LT				
2007-2006		All	67-27	---
MARK V				
1979-1977		All	62-01	---
MARK VI				
1983-1980		All	62-01	---
MARK VII				
1992-1984		All	62-01	---
MARK VIII				
1998-1997		All	67-27	---
1996-1994		All	67-29	---
1993		All	62-01	---
MKS				
2012-2009		All	67-33	---
MKT				
2012-2010		All	67-36	---
MKX				
2012-2007		All	67-36	---
MKZ				
2012-2007		All	67-28	---
NAVIGATOR				
2012-2007		All	67-27	---
2006-1999		All	67-24	---
1998	From 8/05/97	All	67-24	---
	To 8/04/97	All	67-39	---
TOWN CAR				
2011-1999		All	67-27	---
1998-1990		All	67-29	---
1989-1982		All	62-01	---
VERSAILLES				
1980-1977		All	62-01	---
ZEPHYR				
2006		All	67-28	---
MAZDA				

MAKE	MODEL	Wiper Delay	Washer	Repair
Year	Notes	Pos	Pump	Kit
MAZDA (cont.)				
323				
1994-1990		Front	67-31	---
		Rear	67-14	---
1989		All	67-14	---
1988-1987	Except Wagon	All	67-14	---
	Wagon	Front	67-14	---
		Rear	67-31	---
1986		All	67-14	---
626				
2002-1993		All	67-34	---
1992-1990		Front	67-31	---
		Rear	67-14	---
1989-1988		All	67-31	---
1987-1983		All	67-14	---
1982-1981	w/o 6.7L Tank	All	67-14 ¹¹	---
1980-1979		All	67-14	---
929				
1995-1988		All	67-31	---
B-SERIES TRUCK				
2001-1999		All	67-27	---
1998-1994		All	67-29	---
1993-1990		All	67-14	---
1989-1986	w/o 6.5L Tank	All	67-14	---
1984-1977		All	67-14	---
COSMO				
1978-1976		All	67-14	---
GLC				
1985-1977		All	67-14	---
MIATA				
2005-1999		All	67-31	---
1997	w/o ABS Brakes	All	67-31	---
1996-1990		All	67-31	---
MILLENNIA				
2002-1995	w/o 5.5L Tank	All	67-31	---
MPV				
2006-2000		All	67-31	---
1998-1996		Rear	67-14	---
1995-1989		Front	67-31	---
		Rear	67-14	---
MX-3				
1996-1992		Front	67-31	---
		Rear	67-14	---
MX-6				
1997-1993		All	67-34	---
1992-1990		Front	67-31	---
		Rear	67-14	---
1989-1988		All	67-31	---
NAVAJO				
1994-1991		Front	62-01	---
		Rear	67-29	---

¹¹Screw Mounted Pump

MAKE	MODEL	Wiper Delay	Washer	Repair
Year	Notes	<input type="checkbox"/> Pos	Pump	Kit
MAZDA (cont.)				
PROTEGE				
2000-1995		All	67-31	---
1994-1990		Front	67-31	---
		Rear	67-14	---
RX-3				
1978-1973		All	67-14	---
RX-4				
1978-1974		All	67-14	---
RX-7				
1995-1993		Front	67-31	---
		Rear	67-14	---
1991-1986		Front	67-31	---
		Rear	67-14	---
1985-1979		Front	67-14	---
TRIBUTE				
2006-2001		All	67-38	---
MERCEDES-BENZ				
190 SERIES				
1993-1984		All	67-20	---
230 SERIES				
1978		All	67-20	---
240 SERIES				
1983-1978		All	67-20	---
260 SERIES				
1989-1987		All	67-20	---
280 SERIES				
1981-1978		All	67-20	---
300 SERIES				
1993-1978		All	67-20	---
350 SERIES				
1991-1990		All	67-20	---
380 SERIES				
1985-1981		All	67-20	---
400 SERIES				
1993-1992		All	67-20	---
420 SERIES				
1991-1986		All	67-20	---
500 SERIES				
1993-1990		All	67-20	---
1985-1984		All	67-20	---
560 SERIES				
1991-1986		All	67-20	---
600 SERIES				
1993-1992		All	67-20	---
C-CLASS				
2004-2001		All	67-15	---
1999-1997		All	67-15	---
1996-1994		All	67-20	---

MAKE	MODEL	Wiper Delay	Washer	Repair
Year	Notes	<input type="checkbox"/> Pos	Pump	Kit
MERCEDES-BENZ (cont.)				
CL-CLASS				
1999		All	67-20	---
1998		All	67-15	---
CLK-CLASS				
1999-1998		All	67-15	---
E-CLASS				
1999-1998		All	67-15	---
1997-1994		All	67-20	---
G-CLASS				
2008-2002		All	67-15	---
M-CLASS				
2007-1998		All	67-15	---
S-CLASS				
2004-1997		All	67-15	---
1996-1994		All	67-20	---
SL-CLASS				
2008-2007		All	67-15	---
2004-2000		All	67-20	---
1999-1997		All	67-15	---
1996-1994		All	67-20	---
SLK-CLASS				
1999-1998		All	67-15	---
SLR MCLAREN				
2008-2005		All	67-15	---
MERCURY				
BOBCAT				
1980-1975		All	62-01	---
CAPRI				
1986-1979		Front	62-01	---
COLONY PARK				
1991-1987		All	62-01	---
1974-1969		All	62-01	---
COMET				
1977-1971		All	62-01	---
1969		All	62-01	---
COUGAR				
2002-1999	w/ Rear Wiper	All	67-39	---
	w/o Rear Wiper	All	67-11	---
1997-1989		All	67-29	---
1988-1983		All	62-01	---
1982		Front	62-01	---
1981-1969		All	62-01	---
GRAND MARQUIS				
2011-2000		All	67-27	---
1999-1992		All	67-29	---
1991-1975		All	62-01	---
LN7				
1983-1982		Front	62-01	---

MAKE	MODEL	Wiper Delay	Washer	Repair
Year	Notes	Pos	Pump	Kit
MERCURY (cont.)				
LYNX				
1987-1981		Front	62-01	---
MARAUDER				
1970-1969		All	62-01	---
MARINER				
2011-2008		All	67-32	---
2007-2005		All	67-38	---
MARQUIS				
1986-1983		Front	62-01	---
1982-1976		All	62-01	---
1974-1969		All	62-01	---
MILAN				
2011-2006		All	67-28	---
MONARCH				
1980-1975		All	62-01	---
MONTEGO				
2007-2005		All	67-27	---
1976-1969		All	62-01	---
MONTEREY				
2007		All	67-24	---
2006		All	67-27	---
2005	From 1/10/05	All	67-24	---
	To 1/10/05	All	67-27	---
2004		All	67-27	---
1974-1969		All	62-01	---
MOUNTAINEER				
2010-1998		All	67-24	---
1997		All	67-29	---
MYSTIQUE				
2000-1999		All	67-38	---
1998-1995		All	67-11	---
SABLE				
2009		All	67-36	---
2008		All	67-33	---
2005-2002		All	67-27	---
2001-1997		Rear	67-29	---
	Exposed Connector	Front	67-29	---
	Molded Connector	Front	67-27	---
1996-1990		All	67-29	---
1989-1986		Front	62-01	---
		Rear	67-29	---
TOPAZ				
1994-1984		All	62-01	---
TRACER				
1999-1997		All	67-38	---
1996-1992		All	67-31	---
1989		All	67-14	---
1988		Front	67-14	---
	Wagon	Rear	67-31	---
1987	Hatchback	Rear	67-14	---

MAKE	MODEL	Wiper Delay	Washer	Repair
Year	Notes	Pos	Pump	Kit
MERCURY (cont.)				
VILLAGER				
2002-1993		Front	67-18	---
		Rear	67-16	---
ZEPHYR				
1983-1978		Front	62-01	---
MITSUBISHI				
3000GT				
1999-1991		All	67-34	---
CORDIA				
1988-1983		All	67-34	---
DIAMANTE				
2004-1995		Front	67-34	---
1994-1992	Sedan	Front	67-34	---
ECLIPSE				
2012-2007		All	67-35	---
2006	Coupe	Front	67-35	---
2005-2000		Front	67-51	---
1999-1997	Except Turbo	All	67-34	---
	Spyder	All	67-29	---
	Turbo	Front	67-29	---
		Rear	67-34	---
1996	Except Turbo	All	67-34	---
	Spyder	All	67-34	---
	Turbo	Front	67-29	---
		Rear	67-34	---
1995	Except Turbo	All	67-34	---
	Turbo	Front	67-29	---
		Rear	67-34	---
1994-1990		Front	67-31	---
		Rear	67-34	---
ENDEAVOR				
2011-2010		Front	67-35	---
2008-2004		All	67-35	---
GALANT				
2012-2004		All	67-35	---
2003-1999		All	67-51	---
1998-1989		All	67-34	---
1988	Anti-Lock Brakes	All	67-31	---
	w/o ABS Brakes	All	67-34	---
1987-1985		All	67-34	---
LANCER				
2007-2002		Front	67-34	---
MIGHTY MAX				
1996-1989		All	67-34	---
1987-1983		All	67-34	---
MIRAGE				
2002-1985		All	67-34	---

MAKE	MODEL	Wiper Delay	Washer	Repair
Year	Notes	Pos	Pump	Kit
MITSUBISHI (cont.)				
MONTERO				
2006-2003		Rear	67-34	---
2002-2001		Front	67-31	---
		Rear	67-34	---
2000-1990		All	67-34	---
1989-1983		Front	67-14	---
		Rear	67-34	---
MONTERO SPORT				
2004-2002		Front	67-05	---
		Rear	67-34	---
2001-1997		Rear	67-34	---
PRECIS				
1993-1990		All	67-31	---
1989-1988		All	67-34	---
1987	From 2/87	All	67-34	---
	To 1/87	All	67-31	---
RAIDER				
2009-2007		Front	67-12	---
SIGMA				
1990-1989	w/ ABS	All	67-31	---
	w/o ABS	All	67-34	---
STARION				
1989-1983		Front	67-31	---
		Rear	67-34	---
TREDIA				
1988-1983		All	67-34	---
VAN				
1990-1987		Front	67-14	---
		Rear	67-34	---
NISSAN				
200SX				
1998-1995		All	67-18	---
240SX				
1998-1995		All	67-17	---
1994-1989		All	67-21	---
300ZX				
1994-1990		Rear	67-21	---
	2 Seat (Pump in Tank)	Front	67-21	---
	4 Seat	Front	67-21	---
1989-1984		All	67-21	---
350Z				
2009-2003		All	67-52	---
370Z				
2012-2009		All	67-52	---
ALTIMA				
2012-2008		All	67-35	---
2003-1993		All	67-17	---

MAKE	MODEL	Wiper Delay	Washer	Repair
Year	Notes	Pos	Pump	Kit
NISSAN (cont.)				
AXXESS				
1990		All	67-21	---
FRONTIER				
2005-1998		All	67-17	---
GT-R				
2012-2009		All	67-52	---
MAXIMA				
2012-2010		All	67-35	---
2001-1995		All	67-17	---
1994-1987		All	67-21	---
1986-1985		Front	67-21	---
MURANO				
2013-2009		All	67-45	---
2007-2003		All	67-45	---
NX				
1993-1991		Front	67-18	---
		Rear	67-21	---
PATHFINDER				
2004-1996		All	67-17	---
PICKUP				
1997		All	67-18	---
1996	From 1/96	All	67-18	---
PULSAR (NX)				
1990-1988		All	67-21	---
QUEST				
2013-2011		All	67-45	---
2009-2005		All	67-45	---
2004		Front	67-18	---
		Rear	67-16	---
2002-1993		Front	67-18	---
		Rear	67-16	---
ROGUE				
2013-2008		All	67-45	---
SENTRA				
2006	To 9/06	All	67-17	---
2005-1999		All	67-17	---
1998-1991		All	67-18	---
1990-1987		All	67-21	---
STANZA				
1992-1987		All	67-21	---
1986		Front	67-21	---
VERSA				
2012		Front	67-18	---
2011	From 6/11	Front	67-18	---
	Sedan, To 6/11	All	67-35	---
2010-2007	Sedan	All	67-35	---
XTERRA				
2004-2000		Front	67-17	---

MAKE	MODEL	Wiper Delay	Washer	Repair
Year	Notes	Pos	Pump	Kit
OLDSMOBILE				
442				
1971-1969	w/o Shift Lever Wiper Control	All	61-02 ¹²	---
1968		All	61-02	---
88				
1999-1997		All	61-18	---
	One Way Check Valve		---	48-21
1996-1993		Front	61-18	---
		Rear	61-20	---
	One Way Check Valve		---	48-21
1992		Front	67-37	---
		Rear	61-20	---
	One Way Check Valve		---	48-21
98				
1996-1993		Front	61-18	---
		Rear	61-20	---
	One Way Check Valve		---	48-21
1992-1991		Front	67-37	---
		Rear	61-20	---
	One Way Check Valve		---	48-21
1990-1987		All	67-37	---
	One Way Check Valve		---	48-21
1986-1985		All	61-12	---
1984-1982		N All	---	61-06
	Angled Nozzles	Y All	---	61-08
	Pump Only	Y All	61-16	---
	Straight Nozzles	Y All	---	61-06
	w/ Circuit Delay Board	Y All	61-19	---
1981	Angled Nozzles	All	---	61-08
	Pump Only	Y All	61-16	---
	Straight Nozzles	All	---	61-06
	w/ Circuit Delay Board	Y All	61-19	---
1980		Y All	---	61-08
		N All	---	61-06
	Pump Only	Y All	61-16	---
	w/ Circuit Delay Board	Y All	61-19	---
1979-1974		Y All	---	61-08
		N All	---	61-06
	Pump Only	Y All	61-16	---
1973-1968		All	---	61-06
1965-1963	One Speed Wiper Motor	All	61-02	---
ACHIEVA				
1998-1994		All	61-18	---
	One Way Check Valve		---	48-21
	Solvent Level Switch Kit		---	48-20
1993-1992		All	67-37	---
	One Way Check Valve		---	48-21
ALERO				
2004-1999		All	61-18	---
	One Way Check Valve		---	48-21
	Solvent Level Switch Kit		---	48-20

MAKE	MODEL	Wiper Delay	Washer	Repair
Year	Notes	Pos	Pump	Kit
OLDSMOBILE (cont.)				
AURORA				
2003-2001		All	61-18	---
	One Way Check Valve		---	48-21
1999-1995		All	61-18	---
	One Way Check Valve		---	48-21
	Solvent Level Switch Kit		---	48-20
BRAVADA				
2004-1996		Front	61-18	---
		Rear	61-20	---
	One Way Check Valve		---	48-21
1994-1993		Front	61-18	---
		Rear	61-20	---
	One Way Check Valve		---	48-21
1992-1991		Front	67-37	---
		Rear	61-20	---
	One Way Check Valve		---	48-21
CUSTOM CRUISER				
1992-1991		Front	67-37	---
		Rear	61-20	---
	One Way Check Valve		---	48-21
1990-1987		N All	---	61-06
	Angled Nozzles	Y All	---	61-08
	Pump Only	Y All	61-16	---
	Straight Nozzles	Y All	---	61-06
	One Way Check Valve		---	48-21
	w/ Circuit Delay Board	Y All	61-19	---
1986-1982		N All	---	61-06
	Angled Nozzles	Y All	---	61-08
	Pump Only	Y All	61-16	---
	Straight Nozzles	Y All	---	61-06
	w/ Circuit Delay Board	Y All	61-19	---
1981	Angled Nozzles	All	---	61-08
	Pump Only	Y All	61-16	---
	Straight Nozzles	All	---	61-06
	w/ Circuit Delay Board	Y All	61-19	---
1980		Y All	---	61-08
		N All	---	61-06
	Pump Only	Y All	61-16	---
	w/ Circuit Delay Board	Y All	61-19	---
1979-1974		Y All	---	61-08
		N All	---	61-06
	Pump Only	Y All	61-16	---
1973-1970		All	---	61-06
CUTLASS				
1999-1997		All	61-18	---
	One Way Check Valve		---	48-21
1987-1985		All	61-13	---
1981-1980		Y All	---	61-08
		N All	---	61-06
	Pump Only	Y All	61-16	---
	w/ Circuit Delay Board	Y All	61-19	---

¹²w/o Concealed Wipers

MAKE	MODEL	Wiper Delay	Washer	Repair
Year	Notes	Pos	Pump	Kit
OLDSMOBILE (cont.)				
CUTLASS (cont.)				
1977-1975		Y All	---	61-08
		N All	---	61-06
	Pump Only	Y All	61-16	---
1974-1973		All	---	61-06
1972-1971		All	---	61-06
	w/o Shift Lever Wiper Control	All	61-02 ¹²	---
1970-1969	w/o Shift Lever Wiper Control	All	61-02 ¹²	61-06 ¹²
1968-1963		All	61-02	---
CUTLASS CALAIS, CALAIS				
1991-1988		All	67-37	---
	One Way Check Valve		---	48-21
1987-1985		All	61-13	---
CUTLASS CIERA				
1996-1994		All	67-09	---
1993-1992		All	61-18	---
	One Way Check Valve		---	48-21
1991-1987		Front	67-37	---
		Rear	61-12	---
	One Way Check Valve		---	48-21
1986-1984		Front	61-13	---
		Rear	61-15	---
1983-1982		Y All	---	61-08
		N All	---	61-06
	Pump Only	Y All	61-16	---
	w/ Circuit Delay Board	Y All	61-19	---
CUTLASS CRUISER				
1990-1987		Front	67-37	---
		Rear	61-12	---
	One Way Check Valve		---	48-21
1983-1982	Pump Only	Y All	61-16	---
	w/ Circuit Delay Board	Y All	61-19	---
1981		Y All	---	61-08
		N All	---	61-06
	Pump Only	Y All	61-16	---
	w/ Circuit Delay Board	Y All	61-19	---
1980	Pump Only	Y All	61-16	---
	w/ Circuit Delay Board	Y All	61-19	---
CUTLASS SALON				
1987-1985		All	61-13	---
1981-1980		Y All	---	61-08
		N All	---	61-06
	Pump Only	Y All	61-16	---
	w/ Circuit Delay Board	Y All	61-19	---
1979-1975		Y All	---	61-08
		N All	---	61-06
	Pump Only	Y All	61-16	---
CUTLASS SUPREME				
1997-1992		All	61-18	---
	One Way Check Valve		---	48-21
1991-1989		All	67-37	---

¹²w/o Concealed Wipers

MAKE	MODEL	Wiper Delay	Washer	Repair
Year	Notes	Pos	Pump	Kit
OLDSMOBILE (cont.)				
CUTLASS SUPREME (cont.)				
1991-1989	One Way Check Valve		---	48-21
1988	FWD	All	67-37	---
	RWD	All	61-13	---
	One Way Check Valve		---	48-21
1987-1984		All	61-13	---
1983-1982	Pump Only	Y All	61-16	---
	w/ Circuit Delay Board	Y All	61-19	---
1981-1980		Y All	---	61-08
		N All	---	61-06
	Pump Only	Y All	61-16	---
	w/ Circuit Delay Board	Y All	61-19	---
1979-1975		Y All	---	61-08
		N All	---	61-06
	Pump Only	Y All	61-16	---
1974-1973		All	---	61-06
1972-1971	w/o Shift Lever Wiper Control	All	61-02 ¹²	61-06 ¹²
1970-1969	w/o Shift Lever Wiper Control	All	---	61-06 ¹²
CUTLASS TIARA				
1976		Y All	---	61-08
		N All	---	61-06
	Pump Only	Y All	61-16	---
CUTLASS VISTA CRUISER				
1975	Pump Only	Y All	61-16	---
	w/ Circuit Delay Board	Y All	61-19	---
1972-1969	Exc Shift Lever Wiper Control	All	61-02 ¹²	---
1968-1967		All	61-02	---
1966-1964	One Speed Wiper Motor	All	61-02	---
DELTA 88				
1991		Front	67-37	---
		Rear	61-20	---
	One Way Check Valve		---	48-21
1990-1987		All	67-37	---
	One Way Check Valve		---	48-21
1986		All	61-12	---
1985-1982		N All	---	61-06
	Angled Nozzles	Y All	---	61-08
	Pump Only	Y All	61-16	---
	Straight Nozzles	Y All	---	61-06
	w/ Circuit Delay Board	Y All	61-19	---
1981	Angled Nozzles	All	---	61-08
	Pump Only	Y All	61-16	---
	Straight Nozzles	All	---	61-06
	w/ Circuit Delay Board	Y All	61-19	---
1980		Y All	---	61-08
		N All	---	61-06
	Pump Only	Y All	61-16	---
	w/ Circuit Delay Board	Y All	61-19	---
1979-1974		Y All	---	61-08
		N All	---	61-06
	Pump Only	Y All	61-16	---

MAKE	MODEL	Wiper Delay	Washer	Repair
Year	Notes	Pos	Pump	Kit
OLDSMOBILE (cont.)				
DELTA 88 (cont.)				
1973-1968		All	---	61-06
1966-1965	One Speed Wiper Motor	All	61-02	---
F85				
1972-1969	w/o Shift Lever Wiper Control	All	61-02 ¹²	---
1968-1967		All	61-02	---
1966-1963	One Speed Wiper Motor	All	61-02	---
FIRENZA				
1988		Front	67-37	---
		Rear	61-12	---
	One Way Check Valve		---	48-21
1987-1984		Front	61-15	---
		Rear	61-12	---
1983-1982		All	61-05	---
INTRIGUE				
2002-1999		All	61-18	---
	One Way Check Valve		---	48-21
1998	1st Design	All	67-10 ¹	---
	2nd Design	All	61-18 ²	---
	One Way Check Valve		---	48-21
LSS				
1999-1997		All	61-18	---
	One Way Check Valve		---	48-21
1996		Front	61-18	---
		Rear	61-20	---
	One Way Check Valve		---	48-21
OMEGA				
1984-1975		All	61-05	---
1974-1973		All	61-02	61-06
REGENCY				
1998-1997		All	61-18	---
	One Way Check Valve		---	48-21
SILHOUETTE				
2004-1997		Front	61-18	---
		Rear	61-20	---
	One Way Check Valve		---	48-21
1996-1993		Front	61-20	---
		Rear	61-18	---
	One Way Check Valve		---	48-21
1992-1990		Front	61-20	---
		Rear	67-37	---
	One Way Check Valve		---	48-21
STARFIRE				
1980-1975		All	61-05	---
TORONADO				
1992		All	61-18	---
	One Way Check Valve		---	48-21
1991-1988		All	67-37	---
	One Way Check Valve		---	48-21
1987-1986		All	61-13	---
1985-1982	Angled Nozzles	All	---	61-08

MAKE	MODEL	Wiper Delay	Washer	Repair
Year	Notes	Pos	Pump	Kit
OLDSMOBILE (cont.)				
TORONADO (cont.)				
1985-1982	Pump Only	All	61-16	---
	Straight Nozzles	All	---	61-06
	w/ Circuit Delay Board	All	61-19	---
1981		N All	---	61-06
	Angled Nozzles	Y All	---	61-08
	Pump Only	Y All	61-16	---
	Straight Nozzles	Y All	---	61-06
	w/ Circuit Delay Board	Y All	61-19	---
1980		Y All	---	61-08
		N All	---	61-06
	Pump Only	Y All	61-16	---
	w/ Circuit Delay Board	Y All	61-19	---
1979-1974		Y All	---	61-08
		N All	---	61-06
	Pump Only	Y All	61-16	---
1973-1972		All	---	61-06
1971-1970	w/o Shift Lever Wiper Control	All	---	61-06
1969-1968		All	---	61-06
PLYMOUTH				
ACCLAIM				
1995-1989		All	64-02	---
BARRACUDA				
1974-1972	Electric Pump	All	64-01	---
1971-1967	Electric Pump	All	63-01	---
BELVEDERE				
1970		All	63-01	---
1969-1967	Electric Pump	All	63-01	---
CARAVELLE				
1988-1986		All	64-02	---
1985		All	64-01	---
CHAMP				
1982-1979		All	67-34	---
COLT				
1992	Except Vista	All	67-34	---
1991-1979		All	67-34	---
CONQUEST				
1986-1984		All	67-34	---
CUDA				
1974-1973		All	64-01	---
1972-1970		All	63-01	---
DUSTER				
1976-1975		All	63-01	---
1974-1971	Electric Pump	All	63-01	---
FURY SERIES				
1978-1977		All	64-01	---
1976	From 11/24/75	All	64-01	---
	To 11/23/75	All	63-01	---
1975		All	63-01	---
1974-1973	w/ Cruise Control	All	64-01	---

¹Inlet at 90 Degree to Pump; ²Inlet Vertical with Pump; ¹²w/o Concealed Wipers

MAKE	MODEL	Wiper Delay	Washer	Repair
Year	Notes	<input type="checkbox"/> Pos	Pump	Kit
PLYMOUTH (cont.)				
FURY SERIES (cont.)				
1974-1973	w/o Cruise Control	All	63-01	---
1972		All	64-01	---
1971-1970		All	63-01	---
1969-1967	Electric Pump	All	63-01	---
GRAN FURY				
1989-1980		All	63-01	---
1977-1972		All	63-01	---
HORIZON				
1990-1978		Front	64-01	---
		Rear	63-01	---
LASER				
1994-1990		All	67-31	---
NEON				
2001-2000		All	67-33	---
1999-1995		All	67-06	---
PB-SERIES VAN				
1983-1974		All	63-01	---
PROWLER				
2001-2000		All	64-02	---
RELIANT				
1989-1986		Front	64-02	---
		Rear	64-01	---
1985-1981		All	64-01	---
ROADRUNNER				
1974-1973	w/ Cruise Control	All	64-01	---
	w/o Cruise Control	All	63-01	---
1972		All	64-01	---
1971-1970		All	63-01	---
1969-1968	Electric Pump	All	63-01	---
SAPPORO				
1983		All	67-31	---
SATELLITE				
1974-1973	w/ Cruise Control	All	64-01	---
	w/o Cruise Control	All	63-01	---
1972		All	64-01	---
1971-1970		All	63-01	---
1969-1967	Electric Pump	All	63-01	---
SCAMP				
1976-1975		All	63-01	---
1974-1971	Electric Motor	All	63-01	---
SUNDANCE				
1994-1987		All	64-02	---
TRAILDUSTER				
1981-1974		All	63-01	---
TURISMO				
1985		Front	64-01	---
		Rear	63-01	---
1983		Front	64-01	---
		Rear	63-01	---

MAKE	MODEL	Wiper Delay	Washer	Repair
Year	Notes	<input type="checkbox"/> Pos	Pump	Kit
PLYMOUTH (cont.)				
VALIANT				
1976-1975		All	63-01	---
1974-1971	Electric Pump	All	63-01	---
VOLARE				
1980-1976		All	63-01	---
VOYAGER, GRAND VOYAGER				
2000-1996		All	67-23	---
1995-1994		All	67-07	---
1993-1991		Front	64-01	---
		Rear	63-01	---
1990-1984		All	63-01	---
PONTIAC				
6000				
1991-1989		All	67-37	---
	One Way Check Valve		---	48-21
1988-1987		Front	67-37	---
		Rear	61-12	---
	One Way Check Valve		---	48-21
1986-1984		Front	61-13	---
		Rear	61-12	---
1983-1982	Angled Nozzles	All	---	61-08
	Pump Only	Y All	61-16	---
	Straight Nozzles	All	---	61-06
	w/ Circuit Delay Board	Y All	61-19	---
ASTRE				
1977-1975		All	61-05	---
AZTEK				
2005-2001		All	61-18	---
	One Way Check Valve		---	48-21
BONNEVILLE				
2005-1992		All	61-18	---
	One Way Check Valve		---	48-21
1991-1988		All	67-37	---
	One Way Check Valve		---	48-21
1987-1984		All	61-13	---
1983-1980		Y All	---	61-08
		N All	---	61-06
	Pump Only	Y All	61-16	---
	w/ Circuit Delay Board	Y All	61-19	---
1979-1975		Y All	---	61-08
		N All	---	61-06
	Pump Only	Y All	61-16	---
1974-1968		All	---	61-06
CATALINA				
1981-1980		Y All	---	61-08
		N All	---	61-06
	Pump Only	Y All	61-16	---
	w/ Circuit Delay Board	Y All	61-19	---
1979-1975		Y All	---	61-08
		N All	---	61-06
	Pump Only	Y All	61-16	---

MAKE	MODEL	Wiper Delay	Washer	Repair
Year	Notes	Pos	Pump	Kit
PONTIAC (cont.)				
CATALINA (cont.)				
1974-1968		All	---	61-06
FIERO				
1988-1984		All	61-15	---
FIREBIRD				
2002-1993		All	61-18	---
	One Way Check Valve		---	48-21
1992-1989		All	67-37	---
	One Way Check Valve		---	48-21
1988		Front	67-37	---
		Rear	61-12	---
	One Way Check Valve		---	48-21
1987-1984		Front	61-13	---
		Rear	61-12	---
1983-1982		Y Front	---	61-08
		N Front	---	61-06
		Rear	61-12	---
	Pump Only	Front	61-16	---
	w/ Circuit Delay Board	Front	61-19	---
1981-1980		N All	---	61-06
	Pump Only	Y All	61-16	---
	w/ Circuit Delay Board	Y All	61-19	---
1979	Pump Only	Y All	61-16	---
	Tank Mounted Pump	All	---	61-08 ¹³
	Tank Mounted Pump	All	---	61-06 ¹⁴
1978-1975		N All	61-05	---
	Pump Only	Y All	61-16	---
	Tank Mounted Pump	All	---	61-08 ¹³
	Tank Mounted Pump	All	---	61-06 ¹⁴
1974-1968		All	---	61-06
	w/o Concealed Wipers	All	61-02	---
1967		All	---	61-06
FIREFLY				
1999-1995		All	67-18	---
1994		All	67-31	---
1991-1985		All	67-31	---
G5				
2009-2007		All	67-41	---
G6				
2010-2005		All	67-42	---
G8				
2009-2008		All	67-56	---
GRAND AM				
2005-1999		All	61-18	---
	One Way Check Valve		---	48-21
	Solvent Level Switch Kit		---	48-20
1998-1993		All	61-18	---
	One Way Check Valve		---	48-21
1992-1988		All	67-37	---
	One Way Check Valve		---	48-21
1987-1985		All	61-13	---

MAKE	MODEL	Wiper Delay	Washer	Repair
Year	Notes	Pos	Pump	Kit
PONTIAC (cont.)				
GRAND AM (cont.)				
1980		N All	61-05	---
	Pump Only	Y All	61-16	---
	w/ Circuit Delay Board	Y All	61-19	---
1979-1978		N All	61-05	---
	Pump Only	Y All	61-16	---
1975		N All	61-05	---
	Pump Only	Y All	61-16	---
1974-1973		All	---	61-06
	w/o Concealed Wipers	All	61-02	---
GRAND LEMANS				
1983		Y All	---	61-08
		N All	---	61-06
	Pump Only	Y All	61-16	---
	w/ Circuit Delay Board	Y All	61-19	---
1982	Pump Only	Y All	61-16	---
	w/ Circuit Delay Board	Y All	61-19	---
1981-1980		Y All	---	61-08
		N All	---	61-06
	Pump Only	Y All	61-16	---
	w/ Circuit Delay Board	Y All	61-19	---
1979-1975	Exc Tank Mounted Pump	All	---	61-08 ¹³
	Exc Tank Mounted Pump	All	---	61-06 ¹⁴
	Pump Only	Y All	61-16	---
GRAND PRIX				
2008-2006		All	67-60	---
2005-2004		All	67-12	---
2003-1999		All	61-18	---
	One Way Check Valve		---	48-21
1998	1st Design	All	67-10 ¹	---
	2nd Design	All	61-18 ²	---
	One Way Check Valve		---	48-21
1997-1992		All	61-18	---
	One Way Check Valve		---	48-21
1991-1989		All	67-37	---
	One Way Check Valve		---	48-21
1987-1984		All	61-13	---
1983-1980		Y All	---	61-08
		N All	---	61-06
	Pump Only	Y All	61-16	---
	w/ Circuit Delay Board	Y All	61-19	---
1979-1975		Y All	---	61-08
		N All	---	61-06
	Pump Only	Y All	61-16	---
1974-1968		All	---	61-06
GRAND SAFARI				
1978-1975	Exc Tank Mounted Pump	All	---	61-08 ¹³
	Exc Tank Mounted Pump	All	---	61-06 ¹⁴
	Pump Only	Y All	61-16	---
1974-1971		All	---	61-06

¹Inlet at 90 Degree to Pump; ²Inlet Vertical with Pump; ¹³w/ Wiper Delay; ¹⁴w/o Wiper Delay

MAKE	MODEL	Wiper Delay	Washer	Repair
Year	Notes	<input type="checkbox"/> Pos	Pump	Kit
PONTIAC (cont.)				
GRANDVILLE				
1975		Y All	---	61-08
		N All	---	61-06
	Pump Only	Y All	61-16	---
1974-1971		All	---	61-06
J2000 (SUNBIRD)				
1985-1984		Front	61-15	---
		Rear	61-12	---
1983-1982		All	61-05	---
LAURENTIAN				
1981-1980	Pump Only	Y All	61-16	---
	w/ Circuit Delay Board	Y All	61-19	---
1979-1976	Pump Only	Y All	61-16	---
LEMANS				
1993-1988		All	67-19	---
1981-1980		Y All	---	61-08
		N All	---	61-06
	Pump Only	Y All	61-16	---
	w/ Circuit Delay Board	Y All	61-19	---
1979-1975	Exc Tank Mounted Pump	All	---	61-08 ¹³
	Exc Tank Mounted Pump	All	---	61-06 ¹⁴
	Pump Only	Y All	61-16	---
1974-1968		All	---	61-06
	w/o Concealed Wipers	All	61-02	---
1967-1963		All	61-02	61-06
MONTANA				
2005-1999		Front	61-18	---
		Rear	61-20	---
	One Way Check Valve		---	48-21
PARISIENNE				
1986-1984	Pump Only	Y All	61-16	---
	w/ Circuit Delay Board	Y All	61-19	---
1983		All	---	61-08
	Pump Only	Y All	61-16	---
	w/ Circuit Delay Board	Y All	61-19	---
1982		All	---	61-08
PHOENIX				
1984-1977		All	61-05	---
SOLSTICE				
2009-2006		All	67-41	---
SUNBIRD				
1994-1993		All	61-18	---
	One Way Check Valve		---	48-21
1992-1989		All	67-37	---
	One Way Check Valve		---	48-21
1988		Front	67-37	---
		Rear	61-12	---
	One Way Check Valve		---	48-21
1987-1986		Front	61-15	---
		Rear	61-12	---
1980-1976		All	61-05	---

¹³w/ Wiper Delay; ¹⁴w/o Wiper Delay

MAKE	MODEL	Wiper Delay	Washer	Repair
Year	Notes	<input type="checkbox"/> Pos	Pump	Kit
PONTIAC (cont.)				
SUNFIRE				
2005-1995		All	61-18	---
	One Way Check Valve		---	48-21
T1000				
1987-1981		All	61-05	---
TEMPEST				
1991-1987		All	67-19	---
1970-1968		All	---	61-06
	w/o Concealed Wipers	All	61-02	---
1967-1963		All	61-02	61-06
TORRENT				
2009-2006		Front	67-13	---
TRANS SPORT				
1999-1997		Front	61-18	---
		Rear	61-20	---
	One Way Check Valve		---	48-21
1996-1993		Front	61-20	---
		Rear	61-18	---
	One Way Check Valve		---	48-21
1992-1990		Front	61-20	---
		Rear	67-37	---
	One Way Check Valve		---	48-21
VENTURA				
1977-1975	Exc Tank Mounted Pump	All	---	61-08 ¹³
	Exc Tank Mounted Pump	All	---	61-06 ¹⁴
	Pump Only	Y All	61-16	---
1974-1971		All	---	61-06
	w/o Concealed Wipers	All	61-02	---
VIBE				
2010-2009		All	67-28	---
PORSCHE				
911				
2005-1997		Front	67-15	---
BOXSTER				
2004-1997		Front	67-15	---
CAYENNE				
2011-2008		All	67-32	---
2006-2003		All	67-32	---
RAM				
C/V				
2013-2012		All	67-32	---
DAKOTA				
2011		All	67-12	---
TRUCK				
2012-2011		All	67-46	---
RENAULT				

MAKE	MODEL	Wiper Delay	Washer	Repair
Year	Notes	Pos	Pump	Kit
RENAULT (cont.)				
ALLIANCE				
1987-1983		All	64-01	---
ENCORE				
1986-1984		All	64-01	---
SAAB				
9-3				
2003-1999	Convertible	All	67-08	---
900				
1998-1996	w/o Rear Wiper	All	67-08	---
1995	w/o Rear Wiper	All	67-19 ¹⁵	---
	w/o Rear Wiper	All	67-08 ¹⁶	---
1994	w/o Rear Wiper	All	67-19	---
1993-1985		All	67-20	---
9000				
1998-1992		All	67-08	---
1991-1986		All	67-20	---
SATURN				
AURA				
2009-2007		Front	67-42	---
SC-SERIES				
2002-1991		All	67-31	---
SKY				
2010-2007		All	67-41	---
SL-SERIES				
2002-1991		All	67-31	---
SW-SERIES				
2001-1993		All	67-31	---
VUE				
2007-2002		Front	67-13	---
SCION				
TC				
2011-2005		All	67-28	---
XB				
2011-2008		All	67-28	---
XD				
2011-2008		All	67-28	---
SUBARU				
BAJA				
2006-2003		Front	67-22	---
DL				
1989-1985		Front	67-34	---
		Rear	67-05	---
FORESTER				
2005-1998		Front	67-22	---
		Rear	67-05	---
GL				
1989-1985		Front	67-34	---
		Rear	67-05	---

MAKE	MODEL	Wiper Delay	Washer	Repair
Year	Notes	Pos	Pump	Kit
SUBARU (cont.)				
GL-10				
1989-1985		Front	67-34	---
		Rear	67-05	---
IMPREZA				
2005-1997		Front	67-22	---
		Rear	67-05	---
1996-1995		Front	67-22	---
1994-1993		All	67-22	---
JUSTY				
1995-1987		All	67-34	---
LEGACY				
2004-1990		Front	67-22	---
		Rear	67-05	---
LOYALE				
1994-1990		Front	67-34	---
		Rear	67-05	---
OUTBACK				
2004-2001		Front	67-22	---
		Rear	67-05	---
RX				
1989-1986		Front	67-34	---
		Rear	67-05	---
STANDARD				
1987-1985		Front	67-34	---
		Rear	67-05	---
SVX				
1997-1992		All	67-34	---
XT				
1991-1985		All	67-34	---
SUZUKI				
AERIO				
2007-2002		All	67-34	---
ESTEEM				
2002-1995		All	67-34	---
FORSA				
1988-1987		Front	67-34	---
		Rear	67-31	---
1986		All	67-34	---
GRAND VITARA				
2006-1999		All	67-34	---
SAMURAI				
1995-1985		All	67-34	---
SIDEKICK				
1998-1989		All	67-34	---
SWIFT				
2001-1995		All	67-18	---
1994-1989		All	67-34	---

¹⁵Early Production; ¹⁶Late Production

MAKE	MODEL	Wiper Delay	Washer	Repair
Year	Notes	Pos	Pump	Kit
SUZUKI (cont.)				
VITARA				
2004-1999		All	67-34	---
X-90				
1998-1996		All	67-34	---
XL-7				
2009-2007		Front	67-13	---
2006-2002		All	67-34	---
TOYOTA				
4RUNNER				
2011-2010		All	67-28	---
2009-2005		Rear	67-28	---
2004-2003		All	67-28	---
2002-1996		Front	67-08	---
1995-1984		All	67-08	---
AVALON				
2011-1995		All	67-26	---
CAMRY				
2011-2007		All	67-28	---
2006-1995	Delco Pump	All	67-26	---
	Denso Pump	All	67-08	---
1994		All	67-08	---
1993-1989	Denso Pump	All	67-08	---
1988-1987		All	67-08	---
1986-1984		Rear	67-08	---
1983		All	67-08	---
CELICA				
1999-1990	2Dr	All	67-08	---
1989-1982		All	67-08	---
1981-1980	w/o Cold Spec	All	67-08	---
1979-1978		All	67-08	---
COROLLA				
2011-2009		All	67-28	---
2006-2003		All	67-31	---
2002	From 2/02	All	67-31	---
	To 1/02	All	67-26	---
2001-1998		All	67-26	---
1997-1995	Delco Pump Marked 221387161		67-26	---
1994	From 3/94	Front	67-26 ¹⁷	---
	To 2/94	Front	67-08 ¹⁷	---
1993-1992	Delco Pump	All	67-26	---
	Denso Pump	All	67-08	---
1991-1989		All	67-08	---
1988-1987	Except FX	All	67-08	---
	FX	All	61-20	---
1986		All	67-08	---
1985-1984	Terminals on Top of Pump	Front	67-08	---
1983	Exc Wagon	All	67-08 ¹⁸	---
1982-1980	w/o Cold Spec	All	67-08	---
1979-1977		All	67-08	---

MAKE	MODEL	Wiper Delay	Washer	Repair
Year	Notes	Pos	Pump	Kit
TOYOTA (cont.)				
CORONA				
1982-1979		Rear	67-08	---
1978-1977		All	67-08	---
CRESSIDA				
1992-1985		All	67-08	---
1984		Rear	67-08	---
1983-1981		All	67-08	---
1980		Rear	67-08	---
1979-1978		All	67-08	---
FJ CRUISER				
2010-2007		All	67-28	---
HIGHLANDER				
2011-2004		All	67-28	---
2003	From 8/03	All	67-28	---
LAND CRUISER				
2011-2008		All	67-28	---
2007-1998		Front	67-08	---
1996-1993		Front	67-08	---
1992-1988		All	67-08	---
1987-1981		Rear	67-08	---
MATRIX				
2011-2009		All	67-28	---
2008-2007		Rear	67-31	---
2006-2003		Front	67-31	---
MR2				
1995-1991		All	67-08	---
1989-1985		All	67-08	---
MR2 SPYDER				
2005-2000		All	67-08	---
PASEO				
1998-1997	Denso Pump	All	67-08	---
1996-1992		All	67-08	---
PICKUP				
1995-1992	Denso Pump	All	67-08	---
1991-1984		All	67-08	---
1983-1981	2.4L	All	67-08	---
1980-1977		All	67-08	---
PREVIA				
1996-1991		All	67-08	---
PRIUS				
2011-2004		All	67-28	---
2003-2002	w/ Cold Spec	All	67-08	---
	w/o Cold Spec	All	67-31	---
2001		All	67-08	---
RAV4				
2011-2006		All	67-28	---
2005-2002	w/ Cold Spec	All	67-08	---
	w/o Cold Spec	All	67-31	---
2001-1996		All	67-08	---

¹⁷w/o Rear Wiper; ¹⁸w/o Cold Spec

MAKE	MODEL	Wiper Delay	Washer	Repair
Year	Notes	Pos	Pump	Kit
TOYOTA (cont.)				
SEQUOIA				
2011-2008		All	67-28	---
2007		Rear	67-31	---
SIENNA				
2012-2004		All	67-28	---
2003-1998		Front	67-08	---
SOLARA				
2006-1999		All	67-08	---
STARLET				
1984-1983		All	67-08	---
1982-1981		Rear	67-08	---
	Terminals on Top of Pump	Front	67-08	---
SUPRA				
1992-1986		All	67-08	---
T100				
1998-1993		All	67-08	---
TACOMA				
2011-2005		All	67-28	---
2004-1995		All	67-26	---
TERCEL				
1998-1989		All	67-08	---
1988-1983	Terminals on Top of Pump	Front	67-08	---
1982-1980	w/o Cold Spec	All	67-08	---
TUNDRA				
2011-2007		All	67-28	---
2000		All	67-26	---
VAN				
1989-1984		All	67-08	---
VAN WAGON				
1988		All	67-08	---
VENZA				
2011-2009		All	67-28	---
YARIS				
2012-2007		All	67-28	---
VOLKSWAGEN				
BEETLE				
2012		All	67-15	---
2010-1998		All	67-15	---
CABRIO				
2002-1995		All	67-12	---
CABRIOLET				
1993-1985		All	67-19	---
CC				
2012-2009		All	67-15	---
DASHER				
1981-1974		All	67-19	---
EOS				
2012-2007		All	67-15	---



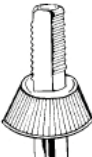
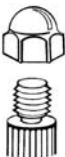



MAKE	MODEL	Wiper Delay	Washer	Repair
Year	Notes	Pos	Pump	Kit
VOLKSWAGEN (cont.)				
EUROVAN				
2003-1999		Front	67-13	---
		Rear	67-12	---
1997-1996		All	67-19	---
1995-1992	w/ Rear Wiper	All	67-13	---
	w/o Rear Wiper	Front	67-19	---
FOX				
1993-1987		All	67-19	---
GOLF				
2011-2010	Hatchback	All	67-32	---
2006-2000	Hatchback	All	67-32	---
1999	Mexican Built	All	67-13	---
	USA Built	All	67-32	---
1998-1993		All	67-13	---
1986-1985		All	67-19	---
GTI				
2011-2006		All	67-32	---
JETTA				
2012-2009	Sedan	All	67-15	---
	Wagon	All	67-32	---
2008-2006		Front	67-15	---
2005-2001	Sedan	All	67-15	---
	Wagon	All	67-32	---
2000		All	67-15	---
1999	Pump Marked 1H5 955 65	All	67-12	---
	Pump Marked 1H6 955 65	All	67-15	---
1998-1993		All	67-12	---
1991-1984		All	67-19	---
1983-1982	From Chassis No. 16-D-27	All	67-19	---
JETTA CITY				
2009	Sedan	All	67-15	---
	Wagon	All	67-32	---
2008-2007		Front	67-15	---
PASSAT				
2012		All	67-15	---
2010-2007	Sedan	All	67-15	---
	Wagon	All	67-32	---
2006	Sedan	All	67-15	---
2005-2000	Sedan	All	67-15	---
	Wagon	All	67-32	---
1999-1998	Sedan	All	67-12	---
	Wagon	All	67-32	---
1997-1992	Sedan	All	67-12	---
	Wagon	All	67-13	---
PASSAT CC				
2010-2009		All	67-15	---
PHAETON				
2004		All	67-15	---

MAKE	MODEL	Wiper Delay	Washer	Repair
Year	Notes	Pos	Pump	Kit
VOLKSWAGEN (cont.)				
QUANTUM				
1988-1982		Front	67-19	---
		Rear	67-19	---
R32				
2008		All	67-32	---
RABBIT				
2009-2006		All	67-32	---
1984-1981		All	67-19	---
1980		All	67-19	---
	German Built	All	67-19	---
		Rear	67-19	---
1979	German Built	Rear	67-19	---
1978-1975		All	67-19	---
SCIROCCO				
1989-1975		All	67-19	---
TIGUAN				
2012-2009		All	67-32	---
TOUAREG				
2012-2004		All	67-32	---
VANAGON				
1991-1988		Front	67-20	---
		Rear	67-19	---
1987-1980		All	67-20	---
VOLVO				
940				
1995-1994	Optional	Rear	67-20	---
960				
1997-1994	Optional	Rear	67-20	---
C70				
2006		Front	67-55	---
2004-1999		Front	67-55	---
1998		Front	67-08	---
S40				
2001-2000	To Chassis No. 463683	All	67-55	---
S60				
2005-2001		All	67-55	---
S70				
2000-1999		Front	67-55	---
1998		Front	67-08	---
S80				
2005-1999		All	67-55	---
S90				
1998	Flat Terminals	Rear	67-08	---
V40				
2001-2000	To Chassis No. 463826	All	67-55	---
V70				
2005-1998		Front	67-55	---



MAKE	MODEL	Wiper Delay	Washer	Repair
Year	Notes	Pos	Pump	Kit
VOLVO (cont.)				
V90				
1998	Flat Terminals	Rear	67-08	---
XC70				
2005		All	67-55	---
2004-2003		Front	67-55	---
XC90				
2005-2003		All	67-55	---

ANCO wiper arms are constructed of high quality stainless steel to meet the high torque requirements of today's equipment. Wiper arms should be replaced when damaged, worn, or when loss of proper spring tension results. Before removing any wiper arm, be sure that the blades are stopped in the normal park position.

IDENTIFYING THE WIPER ARM SHAFT AND REMOVING THE ARM

METRIC SCREW SHAFTS (DIN)	1/4"-28 SCREW SHAFT (SSH)
 <p>The arm is held to the threaded wiper shaft with a locking nut. For cosmetic purposes this nut is often covered with a plastic cap. Remove nut which secures arm to wiper shaft.</p> <p>When installing arm, place it over the wiper shaft, making sure the arm is in the correct park position. Tighten arm on shaft using original spring, washer and nut.</p>	 <p>Place spacer (packaged with arm) over wiper shaft to increase diameter of shaft, if required. Place new arm over wiper shaft making sure the arm is in the correct park position. Tighten arm on shaft using original spring, washer and cap nut.</p>
DOUBLE FLAT SHAFT (DFS)	5/8" SHAFT (DM-S)
 <p>Replace old knurled drivers with new 5/16" or 3/8" drivers (packaged with arm). Place new arm over wiper shaft making sure the arm is in the correct park position. Place original cap nut on shaft and tighten.</p>	 <p>When removing these large arms, it is necessary to remove the 3/8" cap nut and then loosen Allen screw located on the side of the wiper arm head. Relieve arm pressure and remove. Reverse procedure for installation.</p>
DRUM SHAFT (DM)	
 <p>The arm is held to the serrated drum using either a spring clip/tab which locks underneath the drum edge or by a slide latch.</p> <p>For arms with a spring clip/tab, relieve spring tension with an arm tool and push the clip/tab away from drum with a screwdriver, pull arm from drum.</p> <p>For arms with slide latch, lift arm to full "up" position. With screwdriver push slide latch to "out" position. Release upward pressure on arm, lift arm from drum.</p>	
 <p>Clip/Tab</p>	
 <p>Slide Latch</p>	

IDENTIFYING THE ARM LENGTH

	
STRAIGHT DRIVE ARMS	BENT DRIVE ARMS
<p>These arms are measured from the center of the mounting head connecting hole to the center of the blade connector in a straight line.</p>	<p>These arms are measured from the center of the mounting head connecting hole to the center of the bend in a straight line plus the length from the center of the bend to the center of the blade connector. Two straight line measurements are added together to measure total length.</p>

SPECIAL NOTES
PANTOGRAPH ARMS:

Removal and installation are the same except for the idler arm which is attached with either a sliding clip or cap nut. When replacing pantograph arms not made by ANCO and used with electric wiper motors (usually American Bosch Systems) it is necessary to replace the pivot mounting plate with either a #47-19 for 3/8" double flat shaft or a #47-20 for a 5/16" double flat shaft.






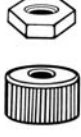





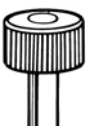





ADJUSTABLE ARMS:

In most cases, extend adjustable arm to the same length as old arm and close extension lock. When replacing an arm that is obviously the wrong length due to damage or misapplication, adjust arm so blade clears the top of the windshield and the molding or cowl.

WET ARMS:

When removing a wet arm, always be sure to disconnect the hose from the vehicle before pulling arm off. Inspect the hose and nozzle for cracks or loose fit before installation. It may be necessary to service arm with ANCO's Wet Arm Washer Kit #48-03, #48-04 or #48-16. Dry arms may be converted to "Wet Arms" by use of these same kits.

WIPER ARM SHAFT ADAPTERS

Part #42-01	Adapter Code: C	Part #42-02	Adapter Code: D	Part #42-03	Adapter Code: E
10-32 Threaded Shaft  1/2" Drum  1/2" Drum Adapter for 10-32 Threaded Shaft		1/4"- 28 Threaded Shaft  1/2" Drum  1/2" Drum Adapter for 1/4"-28 Threaded Shaft		1/4"- 28 Threaded Shaft  5/8" Drum  5/8" Drum Adapter for 1/4"-28 Threaded Shaft	
Part #42-07	Adapter Code: F	Part #42-09	Adapter Code: G	Part #42-75	
5mm Round Shaft  1/2" Drum  1/2" Drum Adapter for 5mm Round Shaft		6mm Round Shaft  1/2" Drum  1/2" Drum Adapter for 6mm Round Shaft		5/8" Drum  Drum Elevator 5/8" Drum Elevator for 1/2" Drum	
Part #42-80		Part #47-15	Adapter Code: A	Part #47-16	Adapter Code: B
5/8" Drum  5/8" Drum  Drum Elevator 5/8" Drum Elevator		5/16" Double Flat Shaft  5/16" Knurled Driver  5/16" Knurled Driver for Double Flat Shaft		3/8" Double Flat Shaft  3/8" Knurled Driver  3/8" Knurled Driver for Double Flat Shaft	

WIPER ARM INDEX

PART	SECTION	PART	SECTION
41-01	Adjustable Bayonet	45-24	Medium Duty Standard Arc - DFS / Screw Mount
41-02	Adjustable Bayonet	45-25	Medium Duty Standard Arc - DFS / Screw Mount
41-03	Adjustable Bayonet	45-27	Medium Duty Standard Arc - DFS / Screw Mount
43-30	Automotive Standard Arc	45-28	Medium Duty Standard Arc - DFS / Screw Mount
43-31	Automotive Standard Arc	45-29	Medium Duty Standard Arc - DFS / Screw Mount
43-58	Automotive Standard Arc	45-30	Medium Duty Standard Arc - DFS / Screw Mount
43-64	Automotive Standard Arc	45-52	Heavy Duty Standard Arc - Saddle
43-65	Automotive Standard Arc	45-53	Heavy Duty Standard Arc - Saddle
44-01	Adjustable Saddle	45-68	Heavy Duty Wet Arm Pantograph
44-02	Adjustable Saddle	45-74	Heavy Duty Standard Pantograph
44-03	Adjustable Saddle	45-75	Heavy Duty Standard Pantograph
44-04	Adjustable Saddle	45-76	Heavy Duty Standard Pantograph
44-05	Adjustable Saddle	45-77	Heavy Duty Standard Pantograph
44-06	Adjustable Bayonet	45-78	Heavy Duty Standard Pantograph
44-14	Medium Duty Standard Arc - Drum Mount	45-79	Heavy Duty Standard Pantograph
44-16	Medium Duty Standard Arc - Drum Mount	45-80	Heavy Duty Standard Pantograph
44-18	Medium Duty Standard Arc - Drum Mount	46-12	GMC Rapid Transit System Coach Pantograph Arm
44-20	Medium Duty Standard Arc - Drum Mount	46-14	GMC Rapid Transit System Coach Pantograph Arm
44-27	Medium Duty Standard Arc - DFS / Screw Mount	46-19	Heavy Duty Reinforced Pantograph
44-50	Heavy Duty Standard Arc - Saddle	46-21	Heavy Duty Reinforced Pantograph
44-51	Heavy Duty Standard Arc - Saddle	46-23	Heavy Duty Tubular Pantograph
44-52	Heavy Duty Standard Arc - Saddle	46-27	Heavy Duty Tubular Pantograph
44-53	Medium Duty Standard Arc - DFS / Screw Mount	46-36	Heavy Duty Bronze Tip, Bent Channel Drive
44-54	Medium Duty Standard Arc - DFS / Screw Mount	46-89	Heavy Duty Standard Arc - Saddle
44-55	Medium Duty Standard Arc - DFS / Screw Mount	46-92	Heavy Duty Special Tubular Pantograph
44-56	Heavy Duty Standard Arc - Saddle	46-93	Heavy Duty Special Tubular Pantograph
44-57	Heavy Duty Standard Arc - Saddle	46-94	Heavy Duty Special Tubular Pantograph
44-58	Heavy Duty Standard Arc - Saddle	49-16PN	1.25" Offset Medium Duty Pantograph
44-59	Heavy Duty Wet Arm Pantograph	49-16R	Medium Duty Standard Arc - DFS / Screw Mount
44-60	Heavy Duty Wet Arm Pantograph	49-18PN	1.25" Offset Medium Duty Pantograph
44-61	Heavy Duty Wet Arm Pantograph	49-22PN	1.25" Offset Medium Duty Pantograph
44-62	Heavy Duty Wet Arm Pantograph	49-22PW	1.75" Offset Medium Duty Pantograph
44-63	Heavy Duty Wet Arm Pantograph	49-22R	Medium Duty Standard Arc - DFS / Screw Mount
44-68	Heavy Duty Standard Arc - J-Hook	49-24PN	1.25" Offset Medium Duty Pantograph
44-70	Heavy Duty Standard Arc - Saddle	49-26PN	1.25" Offset Medium Duty Pantograph
45-04	Medium Duty Standard Arc - DFS / Screw Mount	49-26PW	1.75" Offset Medium Duty Pantograph
45-22	Medium Duty Standard Arc - DFS / Screw Mount	49-28PN	1.25" Offset Medium Duty Pantograph
45-23	Medium Duty Standard Arc - DFS / Screw Mount	49-28PW	1.75" Offset Medium Duty Pantograph

ADJUSTABLE BAYONET ARM SPECIFICATIONS


Part	Position	Length Inches	Arm Description			Pressure Ounces	Connector Type	Shaft Specifications			Arm Angles			
			Articulated	Wet/Dry	Color			Type	Size	Adapter	Park	Up	Down	Head
41-01	Either	8.00-11.50	No	Dry	Gray	7.0	BAY 5mm	DM	0.500	C,F,G	ADJ			
41-02	Either	10.80-14.50	No	Dry	Gray	12.0	BAY 5mm	DM	0.500	D	ADJ			
44-06	Either	12.30-17.30	No	Dry	Gray	23.0	BAY 7mm	DFS	0.375	A,B	ADJ		10	
41-03	Either	14.00-19.00	No	Dry	Gray	23.0	BAY 7mm	DM	0.625	E	ADJ			

ADJUSTABLE SADDLE ARM SPECIFICATIONS


Part	Position	Length Inches	Arm Description			Pressure Ounces	Connector Type	Shaft Specifications			Arm Angles			
			Articulated	Wet/Dry	Color			Type	Size	Adapter	Park	Up	Down	Head
44-01	Either	10.80-15.50	No	Dry	Gray	23.0	SAD 0.220"	DM	0.500	D	ADJ			
44-04	Either	10.80-15.80	No	Dry	Gray	23.0	SAD 0.220"	DFS	0.375	A,B	ADJ			
44-02	Either	14.00-19.00	No	Dry	Gray	22.0	SAD 0.220"	DM	0.500		ADJ			
44-03	Either	14.00-19.00	No	Dry	Gray	22.0	SAD 0.220"	DM	0.625	E	ADJ			
44-05	Either	14.00-19.00	No	Dry	Gray	22.0	SAD 0.220"	DFS	0.375	A,B	ADJ			

AUTOMOTIVE STANDARD ARC ARM SPECIFICATIONS



Part	Position	Length Inches	Arm Description			Pressure Ounces	Connector Type	Shaft Specifications			Arm Angles			
			Articulated	Wet/Dry	Color			Type	Size	Adapter	Park	Up	Down	Head
43-65	Pass	18.63	No	Dry	Black	29.0	SP 3/16"	DM	0.625		2.5			4.5
43-64	Driver	19.18	No	Dry	Black	29.0	SP 3/16"	DM	0.625		4.5			4.5
43-30	Pass	19.25	No	Dry	Gray	29.0	SP 3/16"	DM	0.625		6.5		BC	
43-58	Driver	20.20	No	Dry	Gray	29.0	SP 3/16"	DM	0.625		10		10	
43-31	Driver	20.98	No	Dry	Gray	29.0	SP 3/16"	DM	0.625		11		BC	

MEDIUM DUTY STANDARD ARC - DRUM MOUNT ARM SPECIFICATIONS



Part	Position	Length Inches	Arm Description			Pressure Ounces	Connector Type	Shaft Specifications			Arm Angles			
			Articulated	Wet/Dry	Color			Type	Size	Adapter	Park	Up	Down	Head
44-14	Either	14.00	No	Dry	Gray	14.0	SAD 0.220"	DM	0.500		ADJ			
44-16	Either	16.00	No	Dry	Gray	16.0	SAD 0.220"	DM	0.500		ADJ			
44-18	Either	18.00	No	Dry	Gray	18.0	SAD 0.220"	DM	0.500		ADJ			
44-20	Either	20.00	No	Dry	Gray	19.0	SAD 0.220"	DM	0.500		ADJ			

MEDIUM DUTY STANDARD ARC - DOUBLE FLAT SHAFT / SCREW MOUNT ARM SPECIFICATIONS


Part	Position	Length Inches	Arm Description			Pressure Ounces	Connector Type	Shaft Specifications			Arm Angles			
			Articulated	Wet/Dry	Color			Type	Size	Adapter	Park	Up	Down	Head
45-22	Either	13.00	No	Dry	Gray	19.5	SAD 0.220"	DFS	0.375	A,B	ADJ			
45-04	Either	14.00	No	Dry	Gray	24.0	SAD 0.220"	SW	0.375		ADJ			
45-23	Either	14.00	No	Dry	Gray	24.0	SAD 0.220"	DFS	0.375	A,B	ADJ			
45-24	Either	15.00	No	Dry	Gray	23.0	SAD 0.220"	DFS	0.375	A,B	ADJ			
44-27	Either	16.00	No	Dry	Gray	21.0	SAD 0.220"	DFS	0.375	A,B	ADJ			
45-25	Either	16.00	No	Dry	Gray	27.0	SAD 0.220"	DFS	0.375	A,B	ADJ			
49-16R	Either	16.00	No	Dry	Black	27.0	SAD 0.540"	DFS	0.375	A,B	ADJ			
45-27	Either	18.00	No	Dry	Gray	27.0	SAD 0.220"	DFS	0.375	A,B	ADJ			
45-28	Either	19.00	No	Dry	Gray	28.5	SAD 0.220"	DFS	0.375	A,B	ADJ			
44-53	Either	20.00	No	Wet	Black	30.0	SAD 0.285"	DFS	0.375		25LH			
45-29	Either	20.00	No	Dry	Gray	30.0	SAD 0.220"	DFS	0.375	A,B	ADJ			
45-30	Either	22.00	No	Dry	Gray	24.0	SAD 0.220"	DFS	0.375	A,B	ADJ			
49-22R	Either	22.00	No	Dry	Black	30.0	SAD 0.540"	DFS	0.375	A,B	ADJ			
44-54	Driver	22.50	No	Wet	Black	27.0	SAD 0.285"	DFS	0.375		28LH			
44-55	Pass	22.50	No	Wet	Black	27.0	SAD 0.285"	DFS	0.375		28RH			

HEAVY DUTY STANDARD ARC - SADDLE ARM SPECIFICATIONS



Part	Position	Length Inches	Arm Description			Pressure Ounces	Connector Type	Shaft Specifications			Arm Angles			
			Articulated	Wet/Dry	Color			Type	Size	Adapter	Park	Up	Down	Head
44-57	Either	12.50	No	Wet	Black	25.0	SAD 0.285"	DFS	0.375		20LH			
45-52	Either	12.60	No	Wet	Gray	30.0	SAD 0.220"	DFS	0.375		16LH		5	
45-53	Either	12.60	No	Wet	Gray	30.0	SAD 0.220"	DFS	0.375		16RH		5	
44-52	Either	13.90	No	Wet	Black	22.0	SAD 0.285"	DFS	0.375		16LH			
44-70	Either	15.50	No	Dry	Gray	30.0	SAD	DFS	0.375		12.5RH		5	20
44-58	Either	17.00	No	Wet	Black	32.0	SAD 0.285"	DFS	0.375		15LH			
44-56	Either	18.60	No	Wet	Black	29.0	SAD	DIN			24LH		10	
44-50	Either	18.80	No	Wet	Black	29.0	SAD 0.285"	DFS	0.375		30LH			
44-51	Either	18.80	No	Wet	Black	29.0	SAD 0.285"	DIN			30LH			
46-89	Either	19.50	No	Wet	Gray	40.0	SAD 0.220"	DFS	0.375	A,B	20LH		10	

HEAVY DUTY STANDARD ARC - J-HOOK ARM SPECIFICATIONS



Part	Position	Length Inches	Arm Description			Pressure Ounces	Connector Type	Shaft Specifications			Arm Angles			
			Articulated	Wet/Dry	Color			Type	Size	Adapter	Park	Up	Down	Head
44-68	Either	13.50	No	Wet	Black	27.0	JH 9x3mm	DM-S	0.625		19LH		2	

1.25" OFFSET MEDIUM DUTY PANTOGRAPH ARM SPECIFICATIONS

Pantograph Arms, to replace DYNA OE Arms



For Wet Arms, use #48-16 Wet Arm Adapter

Part	Position	Length Inches	Arm Description			Pressure Ounces	Connector Type	Shaft Specifications			Arm Angles			
			Articulated	Wet/Dry	Color			Type	Size	Adapter	Park	Up	Down	Head
49-16PN	Either	16.00	Yes	Dry	Black	27.0	SAD 0.540"	DFS	0.375	A,B	ADJ			
49-18PN	Either	18.00	Yes	Dry	Black	27.0	SAD 0.540"	DFS	0.375	A,B	ADJ			
49-22PN	Either	22.00	Yes	Dry	Black	30.0	SAD 0.540"	DFS	0.375	A,B	ADJ			
49-24PN	Either	24.00	Yes	Dry	Black	36.0	SAD 0.540"	DFS	0.375	A,B	ADJ			
49-26PN	Driver	26.00	Yes	Dry	Black	36.0	SAD 0.540"	DFS	0.375	A,B	ADJ			
49-28PN	Either	28.00	Yes	Dry	Black	36.0	SAD 0.540"	DFS	0.375	A,B	ADJ			

1.75" OFFSET MEDIUM DUTY PANTOGRAPH ARM SPECIFICATIONS

Pantograph Arms, to replace DYNA OE Arms



For Wet Arms, use #48-16 Wet Arm Adapter

Part	Position	Length Inches	Arm Description			Pressure Ounces	Connector Type	Shaft Specifications			Arm Angles			
			Articulated	Wet/Dry	Color			Type	Size	Adapter	Park	Up	Down	Head
49-22PW	Either	22.00	Yes	Dry	Black	30.0	SAD 0.540"	DFS	0.375	A,B	ADJ			
49-26PW	Either	26.00	Yes	Dry	Black	36.0	SAD 0.540"	DFS	0.375	A,B	ADJ			
49-28PW	Either	28.00	Yes	Dry	Black	36.0	SAD 0.540"	DFS	0.375	A,B	ADJ			

HEAVY DUTY STANDARD PANTOGRAPH ARM SPECIFICATIONS



Part	Position	Length Inches	Arm Description			Pressure Ounces	Connector Type	Shaft Specifications			Arm Angles			
			Articulated	Wet/Dry	Color			Type	Size	Adapter	Park	Up	Down	Head
45-74	Either	15.00	Yes	Dry	Gray	23.0	SAD 0.214"	DFS	0.375	A,B				
45-75	Either	16.00	Yes	Dry	Gray	20.0	SAD 0.214"	DFS	0.375	A,B				
45-77	Either	18.00	Yes	Dry	Gray	27.0	SAD 0.214"	DFS	0.375	A,B				
45-78	Either	19.00	Yes	Dry	Gray	28.5	SAD 0.214"	DFS	0.375	A,B				
45-79	Either	20.00	Yes	Dry	Gray	30.0	SAD 0.214"	DFS	0.375	A,B				
45-80	Either	22.00	Yes	Dry	Gray	29.0	SAD 0.214"	DFS	0.375	A,B				
45-76	Either	99.99	Yes	Dry	Gray	26.0	SAD 0.214"	DFS	0.375	A,B				

HEAVY DUTY REINFORCED PANTOGRAPH ARM SPECIFICATIONS



Part	Position	Length Inches	Arm Description			Pressure Ounces	Connector Type	Shaft Specifications			Arm Angles			
			Articulated	Wet/Dry	Color			Type	Size	Adapter	Park	Up	Down	Head
46-19	Either	24.00	Yes	Dry	Gray	36.0	SAD 0.220"	DFS	0.375	A,B				
46-21	Either	28.00	Yes	Dry	Gray	30.0	SAD 0.220"	DFS	0.375	A,B				

HEAVY DUTY WET ARM PANTOGRAPH ARM SPECIFICATIONS


Part	Position	Length Inches	Arm Description			Pressure Ounces	Connector Type	Shaft Specifications			Arm Angles			
			Articulated	Wet/Dry	Color			Type	Size	Adapter	Park	Up	Down	Head
44-61	Driver	20.00	Yes	Wet	Black	27.0	SAD 0.220"	DFS	0.375					
44-62	Pass	20.00	Yes	Wet	Black	27.0	SAD 0.220"	DFS	0.375					
45-68	Either	20.00	Yes	Wet	Black	31.0	SAD 0.214"	SSH	0.250					
44-59	Driver	20.80	Yes	Wet	Black	25.0	SAD 0.220"	DIN						
44-60	Pass	20.80	Yes	Wet	Black	25.0	SAD 0.220"	DIN						
44-63	Either	29.50	Yes	Wet	Black	34.0	SAD 0.220"	DM-S	0.625					

HEAVY DUTY TUBULAR PANTOGRAPH ARM SPECIFICATIONS


Part	Position	Length Inches	Arm Description			Pressure Ounces	Connector Type	Shaft Specifications			Arm Angles			
			Articulated	Wet/Dry	Color			Type	Size	Adapter	Park	Up	Down	Head
46-23	Either	20.00	Yes	Dry	Black	30.0	SAD 0.220"	DFS	0.375	A,B			15	
46-27	Either	26.50	Yes	Dry	Black	40.0	SAD 0.220"	DFS	0.375	A,B			15	

HEAVY DUTY SPECIAL TUBULAR PANTOGRAPH ARM SPECIFICATIONS



Part	Position	Length Inches	Arm Description			Pressure Ounces	Connector Type	Shaft Specifications			Arm Angles			
			Articulated	Wet/Dry	Color			Type	Size	Adapter	Park	Up	Down	Head
46-93	Either	14.50	Yes	Dry	Black	32.0	SAD 0.214"	DFS	0.375	A,B				
46-92	Either	17.00	Yes	Dry	Black	39.0	SAD 0.214"	DFS	0.375	A,B				
46-94	Either	24.90	Yes	Wet	Black	39.0	SAD 0.214"	DFS	0.375	A,B			5	

HEAVY DUTY BRONZE TIP, BENT CHANNEL DRIVE ARM SPECIFICATIONS



Part	Position	Length Inches	Arm Description			Pressure Ounces	Connector Type	Shaft Specifications			Arm Angles			
			Articulated	Wet/Dry	Color			Type	Size	Adapter	Park	Up	Down	Head
46-36	Either	29.50	No	Dry	Gray	44.0	HD	DM-S	0.625				13	

GMC RAPID TRANSIT SYSTEM COACH PANTOGRAPH ARM SPECIFICATIONS



Part	Position	Length Inches	Arm Description			Pressure Ounces	Connector Type	Shaft Specifications			Arm Angles			
			Articulated	Wet/Dry	Color			Type	Size	Adapter	Park	Up	Down	Head
46-12	Driver	36.40	No	Wet	Black	52.0	HD	DM-S	0.625		6		17	
46-14	Pass	36.40	No	Wet	Black	52.0	HD	DM-S	0.625		6		17	

Arm Parts & Adapters			
45-31 <p>Tip & Bushing Assembly (Left)</p>	45-32 <p>Tip & Bushing Assembly (Right)</p>	47-05 <p>Connector Saddle (Std. Size)</p>	47-06 <p>Long Connector Saddle for HD Pantograph Arms</p>
47-07 <p>8-32 Saddle to Arm Screw w/ Flat Head</p>	47-10 <p>8-32 Cap Nut for 8-32 Saddle to Arm Screw</p>	47-11 <p>Stop Nut for 5-40 Std. Saddle Screw</p>	47-12 <p>Lock Washer for 8-32 Saddle to Arm Screw</p>
47-14 <p>5-40 X 3/4" Screw for Std. Saddle</p>	47-15 <p>5/16" Knurled Driver for Double Flat Shaft</p>	47-16 <p>3/8" Knurled Driver for Double Flat Shaft</p>	47-17 <p>3/8"-24 Cap Nut for 3/8" Double Flat Shaft</p>
47-18 <p>5/16"-32 Cap Nut for 5/16" Double Flat Shaft</p>	47-19 <p>Pivot Mounting & Gasket Assembly for 3/8" Double Flat Shaft</p>	47-20 <p>Pivot Mounting & Gasket Assembly for 5/16" Double Flat Shaft</p>	47-23 <p>Link & Std. Saddle Assembly</p>

Arm Parts & Adapters (continued)

47-24



Bushing for Idler Arm or Driver Tip

47-26



Arm Tension Spring - 3/4" dia.
(Silver)

47-31



HD Service Pack for Special
Truck/Bus/Coach

47-32



Special Truck/Bus/Coach Arm
Lever & Link Assembly

47-34



HD Adjustable Saddle Kit for
Arms

47-37



Swivel Assembly

47-65



1/4"-28 Double Flat Shaft
Crank Stud

47-74



Retaining Ring for Bronze Tip
Bushing

47-95



Link & 0.50" Wide Saddle
(Right Hand)

47-99



Idler Arm & Rod End Bearing
w/ Stop Nut

Wet Arm Adapter / Washer Kits (continued)			
<p>48-03</p>  <p>Wet Arm Washer Kit - Saddle Mounted</p>	<p>48-04</p>  <p>Wet Arm Washer Kit - Extension Mounted</p>	<p>48-13</p>  <p>Wet Arm Adapter - 2 pack</p>	<p>48-16</p>  <p>Wet Arm Kit</p>

MAKE	MODEL	REPLACEMENT		
		Year	Notes	
Driver	Pass	Rear		
ALFA ROMEO				
BERLINA				
1968-1958		41-02	41-02	---
AMERICAN MOTORS / RAMBLER				
AMBASSADOR				
1974-1973		41-03	41-03	---
1972-1960		41-03 ¹	41-03 ¹	---
AMERICAN				
1968-1964		41-03 ¹	41-03 ¹	---
1963-1961		41-02	41-02	---
1960-1956		41-01	41-01	---
AMX				
1980-1978		41-03	41-03	---
1974-1970		41-02	41-02	---
1969-1968		41-03 ¹	41-03 ¹	---
CLASSIC				
1966-1960		41-03 ¹	41-03 ¹	---
CONCORD				
1983-1978		41-03	41-03	---
EAGLE				
1987-1980		41-03	41-03	---
GREMLIN				
1978-1970		41-03	41-03	---
HORNET				
1977-1970		41-03	41-03	---
JAVELIN				
1974-1970		41-03	41-03	---
1969-1968		41-03 ¹	41-03 ¹	---
MARLIN				
1967-1965		41-03	41-03	---
MATADOR				
1978-1973	w/Single arm	41-03	41-03	---
1972-1971		41-03 ¹	41-03 ¹	---
PACER				
1980-1975		---	---	41-03
RAMBLER				
1969		41-03 ¹	41-03 ¹	---
1961-1960		41-03 ¹	41-03 ¹	---
1959-1958		41-02	41-02	---
REBEL				
1970-1967		41-03 ¹	41-03 ¹	---
SPIRIT				
1983-1979		41-03	41-03	41-03
AUSTIN				
1800				
1975-1970		41-02	41-02	---
AMERICA				
1971-1968		41-02	41-02	---
MARINA				
1975-1973		41-03	41-03	---

MAKE	MODEL	REPLACEMENT		
Year	Notes	Driver	Pass	Rear
AVANTI				
AVANTI				
1990-1966		41-02	41-02	---
BERTONE				
X1/9				
1990-1984		41-03 ¹	41-03 ¹	---
BMW				
2002				
1970-1968		41-02	41-02	---
BUICK				
ALL				
1964-1959		41-03	---	---
1958-1949		41-02	---	---
APOLLO				
1975-1973		41-03	41-03	---
CENTURY				
1990		43-64	43-65	---
1983-1982		43-64	43-65	---
1981-1978		43-58	---	---
ELECTRA				
1984-1977		43-31	43-30	---
1967-1961		41-03	41-03	---
ESTATE WAGON				
1988-1977		43-31	43-30	---
INVICTA				
1962-1961		41-03	41-03	---
LESABRE				
1985-1977		43-31	43-30	---
1967-1961		41-03	41-03	---
PARK AVENUE				
1984-1977		43-31	43-30	---
REGAL				
1987-1978		43-58	---	---
RIVIERA				
1978-1977		43-31	43-30	---
1970-1963		41-03	41-03	---
SKYHAWK				
1980-1975		41-03	41-03	---
SKYLARK				
1967-1962		41-03	41-03	---
SPECIAL				
1967-1961		41-03	41-03	---
SPORT WAGON				
1967-1961		41-03	41-03	---
WILDCAT				
1967-1961		41-03	41-03	---
CADILLAC				
ALL				
1958-1957		Except Brougham	41-02	---
1956-1950			41-02	---

¹Use drum elevator #42-75

MAKE	MODEL	REPLACEMENT		
Year	Notes	Driver	Pass	Rear
CADILLAC (cont.)				
ALL (cont.)				
1949-1948	Except Fleetwood 75	41-02	---	---
CALAIS				
1967-1961		41-03	41-03	---
DEVILLE				
1984-1977		43-31	43-30	---
1967-1959		41-03	41-03	---
ELDORADO				
1967-1959		41-03	41-03	---
FLEETWOOD				
1985-1977	RWD	43-31	43-30	---
1967-1959		41-03	41-03	---
FLEETWOOD 75				
1967-1961		41-03	41-03	---
CHECKER				
ALL				
1967-1958		41-02	41-02	---
CHEVROLET				
ALL				
1957-1949		41-02	---	---
3000 SERIES TRUCK				
1959-1956		41-02	41-02	---
1955-1947		41-01	41-01	---
BELAIR				
1967-1959		41-03	41-03	---
1958-1957		41-02	41-02	---
BISCAYNE				
1967-1959		41-03	41-03	---
1958-1957		41-02	41-02	---
BLAZER				
1986-1969		41-03	41-03	---
C/K-SERIES PICKUP				
1986-1967		41-03	41-03	---
1966-1960		41-02	41-02	---
CAMARO				
1969-1967	Hardtop	41-03	41-03	---
CAPRICE				
1990-1977		43-31	43-30	---
1967-1959		41-03	41-03	---
CELEBRITY				
1990-1982		43-64	43-65	---
CHEVELLE				
1967-1966		41-03	41-03	---
CHEVETTE				
1987-1976		41-03	41-03	---
CHEVY II				
1967-1962		41-03	41-03	---
CORVAIR				
1969-1960		41-03	41-03	---

MAKE	MODEL	REPLACEMENT		
Year	Notes	Driver	Pass	Rear
CHEVROLET (cont.)				
CORVETTE				
1967-1963		41-03	41-03	---
1962-1957		41-02	41-02	---
EL CAMINO				
1987-1978		43-58	---	---
1967-1965		41-03	41-03	---
G-SERIES VAN				
1982-1964		41-03	41-03	---
H-SERIES VAN				
1966-1964		41-03	41-03	---
IMPALA				
1985-1977		43-31	43-30	---
1967-1959		41-03	41-03	---
J-SERIES VAN				
1966-1964		41-02	41-02	---
MALIBU				
1983-1978		43-58	---	---
MONTE CARLO				
1988-1978		43-58	---	---
MONZA				
1980-1975		41-03	41-03	---
NOVA				
1979-1968		41-03	41-03	---
SUBURBAN				
1986-1967		41-03	41-03	---
1966-1963		41-02	41-02	---
VEGA				
1977-1971		41-03	41-03	---
CHRYSLER				
300				
1968-1957		41-03	41-03	---
IMPERIAL				
1968-1957		41-03	41-03	---
NEW YORKER				
1968-1957		41-03	41-03	---
NEWPORT				
1968-1957		41-03	41-03	---
SARATOGA				
1961-1957		41-03	41-03	---
WINDSOR				
1961-1957		41-03	41-03	---
CORTINA				
ALL				
1972-1968		41-03 ¹	41-03 ¹	---
DODGE				
ALL				
1952-1949	Air vacuum wipers	41-02	---	---
330, 440				
1964-1961		41-03	41-03	---

¹Use drum elevator #42-75

MAKE	MODEL	REPLACEMENT		
Year	Notes	Driver	Pass	Rear
DODGE (cont.)				
A-SERIES VAN				
1970-1965		41-03	41-03	---
ASPEN				
1980-1976		41-03	41-03	---
B-SERIES VAN				
1991-1971		41-03	41-03	---
CHARGER				
1987-1983		41-03	41-03	41-03
1970-1965		41-03	41-03	---
CORONET				
1970-1965		41-03	41-03	---
CUSTOM				
1964-1961		41-03	41-03	---
D/W-SERIES TRUCK				
1987-1969		41-03	41-03	---
DART				
1976-1962		41-03	41-03	---
DEMON				
1972-1971		41-03	41-03	---
LANCER				
1962-1961		41-03	41-03	---
MONACO				
1968-1965		41-03	41-03	---
OMNI				
1990-1978		41-03	41-03	41-03
POLARA				
1968-1961		41-03	41-03	---
RAMCHARGER				
1987-1974		41-03	41-03	---
RAMPAGE				
1984-1982		41-03	41-03	---
EAGLE				
MEDALLION				
1988	Wagon	41-03	41-03	---
EDSEL				
ALL				
1960	w/ electric wipers	41-03	---	---
1959-1958		41-02	---	---
FERRARI				
246				
1974-1972		41-03	41-03	---
265				
1974-1972		41-03	41-03	---
365				
1974-1972		41-03	41-03	---
1971-1970		41-03 ¹	41-03 ¹	---

MAKE	MODEL	REPLACEMENT		
Year	Notes	Driver	Pass	Rear
FIAT				
124				
1978-1976		41-03	41-03	---
1975-1968	Except Sedan	41-03	41-03	---
	Sedan	41-03 ¹	41-03 ¹	---
1967-1966		41-03 ¹	41-03 ¹	---
128				
1979-1972		41-03 ¹	41-03 ¹	---
131				
1978-1975		41-03 ¹	41-03 ¹	---
850				
1973-1967		41-03	41-03	---
BRAVA				
1981-1978		41-03 ¹	41-03 ¹	---
STRADA				
1982-1979		41-03 ¹	41-03 ¹	---
X1/9				
1983-1971		41-03 ¹	41-03 ¹	---
FORD				
ALL				
1960	w/ vacuum wiper	41-03	---	---
1959-1949		41-02	---	---
BRONCO				
1979-1978		41-03	41-03	---
1977-1966		41-02	41-02	---
CUSTOM				
1968-1965		41-03	41-03	---
E-SERIES (ECONOLINE) VAN				
1974-1961		41-03	41-03	---
F-SERIES TRUCK				
1960-1956		41-02	41-02	---
FAIRLANE				
1961	w/ vacuum wiper	41-03 ¹	41-03 ¹	---
FALCON				
1970-1966		41-03	41-03	---
1965-1960		41-03 ¹	41-03 ¹	---
GALAXIE				
1961	w/ vacuum wiper	41-03 ¹	41-03 ¹	---
GRANADA				
1976-1975		41-03	41-03	---
LTD				
1968-1965		41-03	41-03	---
MAVERICK				
1977-1970		41-03	41-03	---
MUSTANG				
1970-1964		41-03	41-03	---
MUSTANG II				
1978-1974		41-03	41-03	---
PINTO				
1980-1971		41-03	41-03	---

¹Use drum elevator #42-75

MAKE	MODEL	REPLACEMENT		
Year	Notes	Driver	Pass	Rear
FORD (cont.)				
RANCHERO				
1975-1966		41-03	41-03	---
THUNDERBIRD				
1969-1968		---	41-03	---
1966-1965		41-03	41-03	---
1960-1955		41-02	41-02	---
TORINO				
1969-1968		41-03	41-03	---
GMC				
C/K-SERIES TRUCK				
1980-1967		41-03	41-03	---
1966-1963		41-02	41-02	---
CABALLERO				
1987-1978		43-58	---	---
G-SERIES VAN				
1982-1964		41-03	41-03	---
JIMMY				
1986-1969		41-03	41-03	---
SUBURBAN				
1986-1967		41-03	41-03	---
1966-1963		41-02	41-02	---
HUDSON				
ALL				
1953-1948		41-02	---	---
HORNET				
1954		41-02	---	---
JET				
1954		41-02	---	---
WASP				
1954		41-02	---	---
INTERNATIONAL				
SCOUT 800				
1971-1960		41-01	41-01	---
SCOUT II				
1980-1971		41-03	41-02	---
TRUCK / TRAVELALL				
1975-1969		41-03	41-03	---
JAGUAR				
ALL				
1961		41-01	41-01	---
420, 420G				
1967		41-02	41-02	---
MK 10				
1966-1962		41-02	41-02	---
XJ, XJ6, XJ8, XJ12, XJR, XJRS				
1979-1967		41-03 ¹	41-03 ¹	---
XK, XK8, XKE, XKR, XKR-S				
1974-1971		41-02	41-02	---
1970-1962		41-01	41-01	---

MAKE	MODEL	REPLACEMENT		
Year	Notes	Driver	Pass	Rear
JEEP				
CHEROKEE				
1977-1974		41-03	41-03	---
CJ				
1986-1953		41-01	41-01	---
COMMANDO				
1973-1967		41-01	41-01	---
DJ				
1968-1953		41-01	41-01	---
J-SERIES TRUCK				
1973-1963		41-03	41-03	---
JEEPSTER				
1973-1967		41-01	41-01	---
SCRAMBLER				
1987-1981		41-01	41-01	---
UTILITY WAGON				
1958-1956		41-02	---	---
WAGONEER				
1977-1963		41-03	41-03	---
JENSEN				
INTERCEPTOR				
1976-1972		41-03 ¹	41-03 ¹	---
LINCOLN				
ALL				
1965-1959		41-03	41-03	---
1958		41-03	---	---
1957-1949		41-02	---	---
CONTINENTAL				
1969-1966		41-03	41-03	---
LOTUS				
ELAN SPRINT				
1972-1970		41-02	41-02	---
EUROPA				
1975-1970		41-03 ¹	41-03 ¹	---
TWIN CAM				
1975-1970		41-03 ¹	41-03 ¹	---
MERCURY				
ALL				
1960-1959		41-03	---	---
1958-1949		41-02	---	---
BOBCAT				
1980-1975		41-03	41-03	---
CALIENTE				
1967-1962		41-03	41-03	---
CAPRI				
1969		41-03 ¹	41-03 ¹	---
COMET				
1977-1966		41-03	41-03	---
1965-1960		41-03 ¹	41-03 ¹	---

¹Use drum elevator #42-75

MAKE	MODEL	REPLACEMENT		
Year	Notes	Driver	Pass	Rear
MERCURY (cont.)				
COUGAR				
1970-1967		41-03	41-03	---
CYCLONE				
1970-1962		41-03	41-03	---
MARQUIS				
1968-1967		41-03	41-03	---
METEOR				
1963-1962		41-03	---	---
MONTCLAIR				
1968-1964		41-03	41-03	---
MONTEGO				
1969-1965		41-03	41-03	---
MONTEREY				
1968-1964		41-03	41-03	---
1961	Early Design	41-03 ¹	41-03 ¹	---
PARKLANE				
1968-1964		41-03	41-03	---
MG				
1100				
1967-1962		41-02	41-02	---
1300				
1969-1968		41-01	41-01	---
MGB				
1980-1970		41-01	41-01	---
MGB GT				
1975-1970		41-02	41-02	---
MIDGET				
1977-1968		41-01	41-01	---
NASH				
ALL				
1954-1952		41-02	---	---
1951-1950	Except Rambler	41-02	---	---
1949		41-02	---	---
1948	Linkage Drive Wipers	41-02	---	---
NISSAN				
1600				
1967-1966		41-01	41-01	---
510				
1973-1968		41-03	41-03	---
PICKUP				
1972-1965		41-03	41-03	---
OLDSMOBILE				
ALL				
1960-1959		41-03	---	---
1953-1949		41-02	---	---
98				
1984-1977		43-31	43-30	---
1967-1961		41-03	41-03	---

MAKE	MODEL	REPLACEMENT		
Year	Notes	Driver	Pass	Rear
OLDSMOBILE (cont.)				
98 FUTURAMIC				
1948		41-02	---	---
CUSTOM CRUISER WAGON				
1990-1977		43-31	43-30	---
CUTLASS CIERA				
1990-1982		43-64	43-65	---
CUTLASS SUPREME				
1988-1978		43-58	---	---
1967-1961		41-03	41-03	---
CUTLASS VISTA CRUISER WAGON				
1967-1964		41-03	41-03	---
DELMONT 88				
1968-1967		41-03	41-03	---
DELTA 88 ROYALE				
1985-1977		43-31	43-30	---
DELTA 88 SERIES				
1967-1965		41-03	41-03	---
DYNAMIC 88				
1966-1961		41-03	41-03	---
F-85				
1967-1961		41-03	41-03	---
JETSTAR				
1966-1962		41-03	41-03	---
OMEGA				
1975-1973		41-03	41-03	---
STARFIRE				
1980-1975		41-03	41-03	---
1962-1961		41-03	41-03	---
SUPER 88				
1964-1961		41-03	41-03	---
TORONADO				
1970-1966		41-03	41-03	---
PACKARD				
ALL				
1958-1948		41-02	---	---
PEUGEOT				
304				
1972-1971		41-03 ¹	41-03 ¹	---
404				
1970-1968		41-02	41-02	---
504				
1975-1970		41-03 ¹	41-03 ¹	---
PLYMOUTH				
ALL				
1950-1949		41-02	---	---
BARRACUDA				
1969-1964		41-03	41-03	---
BELVEDERE				
1970-1957		41-03	41-03	---

¹Use drum elevator #42-75

MAKE	MODEL	REPLACEMENT		
Year	Notes	Driver	Pass	Rear
PLYMOUTH (cont.)				
CRICKET				
1973-1971		41-03	41-03	---
DUSTER				
1976-1970		41-03	41-03	---
FURY SERIES				
1968-1957		41-03	41-03	---
GTX				
1970-1967		41-03	41-03	---
HORIZON				
1990-1978		41-03	41-03	41-03
PB-SERIES VAN				
1983-1974		41-03	41-03	---
ROADRUNNER				
1970-1968		41-03	41-03	---
SATELLITE				
1970-1966		41-03	41-03	---
SAVOY				
1964-1957		41-03	41-03	---
SCAMP				
1983		41-03	41-03	---
1976-1971		41-03	41-03	---
TRAIL DUSTER				
1981-1974		41-03	41-03	---
VALIANT				
1976-1963		41-03	41-03	---
1962-1960		41-02	41-02	---
VIP				
1968-1965		41-03	41-03	---
VOLARE				
1980-1976		41-03	41-03	---
PONTIAC				
ALL				
1964-1959		41-03	---	---
1958-1949		41-02	---	---
1000				
1987-1983		41-03	41-03	---
6000				
1991-1982		43-64	43-65	---
ASTRE				
1977-1975		41-03	41-03	---
BONNEVILLE				
1986-1982		43-58	---	---
1981-1977		43-31	43-30	---
1964-1959		41-03	41-03	---
1958-1957		41-02	41-02	---
CATALINA				
1981-1977		43-31	43-30	---
1964-1959		41-03	41-03	---
CHIEFTAIN				
1958-1957		41-02	41-02	---

MAKE	MODEL	REPLACEMENT		
Year	Notes	Driver	Pass	Rear
PONTIAC (cont.)				
FIREBIRD				
1969-1967		41-03	41-03	---
GRAND AM				
1980-1978		43-58	---	---
GRAND PRIX				
1987-1978		43-58	---	---
1967-1961		41-03	41-03	---
GRAND SAFARI				
1978-1977		43-31	43-30	---
GTO				
1967-1961		41-03	41-03	---
LEMANS				
1967-1961		41-03	41-03	---
PARISIENNE				
1986-1983		43-31	43-30	---
SAFARI WAGON				
1989-1987		43-31	43-30	---
STAR CHIEF				
1964-1959		41-03	41-03	---
1958-1955		41-02	41-02	---
SUNBIRD				
1980-1976		41-03	41-03	---
SUPER				
1958-1957		41-02	41-02	---
T1000				
1982-1981		41-03	41-03	---
TEMPEST				
1967-1961		41-03	41-03	---
VENTURA				
1977-1971		41-03	41-03	---
1961-1960		41-03	41-03	---
RENAULT				
DAUPHINE				
1967-1962		41-02	41-02	---
R 10				
1972		41-03	41-03	---
1971-1965		41-02	41-02	---
R 12				
1973-1972		41-03 ¹	41-03 ¹	---
R 16				
1972-1969		41-03 ¹	41-03 ¹	---
ROLLS ROYCE				
SILVER CLOUD				
1964-1959		41-01	41-01	---
SAAB				
95, 96				
1967-1959		41-01	41-01	---
99				
1980-1976		41-03	41-03	---

¹Use drum elevator #42-75

MAKE	MODEL	REPLACEMENT		
Year	Notes	Driver	Pass	Rear
SAAB (cont.)				
99 (cont.)				
1975-1969		41-03 ¹	41-03 ¹	---
SIMCA				
1000				
1968-1963		41-01	41-01	---
1118				
1970-1969		41-02	41-02	---
1204				
1971-1969		41-03 ¹	41-03 ¹	---
STUDEBAKER				
ALL				
1964-1963	Exc 8E Series	41-03 ¹¹	---	---
1962-1948		41-02	---	---
8E SERIES				
1964-1963		41-02	41-02	---
HAWK				
1964-1963		41-02	---	---
TOYOTA				
COROLLA				
1970-1968		41-03 ¹	41-03 ¹	---
CORONA				
1973-1971	Mark II	41-03	41-03	---
1970-1969	Base	41-02	41-02	---
	Mark II	41-03	41-03	---
1968-1965		41-02	41-02	---
CROWN				
1969-1968		41-03	41-03	---
1967-1965		41-02	41-02	---
HI-LUX PICKUP				
1972-1970		41-03 ¹	41-03 ¹	---
LAND CRUISER				
1977-1973		41-03	41-03	---
TRIUMPH				
GT 6				
1973-1968		41-02	41-02	---
SPITFIRE				
1980-1965		41-02	41-02	---
TR-7, TR-8				
1981-1975		41-03	41-03	---
VOLKSWAGEN				
BEETLE				
1969-1956		41-01	41-01	---
VOLVO				
242				
1984-1975		41-03	41-03	---
244				
1989-1975		41-03	41-03	---

MAKE	MODEL	REPLACEMENT		
Year	Notes	Driver	Pass	Rear
VOLVO (cont.)				
245				
1987-1975		41-03	41-03	---
262C				
1979-1978		---	41-03	---
264				
1982-1975		41-03	41-03	---
265				
1981-1976		41-03	41-03	---
WILLYS				
ALL				
1955-1948		41-02	---	---

¹Use drum elevator #42-75; ¹¹Hawk~

MAKE	MODEL	REPLACEMENT		
Year	Notes	Driver	Pass	Rear
BROCKWAY				
CONVENTIONAL CAB				
300 SERIES				
1968-1967		44-04	44-04	---
400 SERIES				
1970-1965	50, 80 Cabs	44-05	44-05	---
500 SERIES				
1977-1963	Huskiteer	44-05	44-05	---
700 SERIES				
1977-1973		45-24	45-24	---
CHEVROLET				
CONVENTIONAL CAB				
BISON				
1980-1977		45-51	45-51	---
BRUIN				
1981-1978		41-03	41-03	---
CONVENTIONAL CAB				
1989-1967		41-03	41-03	---
1966-1955		41-02	41-02	---
SHORT CONVENTIONAL CAB				
1978-1966		41-03	41-03	---
1965-1960		41-02	41-02	---
STEP VAN				
P-SERIES STEP VAN				
1990-1978	Exc Grumman Built	41-03	41-03	---
1977-1970		41-03	41-03	---
TILT CAB				
STEEL TILT CAB				
1980-1979		41-03	41-03	---
1974-1973		41-03	41-03	---
1972-1960		44-05	44-05	---
TITAN				
1980-1971		46-60	46-60	---
CRANE CARRIER				
TILT CAB				
CENTURION				
1987-1980	LE-Series	46-29	46-29	---
DODGE				
CONVENTIONAL CAB				
ALL EXCEPT POWER WAGON				
1963-1951		41-02	41-02	---
C-SERIES				
1976-1964		41-02	41-02	---
D/W-SERIES				
1974-1969		41-03	41-03	---
1968-1964		41-02	41-02	---

MAKE	MODEL	REPLACEMENT		
		Driver	Pass	Rear
Year	Notes			
DODGE (cont.)				
TILT CAB				
L-SERIES				
1975-1964		45-28	45-28	---
FORD				
CONVENTIONAL CAB				
AEROMAX				
1995-1989		44-70	44-70	---
F-SERIES TRUCK				
1979-1960		41-03 ³	41-03 ³	---
1959-1948		41-02	41-02	---
L-SERIES (LOUISVILLE) TRUCK				
1997-1996 LN, LTL-Series		44-70	44-70	---
1995-1970		44-70	44-70	---
N-SERIES SHORT CONVENTIONAL CAB				
1969-1960		41-03 ³	41-03 ³	---
T-SERIES TANDEM AXLE				
1969-1960		41-03 ³	41-03 ³	---
1959-1956		41-02	41-02	---
TILT CAB				
C-SERIES				
1990-1986 w/ Double Arm		45-80 ⁴	45-80 ⁴	---
1985-1961 w/ Double Arm		45-80 ⁴	45-80 ⁴	---
		44-05	44-05	---
w/ Single Arm				
H-SERIES				
1965-1961		45-80 ⁴	45-80 ⁴	---
W-SERIES				
1977-1974		45-30	45-30	---
1973-1966		45-27	45-27	---
FREIGHTLINER				
CONVENTIONAL CAB				
CLASSIC XL				
2009-1993		44-50	44-50	---
FLC				
1998-1991		44-50	44-50	---
1990-1989		44-51	44-51	---
1988-1976		45-52	45-52	---
FLD				
2009-1991		44-50	44-50	---
1990-1989		44-51	44-51	---
TILT CAB				
ALL TILT CABS				
1997-1989		44-53	44-53	---
1988-1976		44-54	44-54	---
1975-1967		45-30 ²	45-30 ²	---
FWD				
CONVENTIONAL CAB				
CA-64, CB-66, CC-66				
1977-1972		44-04	44-04	---
RO SERIES				
1984		44-04	44-04	---

²To replace OEM arm, use Wet Arm Kit #48-03 (not included); ³To replace OEM arm, use Drum Elevator #42-80 (not included); ⁴To replace OEM arm, use Pivot Mounting Plate 47-20 for 5/16" Shaft (not included)

MAKE	MODEL	REPLACEMENT		
Year	Notes	Driver	Pass	Rear
GMC (cont.)				
CONVENTIONAL CAB				
BRIGADIER				
1988-1978		41-03	41-03	---
CONVENTIONAL CAB				
1989-1967		41-03	41-03	---
1966-1964		41-02	41-02	---
GENERAL				
1979-1977		45-51	45-51	---
SHORT CONVENTIONAL CAB				
1978-1967		41-03	41-03	---
1966-1964		41-02	41-02	---
STEP VAN				
P-SERIES STEP VAN				
1990-1978	Exc Grumman Built	41-03	41-03	---
1977-1970		41-03	41-03	---
TILT CAB				
ALUMINUM TILT CAB				
1968-1963		44-05	44-05	---
ASTRO				
1987-1969		46-69	46-69	---
STEEL TILT CAB				
1972-1960		44-05	44-05	---
GRUMMAN				
STEP VAN				
LLV POSTAL TRUCK				
1995-1987		45-27 ²	45-27 ²	---
STEP VAN				
1979-1978		45-29	45-29	---
HENDRICKSON				
CONVENTIONAL CAB				
CCC				
1971		45-79	45-79	---
FIRE TRUCK				
1972		45-24	45-24	---
H				
1977-1969		45-23	45-23	---
INTERNATIONAL / NAVISTAR / IHC				
CONVENTIONAL CAB				
DC-SERIES				
1968-1960		45-25	45-25	---
FLEETSTAR A				
1978-1972	w/ Air Powered Wipers	45-23	45-23	---
	w/ Electric Wipers	44-06	44-06	---
1971-1967		44-06	44-06	---
LOADSTAR				
1978-1963		41-02	41-02	---
PAYSTAR (5000 SERIES)				
1993-1974		45-23	45-23	---
R-SERIES (INCLUDING ROADLINER)				
1970-1967		44-04	44-04	---

MAKE	MODEL	REPLACEMENT		
Year	Notes	Driver	Pass	Rear
INTERNATIONAL / NAVISTAR / IHC (cont)				
CONVENTIONAL CAB (cont.)				
S-SERIES				
1963-1952		41-02	41-02	---
S-SERIES (1600-2600)				
1988-1978	w/ Bottom-Mounted Wipers	---	46-87	---
TRANSTAR				
1972-1971	400 Series	45-25	45-25	---
1970-1969		45-25	45-25	---
STEP VAN				
METRO				
1972-1967		44-03	44-03	---
MULTI-STOP				
1975-1973		44-03	44-03	---
TILT CAB				
CARGOSTAR				
1984-1970		44-06	44-06	---
CO, DCO, VCO				
1972-1963	190-220	45-25	45-25	---
EMERYVILLE (DCO-405)				
1967-1966		45-25 ²	45-25 ²	---
LOADSTAR				
1971-1963		44-06	44-06	---
TRANSTAR				
1972-1968		45-25	45-25	---
TRANSTAR II				
1979-1973		45-25	45-25	---
UNISTAR				
1974-1970		45-25 ²	45-25 ²	---
KENWORTH				
CONVENTIONAL CAB				
ALL MODELS - EXCEPT T680, T700, T2000				
2014-2007	w/ Split Windshield	44-60	44-59	---
2006-2000	w/ Solid Windshield	44-56	44-56	---
	w/ Split Windshield	44-60	44-59	---
C500				
1985-1965		44-04 ²	44-04 ²	---
T-SERIES - EXCEPT T2000				
1999-1996	w/ Solid Windshield	44-56	44-56	---
	w/ Split Windshield	44-60	44-59	---
1995	w/ Solid Windshield	44-56	44-56	---
	w/ Split Windshield	44-60	---	---
1994-1991	w/ Solid Windshield	44-56	44-56	---
	w/ Split Windshield	44-60	44-59	---
1990	w/ Solid Windshield	44-56	44-56	---
	w/ Split Windshield	44-60	---	---
1989	w/ Solid Windshield	44-56	44-56	---
	w/ Split Windshield	44-60	44-59	---
1988	w/ Solid Windshield	44-56	44-56	---
	w/ Split Windshield	44-60	---	---
1987-1985		44-61	44-62	---
W900				
1999	w/ Solid Windshield	44-56	44-56	---

²To replace OEM arm, use Wet Arm Kit #48-03 (not included)

MAKE	MODEL	REPLACEMENT		
Year	Notes	Driver	Pass	Rear
KENWORTH (cont.)				
CONVENTIONAL CAB (cont.)				
W900 (cont.)				
1999	w/ Split Windshield	44-60	44-59	----
1998-1988		44-60	44-59	----
1987-1983		44-61	44-62	----
1982-1980		44-04 ²	44-04 ²	----
		44-61	44-62	----
1979-1978		44-04 ²	44-04 ²	----
1977-1965		45-03 ¹⁰	45-03 ¹⁰	----
	w/ Double Flat Shaft	45-22	45-22	----
TILT CAB				
K100				
1984-1978	w/ Double Flat Shaft	46-87	46-87	----
1977-1969	w/ Double Flat Shaft	45-25	45-25	----
1968-1963		44-05 ¹⁰	44-05 ¹⁰	----
PD-SERIES HUSTLER				
1976-1971		45-29	44-05	----
MACK				
CONVENTIONAL CAB				
B SERIES				
1966-1953		44-04	44-04	----
C SERIES				
1965-1964		44-04	44-04	----
DM/DMM SERIES				
1992-1965		45-52	45-53	----
R SERIES (EXCLUDING SUPER-LINER)				
2002-1993	RD800	45-52	45-53	----
1992-1990	All Others	45-52	45-53	----
1989-1965		45-52	45-53	----
SUPER-LINER				
1984-1978		45-52	45-53	----
U SERIES				
1989-1965		45-52	45-53	----
TILT CAB				
CRUISE-LINER (WL/WS SERIES)				
1983-1973		46-29	46-29	----
F SERIES				
1981-1962		44-05	44-05	----
H SERIES				
1965-1955		44-04	44-04	----
M SERIES OFF HIGHWAY				
1975-1960		44-05	44-05	----
MB SERIES				
1978-1963		45-23	45-23	----
MC SERIES				
1987-1977		44-63	44-63	----
MR SERIES				
1991-1988	w/ Air & Vacuum Wipers	44-63	44-63	----
1987-1977		44-63	44-63	----
ULTRA-LINER (MH SERIES)				
1994-1991		44-65	44-65	----

MAKE	MODEL	REPLACEMENT		
		Driver	Pass	Rear
Year	Notes			
MARMON (cont.)				
CONVENTIONAL CAB				
ALL CONVENTIONAL CAB				
1988-1974		44-04	44-04	---
OSHKOSH				
CONVENTIONAL CAB				
B SERIES (HALF-CAB)				
1982-1976		45-79 ²	45-79 ²	---
F SERIES				
1991-1974		44-04	44-04	---
H SERIES				
2005-1994		44-01	44-01	---
HB SERIES				
1993-1992		44-01	44-01	---
P SERIES				
2013-1994		44-01	44-01	---
1990-1970		44-01	44-01	---
PETERBILT				
CONVENTIONAL CAB				
ALL CONVENTIONAL CAB				
2014-2013	Except 567, 579	44-68	44-68	---
2012	Except 587	44-68	44-68	---
2011	Except 387, 587	44-68	44-68	---
2010-2000	Except 387	44-68	44-68	---
1999-1997	Except 377, 385	44-68	44-68	---
1996	Except 377	44-68	44-68	---
1995-1987		44-68	44-68	---
1986-1964		44-04	44-04	---
TILT CAB				
282				
1980-1965		45-24	45-24	---
352				
1979-1975		45-24	45-24	---
CB-200				
1978-1972		45-30	45-30	---
CB-300				
1978-1972		45-30	45-30	---
MID-RANGER				
1989-1988		44-68	44-68	---
UTILIMASTER (UMC)				
STEP VAN				
AEROMATE				
1993-1990		45-80	45-80	---
WALTER				
CONVENTIONAL CAB				
B SERIES				
1980		44-05	44-05	---
U SERIES				
1980		45-74	44-05	---

²To replace OEM arm, use Wet Arm Kit #48-03 (not included); ¹⁰w/ 1/4"-28 Screw Shaft

MAKE MODEL		REPLACEMENT		
Year	Notes	Driver	Pass	Rear
WALTER (cont.)				
<i>TILT CAB</i>				
Z SERIES				
1980		44-05	44-05	---
WESTERN STAR				
<i>CONVENTIONAL CAB</i>				
ALL CONVENTIONAL				
1989-1985	w/ Air & Vacuum Wipers	44-57	44-57	---
	w/ Electric Wipers	44-57	44-57	---
1984-1978		44-57	44-57	---
1977-1967	w/ Bayonet Style Arm	44-06	44-06	---
WHITE				
<i>CONVENTIONAL CAB</i>				
4000, 9000				
1977-1967	w/ Bayonet Style Arm	44-06	44-06	---
	w/ Saddle Style Arm	44-04	44-04	---
ROAD BOSS				
1977-1967	w/ Bayonet Style Arm	44-06	44-06	---
	w/ Saddle Style Arm	44-04	44-04	---
WC SERIES				
1963-1957	w/ Diesel Engine	41-02	41-02	---
<i>TILT CAB</i>				
1500 SERIES				
1973-1960	w/ Electric & Air Wipers	44-04	44-04	---
	w/ Vacuum Wipers	44-02	44-02	---
6000 SERIES (XPEDITOR)				
1974-1970		45-05 ¹⁰	45-05 ¹⁰	---
	w/ Double Flat Shaft	45-24	45-24	---
7000 SERIES				
1972-1962		44-05	44-05	---
ROAD COMMANDER (RC SERIES)				
1975-1971		45-25	45-25	---
ROAD XPEDITOR (RX SERIES)				
1976-1974		45-24	45-24	---
ROAD XPEDITOR 2 (RX SERIES)				
1977		45-24	45-24	---
TREND				
1971-1967		45-26	45-26	---

¹⁰w/ 1/4"-28 Screw Shaft



MAKE	MODEL	REPLACEMENT		
Year	Notes	Driver	Pass	Rear
BEECHWOOD				
22				
1971		45-30	---	---
CHINOOK				
2200				
1970		45-27	45-27	---
COACHMEN				
ALL				
1980-1977		45-29	45-29	---
CATALINA				
1987-1984		46-19	46-19	---
CONCORD				
24				
1977-1974		45-27	45-27	---
CRUISE AIR				
22				
1977		45-29	45-29	---
1973		45-27	45-27	---
EXECUTIVE				
DIPLOMAT II				
1979		45-29	45-29	---
FLEETWOOD				
PACE ARROW				
1980-1975		45-29	45-29	---
HERITAGE				
2000				
1986-1983		45-29	45-29	---
HOLIDAY RAMBLER				
NAVIGATOR				
2004-2002		46-12	46-14	---
1998-1994		46-12	46-14	---
JOURNEY				
25				
1976		45-80	45-80	---
LANDAU				
22				
1969		44-06	44-06	---
LARK				
LARK				
1974		45-29	45-29	---
MIDAS				
MIDAS				
1978-1977		45-29	45-29	---

MAKE	MODEL	REPLACEMENT		
Year	Notes	Driver	Pass	Rear
OPEN ROAD (cont.)				
22				
1973-1972		45-27	45-27	---
SIGHTSEER				
R40				
1973-1972		45-30	45-30	---
SPRINTER				
SPINTER				
1979		45-80	45-80	---
STARCRAFT				
STAR CRUISER				
1973-1971		45-27	45-27	---
SWINGER				
LA VISTA				
1976		45-80	45-80	---
SQUIRE				
1975-1974		45-79	45-79	---
TIFFIN MOTORHOMES				
OPEN ROAD				
1992-1988		45-27 ²	45-27 ²	---
TRAVCO				
ALL				
1977-1970		45-27	45-27	---
TRAVEL QUEEN				
27				
1976		45-29	45-29	---
WAYFARER				
25				
1972		45-25	45-25	---
WINNEBAGO				
27				
1971		45-22	45-22	---
BRAVE				
1972-1971		44-04	44-04	---
CHIEFTAN				
1972-1971		44-04	44-04	---
INDIAN				
1972-1971		44-04	44-04	---

²To replace OEM arm, use Wet Arm Kit #48-03 (not included)

MAKE		REPLACEMENT		
Year	Model	Driver	Pass	Rear
AMERICAN TRANSPORTATION				
<i>TYPE C - CONVENTIONAL</i>				
VOLUNTEER				
1997-1992		44-06	44-06	---
BLUE BIRD				
<i>TYPE C - CONVENTIONAL</i>				
CONVENTIONAL				
2003-1962		45-24	45-24	---
<i>TYPE D - TRANSIT STYLE</i>				
ALL AMERICAN				
1989-1962		46-18	46-18	---
CARPENTER				
<i>TYPE B - INTEGRATED CONVENTIONAL</i>				
CADET				
1981	w/ Fixed Arc Arm	45-26	45-26	---
1979-1977	w/ Pantograph Arm	45-80	45-80	---
<i>TYPE C - CONVENTIONAL</i>				
CLASSIC				
1986-1965		44-06	44-06	---
CHEVROLET				
<i>TYPE A - CUTAWAY VAN</i>				
G-SERIES BUS				
1982-1965		41-03	41-03	---
CROWN COACH				
<i>TYPE D - TRANSIT STYLE</i>				
SUPERCOACH				
1981-1978		46-94	46-94	---
1977-1960		46-26	46-26	---
1959-1955		45-22	45-22	---
DODGE				
<i>TYPE A - CUTAWAY VAN</i>				
B-SERIES BUS				
1984-1971		41-03	41-03	---
FORD				
<i>TYPE A - CUTAWAY VAN</i>				
E-SERIES BUS				
1974-1961		41-03	41-03	---
FORTIBUS				
<i>TYPE B - INTEGRATED CONVENTIONAL</i>				
SCHOOL BUS				
1976	Use w/ Adapter 47-19	45-77	45-77	---
GILLIG BROTHERS				
<i>TYPE D - TRANSIT STYLE</i>				
TRANSIT COACH				
1982-1961	Use w/ Adapter 47-20	45-80	45-80	---

MAKE	MODEL	REPLACEMENT		
Year	Notes	Driver	Pass	Rear
GMC (cont.)				
TYPE A - CUTAWAY VAN				
G-SERIES BUS				
1984-1965		41-03	41-03	---
PLYMOUTH				
TYPE A - CUTAWAY VAN				
VOYAGER (PB-SERIES)				
1983-1974		41-03	41-03	---
SUPERIOR COACH				
TYPE B - INTEGRATED CONVENTIONAL				
PACEMAKER				
1978-1976		45-79	45-79	---
TYPE C - CONVENTIONAL				
PIONEER				
1982-1968		45-23	45-23	---
TYPE D - TRANSIT STYLE				
SUPERCRUISER				
1973		46-74	46-74	---
THOMAS BUILT				
TYPE B - INTEGRATED CONVENTIONAL				
MIGHTY MITE				
1981-1980		45-27	45-27	---
TYPE C - CONVENTIONAL				
SAF-T-LINER (CONVENTIONAL)				
2005-1972		45-25	45-25	---
1971-1968		45-23	45-23	---
1955-1951		41-01	41-01	---
TYPE D - TRANSIT STYLE				
SAF-T-LINER (TRANSIT)				
1980-1974		46-21	46-21	---
WARD BODY WORKS				
TYPE B - INTEGRATED CONVENTIONAL				
COACHETTE				
1980-1979		45-79	45-79	---
TYPE C - CONVENTIONAL				
CONVENTIONAL				
1979-1971		45-25	45-25	---
1962-1960		41-02	41-02	---
1958-1952		41-02	41-02	---
1951		41-01	41-01	---
PATRIOT				
1991-1980		45-79	45-79	---
VOLUNTEER				
1992-1982		44-06	44-06	---
1981-1980		45-25	45-25	---

MAKE	MODEL	REPLACEMENT		
Year	Notes	Driver	Pass	Rear
WARD BODY WORKS (cont.)				
TYPE D - TRANSIT STYLE				
TRANSIT				
1967		46-18	46-18	---
WAYNE				
TYPE C - CONVENTIONAL				
CONVENTIONAL				
1972-1969		45-27	45-27	---
1968-1967		45-23	45-23	---
1955-1951		41-02	41-02	---
LIFEGUARD				
1990-1981		46-87	46-88	---
1980		45-25	45-25	---
		46-87	46-88	---
1979-1973		45-25	45-25	---

MAKE	MODEL	REPLACEMENT		
Year	Notes	Driver	Pass	Rear
AM GENERAL				
ALL MODELS				
1979-1974		46-62	46-62	---
CHAMPION				
CTS				
2008-1993		46-36	46-36	---
CROWN COACH				
TRANSIT BUS				
1981-1978		46-94	46-94	---
1977-1969		46-26	46-26	---
FLXIBLE BUS				
GMC NEW LOOK (96" & 102" CHASSIS)				
1975-1972		45-24	45-24	---
1971-1964		45-25	45-25	---
GILLIG				
PHANTOM				
2002-1997		46-75	46-75	---
GMC				
NEW LOOK (96" & 102" CHASSIS)				
1977-1959		46-61	46-61	---
PARLOR (96" CHASSIS)				
ALL		46-52	46-52	---
RTS				
1987-1977		46-12	46-12	---
GRUMMAN FLXIBLE				
870 COACH				
1983-1978		46-75	46-75	---
MCI				
A SERIES COACH				
1991-1985		46-40	46-40	---
B SERIES COACH				
1994-1991		46-40	46-40	---
MC-5				
1977	Except 5C	46-40	46-40	---
1976-1964		46-40	46-40	---
MC-9				
1990-1989		45-42	45-42	---
1987-1978		45-42	45-42	---
NOVA BUS				
RTS				
2004-1995		46-12	46-12	---

PART DESCRIPTION
Automotive Beam Wiper Blades - Contour

C-14-UB	14" Contour UB Blade
C-15-UB	15" Contour UB Blade
C-16-UB	16" Contour UB Blade
C-17-UB	17" Contour UB Blade
C-18-UB	18" Contour UB Blade
C-19-UB	19" Contour UB Blade
C-20-UB	20" Contour UB Blade
C-21-UB	21" Contour UB Blade
C-22-UB	22" Contour UB Blade
C-24-UB	24" Contour UB Blade
C-26-UB	26" Contour UB Blade
C-28-UB	28" Contour UB Blade
C-15-OE	15" Contour OE Blade
C-17-OE	17" Contour OE Blade
C-18-OE	18" Contour OE Blade
C-19-OE	19" Contour OE Blade
C-20-OE	20" Contour OE Blade
C-21-OE	21" Contour OE Blade
C-22-OE	22" Contour OE Blade
C-24-OE	24" Contour OE Blade
C-26-OE	26" Contour OE Blade
C-28-OE	28" Contour OE Blade
C-14-N	14" Contour OE 19mm Bayonet & Side Pin
C-17-N	17" Contour OE 19mm Bayonet & Side Pin
C-18-N	18" Contour OE 19mm Bayonet & Side Pin
C-19-N	19" Contour OE 19mm Bayonet & Side Pin
C-20-N	20" Contour OE 19mm Bayonet & Side Pin
C-21-N	21" Contour OE 19mm Bayonet & Side Pin
C-22-N	22" Contour OE 19mm Bayonet & Side Pin
C-24-N	24" Contour OE 19mm Bayonet & Side Pin
C-26-N	26" Contour OE 19mm Bayonet & Side Pin

Automotive Hybrid Wiper Blades - Transform

T-14-UB	14" Transform Hybrid Blade
T-16-UB	16" Transform Hybrid Blade
T-17-UB	17" Transform Hybrid Blade
T-18-UB	18" Transform Hybrid Blade
T-19-UB	19" Transform Hybrid Blade
T-20-UB	20" Transform Hybrid Blade
T-21-UB	21" Transform Hybrid Blade
T-22-UB	22" Transform Hybrid Blade
T-24-UB	24" Transform Hybrid Blade
T-26-UB	26" Transform Hybrid Blade
T-28-UB	28" Transform Hybrid Blade

Automotive Beam Wiper Blades - Profile

A-14-M	14" Profile Master Connect Blade
A-15-M	15" Profile Master Connect Blade
A-16-M	16" Profile Master Connect Blade
A-17-M	17" Profile Master Connect Blade
A-18-M	18" Profile Master Connect Blade
A-19-M	19" Profile Master Connect Blade
A-20-M	20" Profile Master Connect Blade
A-21-M	21" Profile Master Connect Blade
A-22-M	22" Profile Master Connect Blade
A-24-M	24" Profile Master Connect Blade
A-26-M	26" Profile Master Connect Blade
A-28-M	28" Profile Master Connect Blade

Automotive Beam Shop Pack Blades - Profile

SP-16	16" Profile Blade - Shop Pack
SP-17	17" Profile Blade - Shop Pack
SP-18	18" Profile Blade - Shop Pack
SP-19	19" Profile Blade - Shop Pack
SP-20	20" Profile Blade - Shop Pack

PART DESCRIPTION
Automotive Beam Shop Pack Blades - Profile (cont.)

SP-21	21" Profile Blade - Shop Pack
SP-22	22" Profile Blade - Shop Pack
SP-24	24" Profile Blade - Shop Pack
SP-26	26" Profile Blade - Shop Pack
SP-28	28" Profile Blade - Shop Pack
MC-1	Master Connector, 9x3mm J-Hook
MC-2	Master Connector, 9x4mm J-Hook Shim use w/ MC1
MC-3	Master Connector, 22MM Bayonet
MC-4	Master Connector, Pinch Tab
MC-5	Master Connector, 22MM Side Pin
MC-6	Master Connector, 3/16" & 1/4" Side Pin

Automotive Premium Conventional Wiper Blades

91-10	10" AeroVantage Blade
91-11	11" AeroVantage Blade
91-12	12" AeroVantage Blade
91-13	13" AeroVantage Blade
91-14	14" AeroVantage Blade
91-15	15" AeroVantage Blade
91-16	16" AeroVantage Blade
91-17	17" AeroVantage Blade
91-18	18" AeroVantage Blade
91-19	19" AeroVantage Blade
91-20	20" AeroVantage Blade
91-21	21" AeroVantage Blade
91-22	22" AeroVantage Blade
91-24	24" AeroVantage Blade
91-26	26" AeroVantage Blade
91-28	28" AeroVantage Blade

Automotive Conventional Wiper Blades

31-10	10" ANCO Blade
31-11	11" ANCO Blade
31-12	12" ANCO Blade
31-13	13" ANCO Blade
31-14	14" ANCO Blade
31-15	15" ANCO Blade
31-16	16" ANCO Blade
31-17	17" ANCO Blade
31-18	18" ANCO Blade
31-19	19" ANCO Blade
31-20	20" ANCO Blade
31-21	21" ANCO Blade
31-22	22" ANCO Blade
31-24	24" ANCO Blade
31-26	26" ANCO Blade
31-28	28" ANCO Blade

Rear Blades - ANCO

AR-11A	11" O.E. Direct Fit
AR-12A	12" O.E. Direct Fit
AR-12B	12" O.E. Direct Fit
AR-12E	12" O.E. Direct Fit
AR-12F	12" O.E. Direct Fit
AR-14A	14" O.E. Direct Fit
AR-14B	14" O.E. Direct Fit
AR-14C	14" O.E. Direct Fit
AR-14D	14" O.E. Direct Fit
AR-16A	16" O.E. Direct Fit
AR-16B	16" O.E. Direct Fit
AR-16E	16" O.E. Direct Fit

Automotive Wiper Blades - Winter

30-11	11" Winter Blade
30-13	13" Winter Blade
30-15	15" Winter Blade

PART DESCRIPTION
Automotive Wiper Blades - Winter (cont.)

30-16	16" Winter Blade
30-18	18" Winter Blade
30-20	20" Winter Blade
30-22	22" Winter Blade
30-24	24" Winter Blade
30-18-OE	18" OE Winter Blade
30-20-OE	20" OE Winter Blade
30-22-OE	22" OE Winter Blade
30-24-OE	24" OE Winter Blade

Automotive Wiper Blades - Specialty

20-09	9" Specialty Blade
20-10	10" Specialty Blade
20-11	11" Specialty Blade
20-12	12" Specialty Blade
22-20	20" Specialty Blade
22-24	24" Specialty Blade

Wiper Refills - Automotive

19-12	12" Narrow Refills (steel rails)
19-13	13" Narrow Refills (steel rails)
19-14	14" Narrow Refills (steel rails)
19-15	15" Narrow Refills (steel rails)
19-16	16" Narrow Refills (steel rails)
19-17	17" Narrow Refills (steel rails)
19-18	18" Narrow Refills (steel rails)
19-19	19" Narrow Refills (steel rails)
19-20	20" Wide Refills (steel rails)
19-21	21" Wide Refills (steel rails)
19-22	22" Wide Refills (steel rails)
19-24	24" Wide Refills (steel rails)
19-28	28" Wide Refills (steel rails)
N-12R	12" Narrow Refills
N-13R	13" Narrow Refills
N-14R	14" Narrow Refills
N-15R	15" Narrow Refills
N-16R	16" Narrow Refills
N-17R	17" Narrow Refills
N-18R	18" Narrow Refills
N-19R	19" Narrow Refills
N-20R	20" Narrow Refills
N-21R	21" Narrow Refills
N-22R	22" Narrow Refills
N-24R	24" Narrow Refills
U-13R	13" Universal Refills
U-14R	14" Universal Refills
U-15R	15" Universal Refills
U-16R	16" Universal Refills
U-17R	17" Universal Refills
U-18R	18" Universal Refills
U-19R	19" Universal Refills
U-20R	20" Universal Refills
U-21R	21" Universal Refills
U-22R	22" Universal Refills
U-24R	24" Universal Refills
W-20R	20" Wide Refills
W-21R	21" Wide Refills
W-22R	22" Wide Refills
W-24R	24" Wide Refills
W-26R	26" Wide Refills
W-28R	28" Wide Refills

Wiper Blades - Heavy Duty Flat

51-06	6" HD Ten-Edge Blade
51-07	7" HD Ten-Edge Blade

PART DESCRIPTION
Wiper Blades - Heavy Duty Flat (cont.)

51-08	8" HD Ten-Edge Blade
51-09	9" HD Ten-Edge Blade
51-10	10" HD Ten-Edge Blade
51-11	11" HD Ten-Edge Blade
51-12	12" HD Ten-Edge Blade
51-13	13" HD Ten-Edge Blade
51-14	14" HD Ten-Edge Blade
51-15	15" HD Ten-Edge Blade
51-16	16" HD Ten-Edge Blade
51-17	17" HD Ten-Edge Blade
51-18	18" HD Ten-Edge Blade
51-19	19" HD Ten-Edge Blade
51-20	20" HD Ten-Edge Blade
51-21	21" HD Ten-Edge Blade
51-22	22" HD Ten-Edge Blade
57-23	13" HD Ten-Edge Blade (black)
57-24	14" HD Ten-Edge Blade (black)
57-25	15" HD Ten-Edge Blade (black)
57-26	16" HD Ten-Edge Blade (black)
57-28	18" HD Ten-Edge Blade (black)
57-30	20" HD Ten-Edge Blade (black)

Wiper Blades - Heavy Duty Curved

52-10	10" HD Clear-Flex Blade
52-12	12" HD Clear-Flex Blade
52-14	14" HD Clear-Flex Blade
52-15	15" HD Clear-Flex Blade (black)
52-16	16" HD Clear-Flex Blade
52-18	18" HD Clear-Flex Blade
52-20	20" HD Clear-Flex Blade
52-26	26" Special HD Clear-Flex Blade
52-27	26" Special HD Clear-Flex Blade (black)
57-04	14" HD Clear-Flex Blade (black)
57-05	10" HD Clear-Flex Blade (black)
57-06	12" HD Clear-Flex Blade (black)
57-08	16" HD Clear-Flex Blade (black)
57-09	18" HD Clear-Flex Blade (black)
57-10	20" HD Clear-Flex Blade (black)
57-12	22" Special HD Clear-Flex Blade (black)
57-14	24" Special HD Clear-Flex Blade (black)

Wiper Blades - Heavy Duty HYCAR Synthetic - Flat

54-11	11" HD Ten-Edge Blade w/ HYCAR Synthetic Rubber
54-13	13" HD Ten-Edge Blade w/ HYCAR Synthetic Rubber
54-14	14" HD Ten-Edge Blade w/ HYCAR Synthetic Rubber
54-15	15" HD Ten-Edge Blade w/ HYCAR Synthetic Rubber
54-16	16" HD Ten-Edge Blade w/ HYCAR Synthetic Rubber
54-18	18" HD Ten-Edge Blade w/ HYCAR Synthetic Rubber
54-20	20" HD Ten-Edge Blade w/ HYCAR Synthetic Rubber

Wiper Blades - Heavy Duty HYCAR Synthetic - Curved

55-12	12" HD Clear-Flex Blade w/ HYCAR Synthetic Rubber
55-16	16" HD Clear-Flex Blade w/ HYCAR Synthetic Rubber
55-18	18" HD Clear-Flex Blade w/ HYCAR Synthetic Rubber
55-20	20" HD Clear-Flex Blade w/ HYCAR Synthetic Rubber

Wiper Blades - Heavy Duty Winter

59-13	13" HD Winter Blade w/ Std. Saddle
59-15	15" HD Winter Blade w/ Std. Saddle
59-16	16" HD Winter Blade w/ Std. Saddle
59-18	18" HD Winter Blade w/ Std. Saddle
59-19	18" HD Winter Blade w/ 0.50" Saddle
59-20	20" HD Winter Blade w/ 0.50" Saddle
59-22	22" HD Winter Blade w/ 0.50" Saddle
59-22VN	22" HD Winter Blade w/ 0.50" Saddle Poly Bag - 25 pack
59-24	24" HD Winter Blade w/ 0.50" Saddle

PART DESCRIPTION

Wiper Blades - Heavy Duty Specialty (cont.)

50-20	20" MD Blade w/ Wide Bridge
50-22	22" MD Blade w/ Wide Bridge
50-24	24" MD Blade w/ Wide Bridge
50-26	26" MD Blade w/ Wide Bridge
50-28	28" MD Blade w/ Wide Bridge
50-32	32" MD Blade w/ Wide Bridge

Wiper Blades - Special HD For Pin Type Arms

52-24	24" MD Low Profile Blade (Black)
52-28	20" Special HD Blade (Gray)
57-22	22" Special HD Blade (Gray)
57-40	20" Special HD Blade (Black)

Wiper Blades - Special HD HY-BRIDGE

57-01	18" Special HY-Bridge HD Blade (Gray)
57-18	18" Special HY-Bridge HD Blade (Black)

Wiper Refills - Heavy Duty

53-12	12" HD Clear-Flex Refill
53-14	14" HD Clear-Flex Refill
53-15	15" HD Clear-Flex Refill
53-16	16" HD Clear-Flex Refill
53-18	18" HD Clear-Flex Refill
53-20	20" HD Clear-Flex Refill
53-22	22" HD Clear-Flex Refill
53-24	24" HD Clear-Flex Refill
53-26	26" HD Clear-Flex Refill

Wiper Refills - HD HYCAR Synthetic Refill

56-14	14" HD HYCAR Synthetic Rubber Refill
56-16	16" HD HYCAR Synthetic Rubber Refill
56-18	18" HD HYCAR Synthetic Rubber Refill
56-20	20" HD HYCAR Synthetic Rubber Refill

Wiper Blade to Arm Adapters

48-05	Adapter - Double Ended Pin to 3/16" Side Pin - 6 pack
48-06	Adapter - 9x3mm Short J-Hook (15-28" blades)
48-07	Adapter - 9x3mm Short J-Hook (12-14" blades)
48-08	Adapter - 2 Screw Bayonet to 3/16" Side Pin - 6 pack
48-09	Connector - 3/16" Pin & 9x3mm J-Hook - 6 pack
48-10	Connector - 1/4" Pin & 9x3mm J-Hook - 6 pack
48-11	9x4mm J-Hook Shim - 6 pack
48-12	Adapter - 7mm Bayonet to 9x3mm J-Hook - 6 pack
48-14	End Cap for N-Series Refills - 6 pack
48-15	Wiper Blade-to-Arm Connector Assortment
48-17	Adapter - 9.5mm Bayonet to 9x3mm J-Hook
48-18	9x4mm J-Hook Shim for Winter Blade
48-19	Connector - 9x3mm J-Hook
MC-1	Master Connector, 9x3mm J-Hook
MC-2	Master Connector, 9x4mm J-Hook Shim use w/ MC1
MC-3	Master Connector, 22MM Bayonet
MC-4	Master Connector, Pinch Tab
MC-5	Master Connector, 22MM Side Pin
MC-6	Master Connector, 3/16" & 1/4" Side Pin
MC-11*	Master Connector, M Series Hook Pin Connector
MC-12*	Master Connector, M Series OE Connector
MC-13*	Master Connector, Flat Bayonet

Wiper Arms - Automotive

41-01	8-11.5" Adjustable Arm w/ 5mm Bayonet End
41-02	10.8-14.5" Adjustable Arm w/ 5mm Bayonet End
41-03	14-19" Adjustable Arm w/ 7mm Bayonet End
43-28	19.92" Automotive Wiper Arm
43-30	19.25" Automotive Wiper Arm
43-31	20.98" Automotive Wiper Arm
43-58	20.20" Automotive Wiper Arm
43-64	19.18" Automotive Wiper Arm

PART DESCRIPTION

Wiper Arms - Automotive (cont.)

43-65	18.63" Automotive Wiper Arm
-------	-----------------------------

Wiper Arms - Commercial Vehicles

44-01	10.8-15.5" Adj. Arm w/ Adjustable Saddle
44-02	14-19" Adj. Arm w/ Adjustable Saddle
44-03	14-19" Adj. Arm w/ Adjustable Saddle
44-04	10.8-15.8" Adj. Arm w/ Adjustable Saddle
44-05	15-19" Adj. Arm w/ Adjustable Saddle
44-06	12.25-17.25" Adj. Arm w/ 7mm Bayonet End
44-14	14" MD Std. Arc Arm w/ Adjustable Saddle
44-16	16" MD Std. Arc Arm w/ Adjustable Saddle
44-18	18" MD Std. Arc Arm w/ Adjustable Saddle
44-20	20" MD Std. Arc Arm w/ Adjustable Saddle
44-27	16" MD Std. Arc Arm w/ Adjustable Saddle
44-50	18.8" HD Std. Arc Arm w/ Fixed Saddle
44-51	18.8" HD Std. Arc Arm w/ Fixed Saddle
44-52	13.9" HD Std. Arc Arm w/ Fixed Saddle
44-53	20" MD Std. Arc Arm w/ Adjustable Saddle
44-54	22.5" MD Std. Arc Arm w/ Adjustable Saddle
44-55	22.5" MD Std. Arc Arm w/ Adjustable Saddle
44-56	18.5" HD Std. Arc Arm w/ Fixed Saddle
44-57	12.5" HD Std. Arc Arm w/ Fixed Saddle
44-58	17" HD Std. Arc Arm w/ Fixed Saddle
44-59	20.8" HD Pantograph Arm w/ Side Saddle
44-60	20.8" HD Pantograph Arm w/ Side Saddle
44-61	20" HD Pantograph Arm w/ Side Saddle
44-62	20" HD Pantograph Arm w/ Side Saddle
44-63	29.5" HD Pantograph Arm w/ Side Saddle
44-64	20.5" HD Pantograph Arm w/ Side Saddle
44-65	20.5" HD Pantograph Arm w/ Side Saddle
44-68	13.5" HD Std. Arc Arm w/ 9x3mm J-Hook End
44-69	18.7" HD Std. Arc Arm w/ Fixed Saddle
44-70	15.5" HD Std. Arc Arm w/ Fixed Saddle

Wiper Arms - Heavy Duty

45-04	14" MD Std. Arc Arm w/ Adjustable Saddle
45-22	13" MD Std. Arc Arm w/ Adjustable Saddle
45-23	14" MD Std. Arc Arm w/ Adjustable Saddle
45-24	15" MD Std. Arc Arm w/ Adjustable Saddle
45-25	16" MD Std. Arc Arm w/ Adjustable Saddle
45-27	18" MD Std. Arc Arm w/ Adjustable Saddle
45-28	19" MD Std. Arc Arm w/ Adjustable Saddle
45-29	20" MD Std. Arc Arm w/ Adjustable Saddle
45-30	22" MD Std. Arc Arm w/ Adjustable Saddle
45-42	25.5" HD Driver Arm
45-43	29.0" HD Driver Arm
45-45	29" HD Idler Arm
45-52	12.6" HD Std. Arc Wet Arm w/ Fixed Saddle
45-53	13.9" HD Std. Arc Wet Arm w/ Fixed Saddle
45-68	20" HD Fixed Length Std. Pantograph Arms
45-74	15" HD Fixed Length Std. Pantograph Arms
45-75	16" HD Fixed Length Std. Pantograph Arms
45-76	17" HD Fixed Length Std. Pantograph Arms
45-77	18" HD Fixed Length Std. Pantograph Arms
45-78	19" HD Fixed Length Std. Pantograph Arms
45-79	20" HD Fixed Length Std. Pantograph Arms
45-80	22" HD Fixed Length Std. Pantograph Arms
45-84	25.5" HD Idler Arm w/ Bent Tube
45-85	25.5" HD Idler Arm w/ Bent Tube
45-87	13.5" Extension & Tip Assembly
45-88	12.56" Channel & Head Assembly
45-89	12.56" Channel & Head Assembly
45-94	27.5" HD Idler Arm w/ Bent Tube
45-96	36.38" Idler Arm

PART DESCRIPTION**Wiper Arms - Heavy Duty (cont.)**

45-97	36.38" Idler Arm
46-12	36.4" HD Driver Arm
46-14	36.4" HD Driver Arm
46-19	24" HD Pantograph Reinforced Arm
46-21	28" HD Pantograph Reinforced Arm
46-23	20" HD Pantograph Tubular Arm
46-26	25" HD Pantograph Tubular Arm
46-27	26.5" HD Pantograph Tubular Arm
46-29	29" HD Pantograph Arm
46-36	29.5" HD Driver Arm
46-37	29.28" HD Idler Arm
46-42	23" HD Idler Arm
46-65	17.2" Ext. & Tip Assy. - Straight (Gray)
46-67	12.56" Channel & Head Assy. - Bent - LH
46-75	27.5" HD Driver Arm
46-77	28.0" HD Driver Arm
46-81	28.0" HD Idler Arm
46-83	25.5" HD Driver Arm
46-87	16.1" HD Std. Arc Wet Arm w/ Fixed Saddle
46-89	19.5" HD Std. Arc Wet Arm w/ Fixed Saddle
46-92	17.0" Special HD Pantograph Tubular Arm
46-93	14.5" Special HD Pantograph Tubular Arm
46-94	24.9" Special HD Pantograph Tubular Arm

Wiper Arms - Medium Duty

49-14PN	14" MD Fixed Length Std. Pantograph Arms
49-14PW	14" MD Fixed Length Std. Pantograph Arms
49-14R	14" MD Std. Arc Arm w/ Adjustable Saddle
49-16PN	16" MD Fixed Length Std. Pantograph Arms
49-16PW	16" MD Fixed Length Std. Pantograph Arms
49-16R	16" MD Std. Arc Arm w/ Adjustable Saddle
49-18PN	18" MD Fixed Length Std. Pantograph Arms
49-18PW	18" MD Fixed Length Std. Pantograph Arms
49-18R	18" MD Std. Arc Arm w/ Adjustable Saddle
49-20PN	20" MD Fixed Length Std. Pantograph Arms
49-20PW	20" MD Fixed Length Std. Pantograph Arms
49-20R	20" MD Std. Arc Arm w/ Adjustable Saddle
49-22PN	22" MD Fixed Length Std. Pantograph Arms
49-22PW	22" MD Fixed Length Std. Pantograph Arms
49-22R	22" MD Std. Arc Arm w/ Adjustable Saddle
49-24PN	24" MD Fixed Length Std. Pantograph Arms
49-24PW	24" MD Fixed Length Std. Pantograph Arms
49-24R	24" MD Std. Arc Arm w/ Adjustable Saddle
49-26PN	26" MD Fixed Length Std. Pantograph Arms
49-26PW	26" MD Fixed Length Std. Pantograph Arms
49-26R	26" MD Std. Arc Arm w/ Adjustable Saddle
49-28PN	28" MD Fixed Length Std. Pantograph Arms
49-28PW	28" MD Fixed Length Std. Pantograph Arms
49-28R	28" MD Std. Arc Arm w/ Adjustable Saddle

Wiper Arm Shaft Adapters

42-01	Arm Shaft Adapter - 1/2" Drum for 10-32 Threaded Shaft
42-02	Arm Shaft Adapter - 1/2" Drum for 1/4"-28 Threaded Shaft
42-03	Arm Shaft Adapter - 5/8" Drum for 1/4"-28 Threaded Shaft
42-07	Arm Shaft Adapter - 1/2" Drum for 5mm Round Shaft
42-09	Arm Shaft Adapter - 1/2" Drum for 6mm Round Shaft
42-75	Arm Shaft Adapter - 5/8" Drum Elevator for 1/2" Drum
42-80	Arm Shaft Adapter - 5/8" Drum Elevator for 5/8" Drum

Wiper Arm Parts and Assemblies

45-31	Tip & Bushing Assembly (Left)
45-32	Tip & Bushing Assembly (Right)
47-01	Tip & Bushing Assembly (Gray)
47-05	Connector Saddle (Std. Size)
47-06	Long Connector Saddle for HD Pantograph Arms

PART DESCRIPTION**Wiper Arm Parts and Assemblies (cont.)**

47-07	8-32 Saddle to Arm Screw w/ Flat Head
47-10	8-32 Cap Nut for 8-32 Saddle to Arm Screw
47-11	Stop Nut for 5-40 Std. Saddle Screw
47-12	Lock Washer for 8-32 Saddle to Arm Screw
47-14	5-40 X 3/4" Screw for Std. Saddle
47-15	5/16" Knurled Driver for Double Flat Shaft
47-16	3/8" Knurled Driver for Double Flat Shaft
47-17	3/8"-24 Cap Nut for 3/8" Double Flat Shaft
47-18	5/16"-32 Cap Nut for 5/16" Double Flat Shaft
47-19	Pivot Mounting & Gasket Assembly for 3/8" Double Flat Shaft
47-20	Pivot Mounting & Gasket Assembly for 5/16" Double Flat Shaft
47-23	Link & Std. Saddle Assembly
47-24	Bushing for Idler Arm or Driver Tip
47-26	Arm Tension Spring - 3/4" dia. (Silver)
47-31	HD Service Pack for Special Truck/Bus/Coach
47-32	Special Truck/Bus/Coach Arm Lever & Link Assembly
47-33	End Clip for HD Clear-Flex Blade & Refill
47-34	HD Adjustable Saddle Kit for Arms
47-37	Swivel Assembly
47-40	HD Clear-Flex Bridge Spacer for Trico Arms
47-63	5mm Bayonet to Dead-Locker Rectifier (20-Series Blade)
47-65	1/4"-28 Double Flat Shaft Crank Stud
47-74	Retaining Ring for Bronze Tip Bushing
47-87	Rivet (Arm Tip to Tube)
47-91	Connector Shim for 7mm to 5mm Bayonet (use w/ 48-12)
47-95	Link & 0.50" Wide Saddle (Right Hand)
47-96	Link & 0.50" Wide Saddle (Left Hand)
47-99	Idler Arm & Rod End Bearing w/ Stop Nut

Washer Pumps

61-02	GM Washer Pump - Motor Mount
61-05	GM Washer Pump - Reservoir Type
61-06	GM Valve Repair Kit - Small Nozzles
61-08	GM Valve Repair Kit - Large Nozzles
61-12	GM Washer Pump - Flex-vane
61-13	GM Washer Pump - Flex-vane
61-15	GM Washer Pump - Centrifugal
61-16	GM Washer Pump - Motor Mount
61-18	GM Washer Pump - Flex-vane w/ Adjustable Body
61-19	GM Washer Pump - Motor Mount w/ Wiper Delay Circuit
61-20	GM Washer Pump
62-01	Ford Washer Pump - Reservoir Type
63-01	Chrysler Washer Pump - Reservoir Type
64-01	Chrysler Washer Pump - Reservoir Type
64-02	Chrysler Washer Pump - Reservoir Type
65-01	Universal 12 Volt Pump
66-01	Universal 12 Volt Pump & Reservoir Kit
67-05	Import Washer Pump
67-06	Chrysler Washer Pump
67-07	Chrysler Washer Pump
67-08	Domestic / Import Washer Pump
67-09	Buick / Oldsmobile Washer Pump
67-10	General Motors Washer Pump
67-11	Ford Washer Pump
67-12	Volkswagen Washer Pump
67-13	Volkswagen Washer Pump
67-14	Domestic / Import Washer Pump
67-15	Audi / Mercedes / VW Washer Pump
67-16	Mercury / Nissan / Isuzu Washer Pump
67-17	Nissan Washer Pump
67-18	Domestic / Import Washer Pump
67-19	Import Washer Pump
67-20	Import Washer Pump
67-21	Nissan Washer Pump

PART	DESCRIPTION
Washer Pumps (cont.)	
67-22	Acura / Honda Washer Pump
67-23	Chrysler / Dodge / Plymouth / Jeep Washer Pump
67-24	Ford / Lincoln / Mercury Washer Pump
67-25	Jeep Washer Pump
67-26	Domestic / Import Washer Pump
67-27	Ford Washer Pump
67-28	Toyota Washer Pump
67-29	Ford Washer Pump
67-30	Import Washer Pump
67-31	General Motors Washer Pump
67-32	Chrysler Washer Pump
67-33	Chrysler Washer Pump
67-34	Import Washer Pump
67-35	Chrysler Washer Pump
67-36	Chrysler Washer Pump
67-37	General Motors Washer Pump
67-38	Ford Washer Pump
67-39	Ford Washer Pump
67-40	Import Washer Pump
67-41*	General Motors Washer Pump
67-42*	General Motors Washer Pump
67-43*	Hyundai/Kia Washer Pump
67-44*	General Motors Washer Pump
67-45*	Nissan/Infiniti Washer Pump
67-46*	Chrysler Washer Pump
67-47*	Chrysler Washer Pump
67-48*	BMW Washer Pump
67-49*	Chrysler Washer Pump
67-50*	Hyundai/Kia Washer Pump
67-51*	Chrysler Washer Pump
67-52*	Nissan/Infiniti Washer Pump
67-54*	General Motors Washer Pump
67-55*	Volvo Washer Pump
67-56*	GM, Hyundai & Kia Washer Pump
67-57*	Jeep Washer Pump
67-59*	Chrysler Washer Pump
67-60*	General Motors Washer Pump

Washer System Components	
48-03	Wet Arm Washer Kit - Saddle Mounted
48-04	Wet Arm Washer Kit - Extension Mounted
48-13	Wet Arm Adapter - 2 pack
48-16	Wet Arm Kit
48-20*	Washer Level Switch
48-21*	Washer Pump Check Valve
74-332	3/32" Tubing, 50' Length
74-764	7/64" Tubing, 50' Length
78-764	3/32" & 7/64" Tubing, 6' Length of each

Merchandise Pre-Pack Assortments	
AV910A	AeroVantage Blade Assortment
AW310A	ANCO Blade Assortment
CB100	Contour Counter Display/Assortment
CB200	Contour Floor Display/Assortment
AR100	Rear Blade Assortment
SPD400	Profile Shop Pack Display w/SM Product Asst.
SPD402	Profile Shop Pack Display Complete Product Asst.
WB300A	Winter Blade Assortment

Displays	
05575	Merchandise Display Hook Pack - 50 Hooks
06229	Retail Mobile Display
07796	Four Foot Three-Tier Pegboard Display
CB7519	Contour Counter Display
CB7520	Contour Floor Display

PART	DESCRIPTION
Displays (cont.)	
PB540	Profile Bin Display (holds 54 blades)
SPD7789	Profile Shop Pack Floor Display Only
RAC100	Complete mobile display w/signage, 35 hooks, 3 tiers
2T100	Wall rack w/signage, 2 tiers, 26 hooks
1T100	Single tier addition for RAC100 & 2T100 includes 10 hooks
H100	Additional hooks for RAC100, 2T100
RAC60*	Wire display, 12 hooks, 2 tiers
RAC100PB*	Price Bar Kit For RAC100 and 2T100

COMP NO.	ANCO	COMP NO.	ANCO	COMP NO.	ANCO	COMP NO.	ANCO	COMP NO.	ANCO
A/C DELCO		BOSCH (cont.)		BOSCH (cont.)		CARQUEST (cont.)		CARQUEST (cont.)	
8-116	31-16	40714	31-14	43318	N-18R	16-51	31-16	358-150	31-15
8-122	31-22	40715	31-15	43319	N-19R	16-52	31-16	358-160	31-16
8-2161	91-16	40716A	31-16	43320	N-20R	16-58	31-17	358-180	31-18
8-2221	91-22	40717A	31-17	43321	N-21R	17-51	31-17	358-200	22-20
8-316	30-16	40718A	31-18	43322	N-22R	17-53	31-17	358-200	31-20
8-322	30-22	40719A	31-19	43324	N-24R	18-51	31-18	358-201	31-20
8-3225	30-22	40720A	31-20	460	C-19-OE	18-510	31-18	358-220	31-22
8-416	31-16	40721	31-21	461	C-20-OE	18-52	31-18	359-110	31-11
8-422	31-22	40722A	31-22	462	C-21-OE	18-53	31-18	359-130	31-13
8-916	C-16-UB	40724	31-24	463	C-22-OE	18-58	31-18	359-140	31-14
8-922	C-22-UB	40726	31-26	464	C-24-OE	19-51	31-19	359-150	31-15
D6332E	48-20*	40728	31-28	465	C-26-OE	19-52	31-19	359-160	31-16
BALKAMP		40913	91-13	466	C-28-OE	19-53	31-19	359-170	31-17
665-1551	61-02	40915	91-15	47716	30-16	19-57	31-19	359-182	31-18
665-1553	61-16	40916	91-16	47718	30-18	19-59	31-19	359-192	31-19
665-1557	62-01	40917	91-17	47720	30-20	20-51	31-20	359-205	31-19
665-1559	63-01	40918	91-18	47722	30-22	20-52	31-20	359-210	31-20
665-1563	61-05	40919	91-19	47724	30-24	20-53	31-20	359-230	31-22
665-1564	64-01	40920	91-20	4816	A-16-M	20-54	31-20	451-150	U-15R
665-1586	61-16	40921	91-21	4817	A-17-M	20-58	31-20	451-160	U-16R
665-1593	61-13	40922	91-22	4818	A-18-M	20-59	31-20	451-180	U-18R
665-1594	66-01	40924	91-24	4819	A-19-M	21-51	31-21	451-190	U-19R
665-1597	61-15	40928	91-28	4820	A-20-M	21-59	31-21	451-200	U-20R
665-1598	61-12	416A	C-16-UB	4821	A-21-M	22-51	31-22	451-220	U-22R
665-1614	61-18	417A	C-17-UB	4822	A-22-M	22-54	31-22	453-150	U-15R
665-1615	64-02	417B	C-17-UB	4824	A-24-M	22-59	31-22	453-160	U-16R
BORGWARNER		418A	C-18-UB	4826	A-26-M	23-51	31-22	453-180	U-18R
W7090	64-01	418B	C-18-UB	4828	A-28-M	24-51	31-24	453-190	U-19R
W7332	61-02	41913	91-13	4840	A-21-M	24-54	31-24	453-200	U-20R
W7356	61-06	41915	91-15	4841	A-22-M	24-59	31-24	453-220	U-22R
W7357	61-08	41916	91-16	4842	A-24-M	2859	91-28	454-150	U-15R
W7606	61-16	41917	91-17	CARQUEST		350-221	31-22	454-160	U-16R
W7623	61-05	41918	91-18	11-51	31-11	350-240	31-24	454-170	U-17R
W7922	63-01	41919	91-19	11-56	20-11	353-101	20-10	454-180	U-18R
W7964	62-01	41920	91-20	12-52	31-12	353-111	20-11	454-190	U-19R
W9100	66-01	41921	91-21	13-51	31-13	353-122	20-12	454-200	U-20R
BOSCH		41922	91-22	14-51	31-14	356-150	91-15	454-220	U-22R
248B	C-28-UB	41924	91-24	14-52	31-14	356-161	91-16	454-240	U-24R
3-397-002-517	91-20	41926	91-26	14-58	31-14	356-170	91-17	455-155	N-16R
3-397-018-140	91-16	41928	91-28	15-51	31-15	356-181	91-18	455-160	N-17R
3-397-018-145	91-18	419A	C-19-UB	151-100	65-01	356-190	91-19	455-170	N-18R
3-397-018-150	91-20	419B	C-19-UB	151-101	61-08	356-202	91-20	455-190	N-19R
3-397-100-899	91-22	420A	C-20-UB	151-101	61-06	356-210	91-21	455-200	N-20R
3-397-100-952	30-18	420B	C-20-UB	151-500	61-12	356-220	91-22	455-205	N-21R
3-397-100-954	30-20	421A	C-21-UB	151-502	61-02	356-240	91-24	455-210	N-22R
3-398-100-910	91-16	421B	C-21-UB	151-504	61-05	356-500	W-20R	455-220	W-22R
3-398-100-911	91-18	422A	C-22-UB	151-505	61-13	357-111	30-11	455-240	W-24R
3-398-111-141	91-13	422B	C-22-UB	151-506	62-01	357-131	30-13	455-240	N-24R
3-398-112-133	91-20	424A	C-24-UB	151-509	63-01	357-150	30-15	455-245	N-24R
40316	31-16	426A	C-26-UB	151-509	64-02	357-160	30-16	455-280	W-28R
40317	31-17	428A	C-28-UB	151-510	61-15	357-165	30-16	456-150	N-15R
40318	31-18	43115	U-15R	151-512	61-12	357-180	30-18	456-160	N-16R
40319	31-19	43116	U-16R	151-513	61-18	357-185	30-18	456-170	N-17R
40320	31-20	43118	U-18R	151-514	64-01	357-201	30-20	456-180	N-18R
40321	31-21	43120A	U-19R	151-515	61-16	357-205	30-20	456-190	N-19R
40322	31-22	43120A	U-17R	151-516	61-16	357-220	30-22	456-200	N-20R
40324	31-24	43120A	U-15R	151-516	61-19	357-225	30-22	551-062	41-01
40326	31-26	43120A	U-20R	151-517	61-20	357-240	30-24	551-151	41-02
40328	31-28	43120A	U-18R	151-518	67-08	357-245	30-24	551-250	41-03
40710	31-10	43120A	U-16R	151-600	67-05	358-110	31-11	651-120	51-12
40711	31-11	43315	N-15R	151-602	67-08	358-120	31-12	651-131	57-23
40713	31-13	43316	N-16R	151-603	67-08	358-130	31-13	651-140	51-14
		43317	N-17R	151-604	67-08	358-140	31-14	651-151	57-25

COMP NO.	ANCO	COMP NO.	ANCO	COMP NO.	ANCO	COMP NO.	ANCO	COMP NO.	ANCO
CARQUEST (cont.)		CHRYSLER (cont.)		CHRYSLER (cont.)		DENSO (cont.)		FORD (cont.)	
651-160	51-16	2196332	20-12	5012615AB	91-13	161-0128	C-28-OE	C6UB-17528-A	31-16
651-170	51-17	2224816	41-02	5019244AA	67-49*	161-0221	C-21-OE	C6UB-17528-B	31-15
651-180	51-18	2224817	41-02	5019245AA	67-49*	161-0222	C-22-OE	C8AB-17528-A	31-16
651-190	51-19	2224818	20-12	5102881AA	91-12	161-0224	C-24-OE	C8AB-17528-A2	31-16
651-200	51-20	2427671	U-18R	5139113AA	67-47*	161-0322	C-22-OE	C9AZ-17664A	62-01
651-210	51-21	2580415	31-13	5139835AA	AR14C	161-0422	C-22-OE	C9TZ-17528-A	20-12
651-220	51-22	2580416	31-16	5139835AC	AR14C	161-0517	C-17-OE	DOHB-17526-B	44-70
653-120	52-12	2580417	31-16	5140446AA	67-59*	161-0519	C-19-OE	DOOZ-17528-A	31-16
653-140	52-14	2580418	31-18	5152076AA	67-46*	161-0520	C-20-OE	D0VB-17528-A2	31-19
653-160	52-16	2580419	31-18	5152076AB	67-46*	161-0521	C-21-OE	D1DZ-17528-A	31-16
653-180	52-18	2580420	41-03	5152076AC	67-46*	161-0524	C-24-OE	D3AZ-17528-A	31-18
653-181	57-01	2580421	41-03	5159075AA	67-59*	161-0526	C-26-OE	D4AZ-17528-C	31-16
653-200	52-20	2580422	41-03	5174876AA	AR14C	161-0619	C-19-OE	D4ZZ-17528-A	31-18
654-160	52-16	2770123	31-15	55154599	31-12	161-0620	C-20-OE	D5DZ-17528-B	31-16
654-180	52-18	2771906	31-16	55154613	67-08	161-0624	C-24-OE	D5FZ-17528-A	31-16
654-200	52-20	2771907	41-03	55154758	64-02	161-0719	C-19-OE	D5UZ-17528-A	31-19
655-200	52-28	2771913	31-18	56001133	31-18	161-0720	C-20-OE	D6FZ-17528-A	31-16
655-220	57-22	2771914	31-18	68018929AA	AR12E	161-0721	C-21-OE	D6ZZ-17528-A	31-18
656-130	59-13	2771965	31-15	68125519AA	67-47*	161-0724	C-24-OE	D6ZZ-17528-B	31-18
656-150	59-15	2771967	U-15R	MB-286961	67-08	161-0726	C-26-OE	D74Y-17528-A	31-16
656-180	59-18	2822969	41-03	MB-305232	67-08	161-0818	C-18-OE	D8BZ-18528-A	31-16
657-221	50-22	2822970	41-03	MB-622609	67-08	161-0819	C-19-OE	D8RZ-17528-A	31-15
657-221	57-12	2822999	41-03	MR339099	67-51*	161-0824	C-24-OE	D9OZ017528-A	31-16
657-241	50-24	2824070	41-01	T-1033137	67-08	161-0920	C-20-OE	D9ZZ-17528-A	31-16
657-261	50-26	2824071	41-01			161-0921	C-21-OE	DODB-17526-A	41-03
657-281	50-28	2824078	20-12	DENSO		161-1021	C-21-OE	DOHZ-17528-B	57-01
750-160	53-16	2824546	51-20	160-1112	91-12	161-1024	C-24-OE	E0AZ-17664A	62-01
750-180	53-18	2857903	41-03	160-1113	91-13	161-1316	C-16-UB	E8GY-17664-B	67-08
750-200	53-20	28889962	31-15	160-1114	91-14	161-1317	C-17-UB	E8RY-17664-A	67-08
750-260	53-26	2889847	31-16	160-1115	91-15	161-1318	C-18-UB	E92Z-17664-A	67-08
753-300	44-05	2889859	31-16	160-1116	91-16	161-1319	C-19-UB	E9BZ-17664-A	67-08
753-301	44-03	2889951	41-03	160-1117	91-17	161-1320	C-20-UB	F1CZ-17664-A	67-08
753-302	44-02	2889960	31-18	160-1118	91-18	161-1321	C-21-UB	F32Z-17664-A	67-08
753-303	44-04	2889961	31-16	160-1119	91-19	161-1322	C-22-UB	F3XY-17664-A	67-08
754-100	44-50	2913190	41-03	160-1120	91-20	161-1324	C-24-UB	F3XY-17664-B	67-08
754-101	44-51	2913191	31-13	160-1121	91-21	161-1326	C-26-UB	F6SZ-17664-BA	67-08
754-102	44-52	2913223	41-03	160-1124	91-24	161-1328	C-28-UB	F6SZ-17664-CA	67-08
754-102	45-52	2958504	41-03	160-1126	91-26			F6SZ-17664-DA	67-08
754-103	44-53	2958507	41-03	160-1419	91-19	FORD		F7CZ-17664-AA	67-08
754-103	45-30	3431041	41-03	160-1420	91-20	8J-17528	51-16	V0HB-17526-B	44-70
754-104	44-54	3431060	41-03	160-1421	91-21	B7TZ-17528-A	52-18	VC5UB-17528-AB	31-19
754-104	45-30	3431969	63-01	160-1422	91-22	B7TZ-17528-B	52-16	VC8HB-17526-C	44-05
754-105	44-55	34341465	31-16	160-1424	91-24	C1AB-17528-B	31-13	VC8HB-17528-A	52-16
754-105	45-30	3489630	41-03	160-1426	91-26	C1AZ-17528-A	31-13	VC8HB-17528-D1	52-18
754-106	44-56	3489631	41-03	160-1428	91-28	C1AZ-17528-H	31-13	VC8HB-17528-E	51-08
754-107	44-57	3799090	63-01	160-3114	T-14-UB	C1SB-17528-A	31-16	VC8TB-17526-B	41-01
754-108	44-58	3799462	63-01	160-3116	T-16-UB	C1TZ-17528-C	52-18	VC8UB-17528-C	31-18
754-200	44-59	4114791	31-16	160-3117	T-17-UB	C1VZ-17528-B	31-18	VC8ZB-17528-A	31-15
754-201	44-60	4186976	20-12	160-3118	T-18-UB	C3AZ-17528-D	31-15	VCUB-17526-B	41-03
754-202	44-61	4389015	63-01	160-3119	T-19-UB	C3AZ-17528-G	31-15	VD1XB-17526-AA	44-05
754-203	44-62	4389062	31-18	160-3120	T-20-UB	C3AZ-17528-J	31-15	VD3XB-17528-AA	51-19
754-204	44-63	4389063	31-16	160-3121	T-21-UB	C3OB-17528-B	31-16	VD6TB-17526-AA	41-03
754-205	44-64	4389064	31-16	160-3122	T-22-UB	C3OZ-17528-D	U-16R	VD6TB-17526-BA	41-01
754-206	44-65	4389395	64-01	160-3124	T-24-UB	C3OZ-17528-H	31-16	VD6TB-17526-CA	41-03
754-208	45-80	4419161	64-02	160-3126	T-26-UB	C3OZ-17528-J	31-15		
754-300	44-68	4638543	64-01	160-3128	T-28-UB	C3OZ-17528-L	31-16	GMC	
754-301	44-69	4673110	67-07	161-0115	C-15-OE	C3TB-17528-A	31-16	12309714	U-16R
754-302	44-70	4713733	63-01	161-0118	C-18-OE	C4SZ-17528-A	31-18	12309715	U-18R
		4723306	67-06	161-0119	C-19-OE	C5AB-17528-A	31-16	12335841	67-41*
CHRYSLER		4762319	63-01	161-0120	C-20-OE	C5AZ-17528-B	31-15	13250357	67-54*
1261432	41-01	4778348	67-57*	161-0121	C-21-OE	C6OB-17528-B	31-15	1385688	31-18
1261433	41-01	4863705	67-06	161-0122	C-22-OE	C6OB-17528-B2	31-15	14008193	31-16
1704770	31-16	4882796	67-06	161-0124	C-24-OE	C6TB-17528-C2	31-13	15140461	67-60*
1818892	U-16R		67-06	161-0126	C-26-OE	C6TB-17528-D	31-16	15213910	67-44*

COMP NO.	ANCO	COMP NO.	ANCO	COMP NO.	ANCO	COMP NO.	ANCO	COMP NO.	ANCO
GMC (cont.)		GMC (cont.)		GMC (cont.)		HYUNDAI (cont.)		INTERNATIONAL (cont.)	
15248584	67-41*	2397690	47-24	4914356	61-08	985101F100	67-50*	436277-C1	44-04
15284528	67-42*	2397691	47-26	4914357	61-06	985101W00	67-43*	475924-C91	46-87
15595485	31-18	2410278	53-18	4918180	61-16	985102J000	67-43*	475925-C91	51-14
15942523	67-41*	2415269	47-33	4919332	61-02	985102K000	67-43*	509004-C91	52-28
15942524	67-44*	2419774	46-67	4960771	61-16	985102L100	67-50*	510502-C1	45-22
1665395	U-16R	2422861	47-01	4960912	61-16	985102S000	67-56*	510504-C91	52-14
1668394	31-16	2422863	47-23	4961606	61-16	985102V100	67-50*	510505-C91	52-16
1672839	U-18R	2438283	47-31	4961623	61-05	985103E000	67-43*	513517-C1	44-02
1708044	31-16	2441943	44-05	5049912	31-18	985103L000	67-56*	518847-C91	45-52
20004889	43-30	2445299	51-18	5049917	31-18	INTERNATIONAL		574597-R91	20-11
20004890	43-31	2446667	52-18	5049926	31-17	116646-HA	20-10	591100-C1	48-04
2039558	52-14	2446704	52-18	5049938	31-18	1616226-C1	59-16	60347	47-11
2041262	47-99	2451573	47-34	533992	31-18	1623088-C1	31-16	62885	47-14
2041263	45-31	2468875	44-05	537359	41-03	162311-R91	41-02	684049-R91	31-16
2041267	45-32	2497209	41-03	537360	41-03	162312-R91	41-02	76956-R91	20-12
20415291	U-19R	2498795	46-65	541699	31-18	162313-R91	20-12	76965-C91	20-12
20423648	U-18R	2498796	46-67	545120	41-03	1648187-C1	53-14	76968-R92	41-02
20427123	U-16R	2498800	47-23	545121	41-03	1648188-C1	53-16	801196-C91	52-16
20712505	U-16R	25864383	48-20*	548724	41-03	1653422-C91	57-40	804653-C91	44-05
20907279	67-54*	3721849	20-12	548725	41-03	1653424-C91	57-08	804654-C91	51-18
20999335	67-41*	3743334	20-12	581199	41-03	1659170-C1	51-19	808898-C92	51-18
20999337	67-44*	3768567	41-02	589606	41-03	1659171-C1	47-19	862072-R91	20-11
20999341	67-41*	3768568	41-02	589607	41-03	1665109-C91	31-14	862073-R91	41-01
20999342	67-41*	3779741	31-15	589697	31-18	1690023-C91	31-16	862074-R91	41-01
20999343	67-44*	3791442	31-13	589990	41-03	256791-C91	41-02	862078-R91	20-11
22009212	61-16	3792721	41-02	589991	41-03	256792-C91	31-13	864700-R92	52-14
22021345	61-16	381856	41-03	6257173	41-03	286643-C91	31-15	895723-C1	51-20
22029601	61-16	381857	41-03	648198	51-17	331645-C91	41-02	924486-C91	51-22
22039321	61-16	3819072	31-13	649600	52-18	331647-C91	20-12	924877-C1	51-20
22039323	61-12	3821753	U-15R	654178	47-32	331648-C91	41-02	940402-R91	41-03
22039686	61-13	3832585	31-13	663792	51-14	339440-C91	51-18	940403-R91	41-03
22048356	61-13	3856006	41-03	671752	51-16	341474-C1	20-11	996232-R92	41-02
22048650	61-12	3858926	41-03	696751	44-69	346896-C1	41-02	996232R93	41-02
22049369	61-12	3859463	U-16R	792068	45-96	346898-C1	45-29	996233-R91	41-01
22049371	61-12	3868641	31-13	792069	46-12	346899-C1	41-02	996233-R92	41-02
22049373	61-13	3871085	31-15	792070	52-27	346900-C1	41-02	996430-R91	20-11
22049375	61-13	3884383	41-03	792137	47-95	346902-C1	44-03	996430-R92	20-11
22054177	61-18	3886669	31-13	792138	47-96	346903-C1	44-03	996760-R91	20-12
22054183	61-15	3886671	41-02	795098	45-97	346906-C1	20-12	996760-R92	20-12
22054186	61-15	3886672	41-02	795099	46-14	346908-C1	51-16	998530-C1	51-15
22054189	61-18	3888296	31-15	8867659	52-18	346909-C1	51-16	AA-1117	U-17R
22058089	61-18	3890702	31-13	8869602	47-34	346910-C1	52-12	AA-2514	31-14
22071778	61-16	3890703	41-02	90188192	31-16	346911-C1	52-20	AA-2515	31-15
22071780	61-19	3890704	41-02	90240147	31-18	346913-C1	31-16	AA-2516	31-16
22071780	61-16	3891028	41-03	90392869	U-18R	358766-C1	41-03	AA-2518	31-18
22085870	67-08	3891029	31-16	91171301	67-08	358767-C1	41-03	AA-3117	31-17
22086281	31-24	3899508	31-15	92191900	67-56*	358809-C91	31-16	AA-5216	52-16
22087166	61-18	3908118	31-15	96055749	67-08	367953-C91	31-13	AA-5316	53-16
22109926	61-18	3913588	41-03	96055750	67-08	368612-C1	20-10	AA-U15R	U-15R
22110158	31-18	3919082	31-13	9697796	43-28	371720-C91	41-02	AA-U16R	U-16R
22110431	U-18R	3919099	41-02	9776684	41-03	384773-C91	44-03	AA-U18R	U-18R
22111443	61-18	3919100	41-02	9776685	41-03	391819-C1	53-20	AB1507001-005	52-26
2212-7653	62-01	3926741	31-16	9794295	30-16	398586-C91	52-20	ISUZU	
22122111	31-16	3929346	41-03	9794303	30-18	398587-C91	44-05	3145NPR-L	31-19
22675866	67-42*	3930143	31-15	9825369	31-16	403579-C91	44-05	8-94-117-240-1	31-19
22695015	67-41*	3930930	41-02	9860146	31-18	417339-C1	52-16	MACK	
22818728	67-41*	393836-B	41-03	9860148	43-28	418641-C91	52-20	33-QT-359A	44-05
2334820	52-18	393837-B	41-03	NPN	53-16	424247-R2	51-18	33-QT-360A	44-05
2355478	51-20	393840	31-18	HYUNDAI		424247-R91	51-20	62-QT-112A	51-18
2368355	46-29	3964681	41-03	5152076AA	67-46*	428113-R91	51-22	62-QT-116	57-08
2377941	44-05	3980353	31-16	5152076AB	67-46*	428113-R92	51-22	62-QT-18A	52-14
2381751	51-16	3984914	31-16	5152076AC	67-46*	435359-C91	45-53	62-QT-214A	44-05
2397689	53-20	457675	41-03	985101C100	67-43*	435359-C91	45-23		

COMP NO.	ANCO	COMP NO.	ANCO	COMP NO.	ANCO	COMP NO.	ANCO	COMP NO.	ANCO
MACK (cont.)		MICHELIN (cont.)		MOTORCRAFT (cont.)		NAPA		NAPA (cont.)	
62-QT-215	41-01	3728	31-28	WGG-10	61-08	60-010-1	91-10	60-0933	20-09
62-QT-220R	51-12	3916	A-16-M	WGG-11	61-06	60-011-1	91-11	60-0950	51-09
62-QT-24	51-18	3917	A-17-M	WGG-15	61-05	60-011-6	20-11	60-1033	20-10
62-QT-27	44-04	3918	A-18-M	WGG-16	61-16	60-011-A	AR-11A	60-1050	51-10
62-QT-311P1	52-20	3919	A-19-M	WGG-7	61-02	60-012-2	91-12	60-1150	51-11
62-QT-312R	45-53	3920	A-20-M	WGG-9	61-16	60-012-A	AR-12A	60-1157	30-11
62-QT-313	45-52	3921	A-21-M	WGX-13	64-01	60-012-B	AR-12B	60-1233	20-12
62-QT-317R	52-16	3922	A-22-M	WW-1401	31-14	60-012-E	AR-12E	60-1250	51-12
62-QT-318R	44-63	3924	A-24-M	WW-1402	31-14	60-012-F	AR-12F	60-1265	52-12
62-QT-319R	52-20	3926	A-26-M	WW-1501	31-15	60-013-1	91-13	60-1337	20-13
62-QT-321R	52-16	3928	A-28-M	WW-1601	31-16	60-014-1	91-14	60-1350	51-13
62-QT-324R	30-16	5016	T-16-UB	WW-1602	31-16	60-014-2	91-14	60-1357	30-13
62-QT-325R	51-22	5017	T-17-UB	WW-1603	31-16	60-014-A	AR-14A	60-1360	59-13
62-QT-327	91-18	5018	T-18-UB	WW-1604	31-16	60-014-B	AR-14B	60-1398	N-13R
62-QT-327A	91-18	5019	T-19-UB	WW-16W	30-16	60-014-C	AR-14C	60-1443	C-14-UB
62-QT-39301A	46-29	5020	T-20-UB	WW-1801	31-18	60-014-D	AR-14D	60-1443-19	C-14-N
62-QT-39302	52-18	5021	T-21-UB	WW-1802	31-18	60-015-1	91-15	60-1450	51-14
62-QT-39304	59-16	5022	T-22-UB	WW-1803	31-18	60-015-PP	A-15-M	60-1465	52-14
62-QT-412	52-28	5024	T-24-UB	WW-18W	30-18	60-016	91-16	60-1466	57-04
62-QT-418M	91-20	5026	T-26-UB	WW-2001	31-20	60-016-A	AR-16A	60-1509	53-15
62-QT-419M	91-20	5028	T-28-UB	WW-2003	31-19	60-016-B	AR-16B	60-1530	30-15
62-QT-44R	45-53	8016	T-16-UB	WW-2004	31-20	60-016-E	AR-16E	60-1537	20-15
62-QT-45R	45-52	8017	T-17-UB	WW-2005	31-20	60-016-HB	T-16-UB	60-1550	51-15
66-150	59-13	8018	T-18-UB	WW-2009	31-20	60-017-1	91-17	60-1560	59-15
MAZDA		8019	T-19-UB	WW-2010	31-20	60-017-HB	T-17-UB	60-1566	52-15
FB01-67-482A	67-08	8020	T-20-UB	WW-2043	A-20-M	60-017-PP	A-17-M	60-1598	N-15R
FB01-67-482B	67-08	8021	T-21-UB	WW-2043	C-20-OE	60-017-SP	A-17-M	60-1605	53-16
G238-67-482	67-08	8022	T-22-UB	WW-2043	30-20	60-018	91-18	60-1624	T-16-UB
GA2A-67-482	67-08	8024	T-24-UB	WW-20W	30-20	60-018-HB	T-18-UB	60-1643	C-16-UB
GJ21-67-48S	67-08	8026	T-26-UB	WW-2109	31-21	60-019	91-19	60-1647	20-16
GJ22-67-482	67-08	8028	T-28-UB	WW-2110	31-21	60-019-HB	T-19-UB	60-1650	51-16
GJ25-67-482	67-08	8516	T-16-UB	WW-2201	31-22	60-019-PP	A-19-M	60-1657	30-16
H290-67-482	67-08	8517	T-17-UB	WW-2204	31-22	60-019-SP	A-19-M	60-1660	59-16
LA01-67-482	67-08	8518	T-18-UB	WW-2206	A-22-M	60-020	91-20	60-1670	52-16
LA02-67-482	67-08	8519	T-19-UB	WW-2206	C-22-OE	60-020-2L	22-20	60-1698	N-16R
S084-76-762	67-08	8520	T-20-UB	WW-2206	30-22	60-020-HB	T-20-UB	60-1699	U-16R
ZZLO-76-772	67-08	8521	T-21-UB	WW-22W	30-22	60-020-PP	A-20-M	60-1724	T-17-UB
MICHELIN		8522	T-22-UB	WW-2401	31-24	60-020-SP	A-20-M	60-1743	C-17-UB
2215	91-15	8524	T-24-UB	WW-2409	31-24	60-021-1	91-21	60-1743-19	C-17-N
2216	91-16	8526	T-26-UB	WW-24W	30-24	60-021-11	22-21-SL	60-1750	51-17
2217	91-17	8528	T-28-UB	WW-2501	A-26-M	60-021-HB	T-21-UB	60-1798	N-17R
2218	91-18	MITSUBISHI		WW-2501	C-26-OE	60-021-PP	A-21-M	60-1799	U-17R
2219	91-19	MB286961	67-08	WW-2501	30-24	60-021-SP	A-21-M	60-1805	53-18
2220	91-20	MB305232	67-08	WW-2600	C-26-OE	60-022	91-22	60-1824	T-18-UB
2221	91-21	MB358361	67-08	WW-2600	A-26-M	60-022-HB	T-22-UB	60-1843	C-18-UB
2222	91-22	MB622609	67-08	WW-2600	30-24	60-022-PP	A-22-M	60-1843-19	C-18-N
2224	91-24	MR155254	67-08	MOTORMITE		60-024	91-24	60-1847	20-18
2226	91-26	MR339099	67-51*	88100	61-19	60-024-9R	22-24	60-1850	51-18
2228	91-28	MOPAR		88103	61-15	60-024-HB	T-24-UB	60-1857	30-18
3711	31-11	6-282	61-16	88104	61-12	60-024-PP	A-24-M	60-1857-13	30-18-OE
3712	31-12	6-283	61-02	88105	61-13	60-024-SP	A-24-M	60-1860W	59-19
3713	31-13	6-284	61-08	88106	61-18	60-026-1	91-26	60-1870	52-18
3714	31-15	6-286	62-01	88107	61-18	60-026-11	22-26-SL	60-1871	57-09
3715	31-16	6-289	64-01	88109	61-05	60-026-HB	T-26-UB	60-1875	57-01
3716	31-17	6-292	61-16	88111	62-01	60-026-PP	A-26-M	60-1898	N-18R
3717	31-18	6-296	61-05	88112	64-01	60-026-SP	A-26-M	60-1899	U-18R
3718	31-19	6-585	61-06	88113	64-02	60-028-9	91-28	60-1924	T-19-UB
3719	31-20	MOTORCRAFT		88114	63-01	60-028-HB	T-28-UB	60-1943	C-19-UB
3720	31-21	WG-3	62-01	88115	65-01	60-028-PP	A-28-M	60-1943-12	C-19-OE
3722	31-22	WG-30	62-01	88116	61-06	60-028-SP	A-28-M	60-1943-15	C-19-OE
3724	31-24	WGC-4	63-01	88117	61-02	60-0650	51-06	60-1943-19	C-19-N
3726	31-26	WGC-5	63-01	88119	61-16	60-0750	51-07	60-1950	51-19
						60-0850	51-08	60-1998	N-19R

COMP NO.	ANCO	COMP NO.	ANCO	COMP NO.	ANCO	COMP NO.	ANCO	COMP NO.	ANCO
NAPA (cont.)		NAPA (cont.)		PYLON (cont.)		RAIN-X (cont.)		TOYOTA	
60-1999	U-19R	60-2880	50-28	2316	30-16	RX30120	31-20	85310-12170	67-08
60-2005	53-20	60-2898	W-28R	2318	30-18	RX30121	31-21	85310-16050	67-08
60-2024	T-20-UB	60-300	65-01	2320	30-20	RX30122	31-22	85310-20190	67-08
60-2043-1	C-20-OE	60-3256	50-32	2322	30-22	RX30124	31-24	85310-20210	67-08
60-2043-12	C-20-OE	60-600	44-50	2324	30-24	RX30126	91-26	85310-22080	67-08
60-2043-19	C-20-N	60-601	44-51	3611	31-11	RX30128	91-28	85310-32020	67-08
60-2050	51-20	60-602	44-52	3613	31-13	RX30212	91-12	85310-89114	67-08
60-2056	50-20	60-603	44-53	4711	31-11	RX30213	91-13	85310-95D00	67-08
60-2057-5	30-20	60-604	44-54	4712	31-12	RX30214	91-14	85330-10280	67-08
60-2060	59-20	60-605	44-55	4712	91-12	RX30215	91-15	85330-28040	67-08
60-2070	52-20	60-606	44-56	4713	31-13	RX30216	91-16	85330-33020	67-08
60-2071	57-10	60-607	44-57	4713	91-13	RX30217	91-17	85330-35050	67-08
60-2075	52-28	60-608	44-58	4714	31-14	RX30218	91-18	85330-35070	67-08
60-2076	57-40	60-609	44-59	4714	91-14	RX30219	91-19	85330-AA010	67-08
60-2098	N-20R	60-610	44-60	4715	31-15	RX30220	91-20	85349-60040	67-08
60-2099	U-20R	60-611	44-61	4715	91-15	RX30221	91-21	TRICO	
60-2124	T-21-UB	60-612	44-62	4716	31-16	RX30222	91-22	10-1	91-10
60-2143	C-21-UB	60-613	44-63	4716	91-16	RX30224	91-24	11-1	31-11
60-2143-1	C-21-OE	60-614	44-64	4717	31-17	RX30226	91-26	11-100	65-01
60-2143-12	C-21-OE	60-615	44-65	4717	91-17	RX30228	91-28	11-101	61-06
60-2143-19	C-21-N	60-617	45-80	4718	31-18	ROBERK		11-101	61-08
60-2150	51-21	60-618	44-68	4718	91-18	P 50	65-01	11-102	66-01
60-2198	N-21R	60-619	46-60	4719	31-19	P 53	66-01	11-500	61-12
60-221	49-28PN	60-620	44-70	4719	91-19	P 71	61-13	11-502	61-02
60-222	46-89	60-621	41-01	4720	31-20	P 72	61-15	11-504	61-05
60-2224	T-22-UB	60-622	41-02	4720	91-20	P 74	61-12	11-505	61-13
60-2243	C-22-UB	60-623	41-03	4721	31-21	P 75	61-05	11-506	62-01
60-2243-1	C-22-OE	60-624	44-01	4721	91-21	P 76	61-20	11-507	63-01
60-2243-19	C-22-N	60-625	44-02	4722	31-22	P 77	61-18	11-509	64-01
60-2250	51-22	60-626	44-03	4722	91-22	P 79	61-16	11-510	61-15
60-2256	50-22	60-627	44-04	4724	31-24	P 85	61-16	11-512	61-12
60-2257-13	30-22-OE	60-628	44-05	4724	91-24	P 85	62-01	11-513	61-18
60-2257-5	30-22	60-629	44-06	4728	91-28	P 86	67-08	11-514	64-02
60-2260	59-22	602043	C-20-UB	5101	65-01	P 90	64-01	11-515	61-16
60-2270	57-22	60205713	30-20-OE	6101	78-764	P 91	64-02	11-516	61-16
60-2298	W-22R	NBC16	A-16-M	RAIN-X		P 92	63-01	11-517	61-20
60-2299	U-22R	NBC17	A-17-M	5079274	A-16-M	P100	61-06	11-518	67-08
60-2424	T-24-UB	NBC18	A-18-M	5079275	A-18-M	P100	61-08	11-519	67-10
60-2443	C-24-UB	NBC19	A-19-M	5079276	A-19-M	RNR16	N-16R	11-520	67-09
60-2443-1	C-24-OE	NBC20	A-20-M	5079277	A-20-M	RNR17	N-17R	11-521	67-08
60-2443-12	C-24-OE	NBC21	A-21-M	5079278	A-21-M	RNR18	N-18R	11-522	67-24
60-2443-19	C-24-N	NBC22	A-22-M	5079279	A-22-M	RNR19	N-19R	11-523	67-07
60-2456	50-24	NBC24	A-24-M	5079280	A-24-M	RNR20	N-20R	11-524	63-01
60-2457-13	30-24-OE	NBC26	A-26-M	5079281	A-26-M	RNR22	N-22R	11-525	67-06
60-2457-5	30-24	NBC28	A-28-M	5079282	A-28-M	RR15	U-15R	11-528	67-23
60-2460	59-24	NISSAN		5079283	A-17-M	RR16	U-16R	11-6	20-11
60-2476	57-14	28920-0W000	67-08	880001	T-16-UB	RR17	U-17R	11-600	67-05
60-2480	57-14	28920-1E400	67-08	880002	T-17-UB	RR18	U-18R	11-602	67-08
60-2498	W-24R	28920-50Y00	67-08	880003	T-18-UB	RR19	U-19R	11-603	67-08
60-2499	U-24R	28920AR000	67-52*	880004	T-19-UB	RR20	U-20R	11-604	67-08
60-2624	T-26-UB	28920CA000	67-45*	880005	T-20-UB	RR22	U-22R	11-605	67-20
60-2643	C-26-UB	PYLON		880006	T-21-UB	RSB16	30-16	11-606	67-14
60-2643-12	C-26-OE	1025	U-15R	880007	T-22-UB	RSB18	30-18	11-607	67-16
60-2643-13	C-26-OE	1026	U-16R	880008	T-24-UB	RSB20	30-20	11-608	67-21
60-2643-19	C-26-N	1027	U-17R	880009	T-26-UB	RWB11	31-11	11-609	67-21
60-2656	50-26	1028	U-18R	RX30112	31-12	WCB16	31-16	11-611	67-26
60-2680	50-26	1029	U-20R	RX30113	31-13	WCB17	31-17	11-620	67-09
60-2686	52-27	1030	U-19R	RX30114	31-14	WCB18	31-18	11-A	AR-11A
60-2824	T-28-UB	1032	U-22R	RX30115	31-15	WCB19	31-19	11529	67-36
60-2843	C-28-UB	1034	U-24R	RX30116	31-16	WCB20	31-20	11612	67-28
60-2843-1	C-28-OE	1111	20-11	RX30117	31-17	WCB22	31-22	12-2	31-12
60-2843-12	C-28-OE	1113	31-13	RX30118	31-18	WCB24	31-24	12-A	AR-12A
60-2856	50-28			RX30119	31-19			12-B	AR-12B



COMP NO.	ANCO	COMP NO.	ANCO	COMP NO.	ANCO	COMP NO.	ANCO	COMP NO.	ANCO
TRICO (cont.)		TRICO (cont.)		TRICO (cont.)		TRICO (cont.)		TRICO (cont.)	
12-E	AR-12E	16-B	AR-16B	20-240	T-24-UB	30-130	31-13	38-130	31-13
12-F	AR-12F	16-E	AR-16E	20-260	T-26-UB	30-150	31-15	38-140	31-14
13-1	31-13	17-1	31-17	20-280	T-28-UB	30-160	31-16	38-150	31-15
14-1	31-14	17-12B	A-17-M	20-3	31-20	30-170	31-17	38-160	31-16
14-1HB	T-14-UB	17-15B	A-17-M	20-4	31-20	30-180	31-18	38-180	31-18
14-2	31-14	17-1HB	T-17-UB	20-8	31-20	30-190	31-19	38-190	31-19
14-8	31-14	17-3	31-17	20-9	31-20	30-200	31-20	38-191	31-19
14-A	AR-14A	18-1	31-18	21-1	31-21	30-210	31-21	38-200	22-20
14-B	AR-14B	18-10	31-18	21-12B	A-21-M	30-221	31-22	38-200	31-20
14-C	AR-14C	18-160	A-16-M	21-15B	A-21-M	30-240	31-24	38-201	31-20
14-D	AR-14D	18-170	A-17-M	21-1HB	T-21-UB	30-260	31-26	38-220	31-22
15-1	31-15	18-170	C-17-OE	21-9	31-21	30-280	31-28	39-110	31-11
15-110	91-11	18-180	A-18-M	22-1	31-22	33-101	20-10	39-130	31-13
15-130	91-13	18-180	C-18-OE	22-15B	A-22-M	33-111	20-11	39-140	31-14
15-140	91-14	18-190	A-19-M	22-1B	A-22-M	33-122	20-12	39-150	31-15
15-150	91-15	18-190	C-19-OE	22-1HB	T-22-UB	33-150	31-15	39-160	31-16
15-15B	A-15-M	18-1HB	T-18-UB	22-4	31-22	33-162	31-16	39-170	31-17
15-160	91-16	18-2	31-18	22-9	31-22	33-183	31-18	39-182	31-17
15-170	91-17	18-200	C-20-OE	23-1	31-22	35-110	31-11	39-182	31-18
15-180	91-18	18-200	A-20-M	2314B	C-22-OE	35-140	31-14	39-192	31-19
15-190	91-19	18-210	C-21-OE	2314B	A-22-M	35220	C-17-OE	39-205	31-19
15-200	91-20	18-210	A-21-M	24-1	31-24	35220	A-17-M	39-205	31-20
15-210	91-21	18-220	C-22-OE	24-12B	A-24-M	36-150	91-15	39-210	31-20
15-220	91-22	18-220	A-22-M	24-15B	A-24-M	36-161	91-16	39-221	31-22
15-240	91-24	18-240	A-24-M	24-1HB	T-24-UB	36-170	91-17	39-230	31-22
15-260	91-26	18-240	C-24-OE	24-4	31-24	36-181	91-18	39-240	31-24
15-280	91-28	18-260	A-26-M	24-9	31-24	36-190	91-19	41-190	U-19R
16-1	31-16	18-260	C-26-OE	24-9R	22-24	36-202	91-20	41-200	U-20R
16-140	C-14-UB	18-280	A-28-M	2414B	C-24-OE	36-210	91-21	41-220	U-22R
16-1515	C-15-OE	18-280	C-28-OE	2414B	A-24-M	36-220	91-22	43-150	U-15R
16-160	C-16-UB	18-3	31-17	241B	C-24-UB	36-240	91-24	43-160	U-16R
16-170	C-17-UB	18-8	31-18	241B	A-24-M	37-111	30-11	43-180	U-18R
16-1715	C-17-OE	19-1	31-19	25-140	C-14-UB	37-131	30-13	43-190	U-19R
16-180	C-18-UB	19-12B	A-19-M	25-140	C-14-OE	37-150	30-15	43-200	U-20R
16-190	C-19-UB	19-150	A-15-M	25-150	C-15-UB	37-159	30-15	43-220	U-22R
16-1912	C-19-OE	19-15B	A-19-M	25-150	C-15-OE	37-160	30-16	44-150	U-15R
16-1915	C-19-OE	19-160	A-16-M	25-160	C-16-OE	37-165	30-16	44-160	U-16R
16-1HB	T-16-UB	19-170	A-17-M	25-160	C-16-UB	37-169	30-16	44-170	U-17R
16-2	31-16	19-180	A-18-M	25-170	C-17-OE	37-170	30-16	44-180	U-18R
16-200	C-20-UB	19-190	A-19-M	25-170	C-17-UB	37-179	30-16	44-190	U-19R
16-2012	C-20-OE	19-1HB	T-19-UB	25-180	C-18-OE	37-180	30-18	44-200	U-20R
16-2013	C-20-OE	19-2	31-19	25-180	C-18-UB	37-185	30-18	44-220	U-22R
16-2015	C-20-OE	19-200	A-20-M	25-190	C-19-OE	37-189	30-18	44-240	U-24R
16-210	C-21-UB	19-210	A-21-M	25-190	C-19-UB	37-190	30-18	45-155	N-17R
16-2112	C-21-OE	19-220	A-22-M	25-200	C-20-OE	37-199	30-18	45-160	N-16R
16-2113	C-21-OE	19-240	A-24-M	25-200	C-20-UB	37-201	30-20	45-170	N-18R
16-2115	C-21-OE	19-260	A-26-M	25-210	C-21-OE	37-2013	30-20-OE	45-190	N-19R
16-220	C-22-UB	19-280	A-28-M	25-210	C-21-UB	37-205	30-20	45-200	N-20R
16-2213	C-22-OE	19-3	31-19	25-220	C-22-UB	37-209	30-20	45-205	N-21R
16-240	C-24-UB	19-7	31-19	25-220	C-22-OE	37-210	30-20	45-210	N-22R
16-2412	C-24-OE	19-9	31-19	25-240	C-24-UB	37-219	30-20	45-220	W-22R
16-2413	C-24-OE	20-1	31-20	25-240	C-24-OE	37-220	30-22	45-240	N-24R
16-2415	C-24-OE	20-12B	A-20-M	25-260	C-26-UB	37-2213	30-22-OE	45-240	W-24R
16-2515	C-24-OE	20-15B	A-20-M	25-260	C-26-OE	37-225	30-22	45-245	N-24R
16-260	C-26-UB	20-160	T-16-UB	26-1	91-26	37-229	30-22	45-280	W-28R
16-2612	C-26-OE	20-170	T-17-UB	26-12B	A-26-M	37-240	30-24	46-150	N-15R
16-2613	C-26-OE	20-180	T-18-UB	26-15B	A-26-M	37-2413	30-24-OE	46-160	N-16R
16-280	C-28-UB	20-190	T-19-UB	26-1HB	T-26-UB	37-245	30-24	46-170	N-17R
16-2812	C-28-OE	20-1HB	T-20-UB	28-12B	A-28-M	37-249	30-24	46-180	N-18R
16-2813	C-28-OE	20-2	31-20	28-15B	A-28-M	37-260	30-24	46-190	N-19R
16-2815	C-28-OE	20-200	T-20-UB	28-1HB	T-28-UB	37-269	30-24	46-200	N-20R
16-8	31-17	20-210	T-21-UB	28-9	91-28	38-110	31-11	51-062	41-01
16-A	AR-16A	20-220	T-22-UB	30-110	31-11	38-120	31-12	51-151	41-02

COMP NO.	ANCO	COMP NO.	ANCO	COMP NO.	ANCO	COMP NO.	ANCO	COMP NO.	ANCO
TRICO (cont.)		TRICO (cont.)		VALEO (cont.)		VALEO (cont.)		VOLVO/GM (cont.)	
51-250	41-03	74-105	44-55	500-26	31-26	MC17	C-17-OE	02-7017110	44-06
61-100	51-10	74-105	45-30	500-28	31-28	MC18	C-18-OE	02-7018533	52-16
61-110	51-11	74-106	44-56	600-13	91-14	MC19	C-19-OE	02-7073287	51-16
61-120	51-12	74-107	44-57	600-13	91-12	MC20	C-20-OE	02-7075202	45-30
61-130	51-13	74-108	44-58	600-13	91-13	MC21	C-21-OE	02-7075204	51-18
61-131	57-23	74-200	44-59	600-15	91-15	MC22	C-22-OE	02-7075205	31-16
61-140	51-14	74-201	44-60	600-16	91-16	MC24	C-24-OE	02-7075206	47-10
61-150	51-15	74-202	44-61	600-17	91-17	MC26	C-26-OE	02-7078104	51-20
61-151	57-25	74-203	44-62	600-18	91-18	MC28	C-28-OE	02-7090207	45-24
61-160	51-16	74-204	44-63	600-19	91-19	R-12B	AR-12E	02-7129762	52-18
61-161	57-26	74-205	44-64	600-20	91-20	R-12D	AR-12B	04-90432727	51-12
61-170	51-17	74-206	44-65	600-21	91-21	R-12E	AR-12A	04-9048331	52-18
61-180	51-18	74-208	45-80	600-22	91-22	R-12E	AR-12F	1274-R8	46-27
61-181	57-28	74-300	44-68	600-24	91-24	R-14A	AR-14C	1274-R8-1	46-27
61-190	51-19	74-301	44-69	600-26	91-26	R-14E	AR-14D	170396	31-13
61-200	51-20	74-302	44-70	600-28	91-28	R-14G	AR-14B	170397	31-16
61-201	57-30	TRU VISION		900-16-1B	C-16-UB	R-14H	AR-14A	1707248	20-11
61-210	51-21	BB-20	C-20-UB	900-17-1B	C-17-UB	SBV131	31-13	1707253	41-02
61-220	51-22	BB-22	C-22-UB	900-17-5B	C-17-OE	SBV151	31-15	1707395	20-12
63-120	52-12	BB-24	C-24-UB	900-18-10B	C-18-OE	SBV161	31-16	1707396	31-13
63-140	52-14	BB-26	C-26-UB	900-18-1B	C-18-UB	SBV171	31-17	1707397	31-16
63-141	57-04	BB-28	C-28-UB	900-18-5B	C-18-OE	SBV172	31-17	1721820	41-01
63-151	52-15	DEC-32	22-32	900-19-10B	C-19-OE	SBV181	31-18	1721821	20-12
63-160	52-16	TV1-15	91-15	900-19-1B	C-19-UB	SBV182	31-18	1721823	20-10
63-180	52-18	TV1-16	91-16	900-19-5B	C-19-OE	SBV191	31-19	1721836	41-01
63-181	57-01	TV1-17	91-17	900-19-6B	C-19-OE	SBV192	31-19	1721837	41-01
63-200	52-20	TV1-18	91-18	900-19-7B	C-19-OE	SBV201	31-20	1721838	20-11
63-201	57-10	TV1-19	91-19	900-19-9B	C-19-N	SBV211	31-21	1721853	41-02
64-160	52-16	TV1-20	91-20	900-20-1B	C-20-UB	SBV221	31-22	1725802	51-16
64-180	52-18	TV1-21	91-21	900-20-5B	C-20-OE	SBV241	31-24	2000286	41-03
64-181	57-09	TV1-22	91-22	900-20-6B	C-20-OE	SBV281	91-28	2000287	41-03
64-200	52-20	TV1-24	91-24	900-20-7B	C-20-OE	SL-19	C-19-OE	3081149	57-10
64-201	57-10	TV3-14	51-14	900-20-9B	C-20-N	SL-20	C-20-OE	3107344	52-16
65-200	52-28	TV3-16	51-16	900-21-10B	C-21-OE	SL-21	C-21-OE	3107402	52-18
65-201	57-40	TV3-17	51-17	900-21-11B	C-21-N	SL-24	C-24-OE	3915288	53-20
65-220	57-22	TV3-18	51-18	900-21-1B	C-21-UB	SL-26	C-26-OE	403139	51-17
66-130	59-13	TV3-20	51-20	900-21-5B	C-21-OE	TL2-19	C-19-OE	456141	44-04
66-150	59-15	TV3-22	51-22	900-21-6B	C-21-OE	TL2-20	C-20-OE	456142	44-04
66-180	59-18	TV5-16	52-16	900-21-7B	C-21-OE	TL2-21	C-21-OE	456143	51-12
66-200	59-20	TV5-18	52-18	900-21-8B	C-21-OE	TL2-22	C-22-OE	517598	44-05
67-221	50-22	TV5-20	52-20	900-21-9B	C-21-OE	TL2-24	C-24-OE	517599	44-05
67-221	57-12	TV6-22	50-22	900-22-1B	C-22-UB	TL2-26	C-26-OE	558029	51-17
67-241	50-24	TV6-24	50-24	900-22-7B	C-22-OE	TL2-28	C-28-OE	558032	44-05
67-261	50-26	TV6-26	50-26	900-22-8B	C-22-OE	TLP-19	C-19-OE	558033	44-05
67-281	50-28	TV6-28	50-28	900-24-10B	C-24-OE	TLP-20	C-20-OE	558035	52-18
67-284	50-28HK	TV6-32	50-32	900-24-11B	C-24-N	TLP-21	C-21-OE	558057	31-16
67-324	50-32HK	TV8-28	50-28HK	900-24-1B	C-24-UB	TLP-24	C-24-OE	558293	U-16R
70-160	53-16	TV8-32	50-32HK	900-24-2B	C-24-UB	TLP-26	C-26-OE	558462	41-03
70-180	53-18	VALEO		900-24-5B	C-24-OE	U-16	C-16-UB	561840	45-25
70-200	53-20	500-11	31-12	900-24-6B	C-24-OE	U-17	C-17-UB	62805-0002	46-89
70-260	53-26	500-11	31-11	900-24-7B	C-24-OE	U-18	C-18-UB	62805-5003	45-52
73-300	44-05	500-13	31-14	900-24-8B	C-24-OE	U-19	C-19-UB	62806-0004	59-18
73-301	44-03	500-13	31-13	900-24-9B	C-24-OE	U-20	C-20-UB	62806-0014	91-20
73-302	44-02	500-15	31-15	900-26-1B	C-26-UB	U-21	C-21-UB	62806-3402	57-01
73-303	44-04	500-16	31-16	900-26-5B	C-26-OE	U-22	C-22-UB	62806-5001	53-20
74-100	44-50	500-17	31-17	900-26-6B	C-26-OE	U-24	C-24-UB	62806-5002	53-18
74-101	44-51	500-18	31-18	900-26-7B	C-26-OE	U-26	C-26-UB	62806-5003	57-09
74-102	44-52	500-19	31-19	900-26-8B	C-26-OE	U-28	C-28-UB	62848-3201	47-16
74-102	45-52	500-20	31-20	900-26-9B	C-26-N	VOLVO/GM		699747	52-14
74-103	44-53	500-21	31-21	900-28-1B	C-28-UB	02-7012742	51-18	813547	20-12
74-103	45-30	500-22	31-22	900-28-2B	C-28-UB	02-7012743	45-24	859590	41-02
74-104	44-54	500-24	31-24	900-28-8B	C-28-OE	02-7015312	52-20	864491	52-14
74-104	45-30	MC15	C-15-OE			02-7015518	52-20	876974	44-03



COMP NO.	ANCO
VOLVO/GM (cont.)	
891945	51-14
892028	45-04
9108952	41-01
972222	51-20
972472	47-15
G2000372	57-04
G2039558	52-14
G2039588	52-14
G2049633	53-14
G3984914	31-16
G660943	52-26
G667509	53-26
V1114875	53-18
V1117892	51-15
V1117893	57-26
Y-662930	51-12
VW	
1K1-955-425-A-03C	C-24-OE
1K1-955-426-A-03C	C-19-OE
1Q1-955-425-A-03C	C-24-OE
1Q1-955-426-A-03C	C-19-OE
WESTERN STAR	
62806-3406	91-18
62806-4402	30-18

ANCO® Wiper Blades New Packaging Makes Product Selection Easier!

**Previous
Pillow Pack**



**NEW
Pillow Pack**



Clear part
number
identification
on front
and top

Redesigned narrower pillow pack
improves sustainability and space
optimization/holding capacity

More uniform package design and
graphics for a better presentation

More product visibility

Consumer-friendly
icons for product
differentiation

Consumer-friendly
features and benefits

Elimination of loose
packed instruction sheet



**Previous
Blister Pack**



**NEW
Blister Pack**



Clear part
number
identification
on front
and top

More uniform
package design
and graphics for
a better presentation

Consumer-friendly
icons for product
differentiation

More product visibility

Consumer-friendly
features and benefits





MIN ORDER		STANDARD PACKAGE							SHIPPING CARTON							PALLET INFO		
PART	SKU	QTY	UPC	QTY	LB	L	W	H	UCC	QTY	LB	L	W	H	IN	CRTNS/ QTY	LYR	LYR
Automotive Premium Beam Wiper Blades - Contour																		
New-Style: 2.125in Wide Pillow Package																		
C-14-UB	09409	5	0 37577 09409 5	1	0.29	23	2.125	1	1 00 37577 09409 2	5	1.69	24	5.25	2.25	284	900	12	15
C-15-UB	09410	5	0 37577 09410 1	1	0.30	23	2.125	1	1 00 37577 09410 8	5	1.74	24	5.25	2.25	284	900	12	15
C-16-UB	09411	5	0 37577 09411 8	1	0.31	23	2.125	1	1 00 37577 09411 5	5	1.79	24	5.25	2.25	284	900	12	15
C-17-UB	09412	5	0 37577 09412 5	1	0.32	23	2.125	1	1 00 37577 09412 2	5	1.84	24	5.25	2.25	284	900	12	15
C-18-UB	09413	5	0 37577 09413 2	1	0.33	23	2.125	1	1 00 37577 09413 9	5	1.89	24	5.25	2.25	284	900	12	15
C-19-UB	09414	5	0 37577 09414 9	1	0.35	23	2.125	1	1 00 37577 09414 6	5	1.99	24	5.25	2.25	284	900	12	15
C-20-UB	09415	5	0 37577 09415 6	1	0.37	23	2.125	1	1 00 37577 09415 3	5	2.09	24	5.25	2.25	284	900	12	15
C-21-UB	09416	5	0 37577 09416 3	1	0.43	26	2.125	1	1 00 37577 09416 0	5	2.55	27	5.25	2.25	319	900	12	15
C-22-UB	09417	5	0 37577 09417 0	1	0.45	26	2.125	1	1 00 37577 09417 7	5	2.65	27	5.25	2.25	319	900	12	15
C-24-UB	09418	5	0 37577 09418 7	1	0.48	26	2.125	1	1 00 37577 09418 4	5	2.80	27	5.25	2.25	319	900	12	15
C-26-UB	09419	5	0 37577 09419 4	1	0.52	30	2.125	1	1 00 37577 09419 1	5	3.02	31	5.25	2.25	366	675	9	15
C-28-UB	09420	5	0 37577 09420 0	1	0.53	30	2.125	1	1 00 37577 09420 7	5	3.07	31	5.25	2.25	366	675	9	15
C-15-OE	09512	5	0 37577 09512 2	1	0.30	23	2.125	1	1 00 37577 09512 9	5	1.74	24	5.25	2.25	284	900	12	15
C-17-OE	09513	5	0 37577 09513 9	1	0.32	23	2.125	1	1 00 37577 09513 6	5	1.84	24	5.25	2.25	284	900	12	15
C-18-OE	09514	5	0 37577 09514 6	1	0.33	23	2.125	1	1 00 37577 09514 3	5	1.89	24	5.25	2.25	284	900	12	15
C-19-OE	09515	5	0 37577 09515 3	1	0.35	23	2.125	1	1 00 37577 09515 0	5	1.99	24	5.25	2.25	284	900	12	15
C-20-OE	09516	5	0 37577 09516 0	1	0.37	23	2.125	1	1 00 37577 09516 7	5	2.09	24	5.25	2.25	284	900	12	15
C-21-OE	09517	5	0 37577 09517 7	1	0.43	26	2.125	1	1 00 37577 09517 4	5	2.55	27	5.25	2.25	319	900	12	15
C-22-OE	09518	5	0 37577 09518 4	1	0.45	26	2.125	1	1 00 37577 09518 1	5	2.65	27	5.25	2.25	319	900	12	15
C-24-OE	09519	5	0 37577 09519 1	1	0.48	26	2.125	1	1 00 37577 09519 8	5	2.80	27	5.25	2.25	319	900	12	15
C-26-OE	09520	5	0 37577 09520 7	1	0.52	30	2.125	1	1 00 37577 09520 4	5	3.01	31	5.25	2.25	366	675	9	15
C-28-OE	09521	5	0 37577 09521 4	1	0.53	30	2.125	1	1 00 37577 09521 1	5	3.06	31	5.25	2.25	366	675	9	15
C-14-N	09296	5	0 37577 09296 1	1	0.38	23	2.125	1	1 00 37577 09296 8	5	1.90	24.00	4.50	2.50	270	900	15	12
C-17-N	09297	5	0 37577 09297 8	1	0.38	23	2.125	1	1 00 37577 09297 5	5	1.91	24.00	4.50	2.50	270	900	15	12
C-18-N	09298	5	0 37577 09298 5	1	0.40	23	2.125	1	1 00 37577 09298 2	5	2.02	24.00	4.50	2.50	270	900	15	12
C-19-N	09299	5	0 37577 09299 2	1	0.40	23	2.125	1	1 00 37577 09299 9	5	2.02	24.00	4.50	2.50	270	900	15	12
C-20-N	09300	5	0 37577 09300 5	1	0.42	23	2.125	1	1 00 37577 09300 2	5	2.12	24.00	4.50	2.50	270	900	15	12
C-21-N	09301	5	0 37577 09301 2	1	0.43	26	2.125	1	1 00 37577 09301 9	5	2.16	27.00	4.50	2.50	304	900	15	12
C-22-N	09302	5	0 37577 09302 9	1	0.46	26	2.125	1	1 00 37577 09302 6	5	2.28	27.00	4.50	2.50	304	720	12	12
C-24-N	09303	5	0 37577 09303 6	1	0.47	26	2.125	1	1 00 37577 09303 3	5	2.37	27.00	4.50	2.50	304	720	12	12
C-26-N	09304	5	0 37577 09304 3	1	0.54	30	2.125	1	1 00 37577 09304 0	5	2.70	30.75	4.50	2.50	346	600	10	12
2.88in Wide Pillow Package																		
C-14-UB	08022	5	0 37577 08022 7	1	0.44	23.06	2.88	1.02	1 00 37577 08022 4	5	2.20	23.63	5.06	3.18	380	900	15	12
C-15-UB	08023	5	0 37577 08023 4	1	0.45	23.06	2.88	1.02	1 00 37577 08023 1	5	2.25	23.63	5.06	3.18	380	900	15	12
C-16-UB	07426	5	0 37577 07426 4	1	0.46	23.06	2.88	1.02	1 00 37577 07426 1	5	2.30	23.63	5.06	3.18	380	900	15	12
C-17-UB	07427	5	0 37577 07427 1	1	0.46	23.06	2.88	1.02	1 00 37577 07427 8	5	2.30	23.63	5.06	3.18	380	900	15	12
C-18-UB	07428	5	0 37577 07428 8	1	0.49	23.06	2.88	1.02	1 00 37577 07428 5	5	2.45	23.63	5.06	3.18	380	900	15	12
C-19-UB	07429	5	0 37577 07429 5	1	0.49	23.06	2.88	1.02	1 00 37577 07429 2	5	2.45	23.63	5.06	3.18	380	900	15	12
C-20-UB	07430	5	0 37577 07430 1	1	0.50	23.06	2.88	1.02	1 00 37577 07430 8	5	2.50	23.63	5.06	3.18	380	900	15	12
C-21-UB	07431	5	0 37577 07431 8	1	0.51	23.06	2.88	1.02	1 00 37577 07431 5	5	2.55	23.63	5.06	3.18	380	900	15	12
C-22-UB	07432	5	0 37577 07432 5	1	0.55	26.06	2.88	1.02	1 00 37577 07432 2	5	2.75	26.63	5.06	3.18	429	720	12	12
C-24-UB	07434	5	0 37577 07434 9	1	0.57	26.06	2.88	1.02	1 00 37577 07434 6	5	2.85	26.63	5.06	3.18	429	720	12	12
C-26-UB	07436	5	0 37577 07436 3	1	0.62	30.06	2.88	1.02	1 00 37577 07436 6	5	3.10	30.63	5.06	3.18	493	600	10	12
C-28-UB	07438	5	0 37577 07438 7	1	0.62	30.06	2.88	1.02	1 00 37577 07438 4	5	3.10	30.63	5.06	3.18	493	600	10	12
C-15-OE	08167	5	0 37577 08167 5	1	0.43	23.06	2.88	1.02	1 00 37577 08167 2	5	2.15	23.63	5.06	3.18	380	900	15	12
C-17-OE	08044	5	0 37577 08044 9	1	0.39	23.06	2.88	1.02	1 00 37577 08044 6	5	1.95	23.63	5.06	3.18	380	900	15	12
C-18-OE	08045	5	0 37577 08045 6	1	0.39	23.06	2.88	1.02	1 00 37577 08045 3	5	1.95	23.63	5.06	3.18	380	900	15	12
C-19-OE	08026	5	0 37577 08026 5	1	0.45	23.06	2.88	0.91	1 00 37577 08026 2	5	2.25	23.63	5.06	3.18	380	900	15	12
C-20-OE	08027	5	0 37577 08027 2	1	0.50	23.06	2.88	0.91	1 00 37577 08027 9	5	2.50	23.63	5.06	3.18	380	900	15	12
C-21-OE	08028	5	0 37577 08028 9	1	0.50	23.06	2.88	0.91	1 00 37577 08028 6	5	2.50	23.63	5.06	3.18	380	900	15	12
C-22-OE	08029	5	0 37577 08029 6	1	0.52	26.06	2.88	1.02	1 00 37577 08029 3	5	2.60	26.63	5.06	3.18	429	720	12	12
C-24-OE	08030	5	0 37577 08030 2	1	0.54	26.06	2.88	0.91	1 00 37577 08030 9	5	2.70	26.63	5.06	3.18	429	720	12	12
C-26-OE	08031	5	0 37577 08031 9	1	0.59	30.06	2.88	0.91	1 00 37577 08031 6	5	2.95	30.63	5.06	3.18	493	600	10	12



		MIN ORDER		STANDARD PACKAGE					SHIPPING CARTON					CUBIC		PALLET INFO		
PART	SKU	QTY	UPC	QTY	LB	L	W	H	UCC	QTY	LB	L	W	H	IN	QTY	LYR	LYR
Automotive Premium Beam Wiper Blades - Contour (cont.)																		
2.88in Wide Pillow Package																		
C-28-OE	08032	5	0 37577 08032 6	1	0.60	30.06	2.88	1.02	1 00 37577 08032 3	5	3.00	30.63	5.06	3.18	493	600	10	12
Automotive Hybrid Wiper Blades - Transform																		
T-14-UB	09295	5	0 37577 09295 4	1	0.36	23	2.125	1	1 00 37577 09295 1	5	1.80	24.00	4.50	2.50	270	900	15	12
T-16-UB	09191	10	0 37577 09191 9	1	0.38	23	2.125	1	1 00 37577 09191 6	10	3.68	24.00	4.50	4.50	486	960	16	6
T-17-UB	09192	10	0 37577 09192 6	1	0.38	23	2.125	1	1 00 37577 09192 3	10	3.68	24.00	4.50	4.50	486	960	16	6
T-18-UB	09193	10	0 37577 09193 3	1	0.40	23	2.125	1	1 00 37577 09193 0	10	3.68	24.00	4.50	4.50	486	960	16	6
T-19-UB	09194	10	0 37577 09194 0	1	0.37	23	2.125	1	1 00 37577 09194 7	10	3.97	24.00	4.50	4.50	486	960	16	6
T-20-UB	09195	10	0 37577 09195 7	1	0.40	23	2.125	1	1 00 37577 09195 4	10	4.84	24.00	4.50	4.50	486	960	16	6
T-21-UB	09196	10	0 37577 09196 4	1	0.37	26	2.125	1	1 00 37577 09196 1	10	4.78	27.00	4.50	4.50	547	720	12	6
T-22-UB	09197	10	0 37577 09197 1	1	0.46	26	2.125	1	1 00 37577 09197 8	10	4.81	27.00	4.50	4.50	547	720	12	6
T-24-UB	09198	10	0 37577 09198 8	1	0.43	26	2.125	1	1 00 37577 09198 5	10	4.97	27.00	4.50	4.50	547	720	12	6
T-26-UB	09199	10	0 37577 09199 5	1	0.54	30	2.125	1	1 00 37577 09199 2	10	6.00	30.75	4.50	4.50	623	660	11	6
T-28-UB	09200	10	0 37577 09200 8	1	0.56	30	2.125	1	1 00 37577 09200 5	10	6.00	30.75	4.50	4.50	623	660	11	6
Automotive Beam Wiper Blades - Profile																		
New-Style: 2.125in Wide Pillow Package																		
A-14-M	09226	5	0 37577 09226 8	1	0.22	23	2.125	1	1 00 37577 09226 5	5	1.58	24	5.25	2.5	315	900	12	15
A-15-M	09227	5	0 37577 09227 5	1	0.24	23	2.125	1	1 00 37577 09227 2	5	1.64	24	5.25	2.5	315	900	12	15
A-16-M	09228	5	0 37577 09228 2	1	0.25	23	2.125	1	1 00 37577 09228 9	5	1.70	24	5.25	2.5	315	900	12	15
A-17-M	09229	5	0 37577 09229 9	1	0.27	23	2.125	1	1 00 37577 09229 6	5	1.76	24	5.25	2.5	315	900	12	15
A-18-M	09230	5	0 37577 09230 5	1	0.28	23	2.125	1	1 00 37577 09230 2	5	1.82	24	5.25	2.5	315	900	12	15
A-19-M	09231	5	0 37577 09231 2	1	0.30	23	2.125	1	1 00 37577 09231 9	5	1.88	24	5.25	2.5	315	900	12	15
A-20-M	09232	5	0 37577 09232 9	1	0.32	23	2.125	1	1 00 37577 09232 6	5	1.94	24	5.25	2.5	315	900	12	15
A-21-M	09233	5	0 37577 09233 6	1	0.33	26	2.125	1	1 00 37577 09233 3	5	2.10	27	5.25	2.5	354	900	12	15
A-22-M	09234	5	0 37577 09234 3	1	0.35	26	2.125	1	1 00 37577 09234 0	5	2.16	27	5.25	2.5	354	900	12	15
A-24-M	09235	5	0 37577 09235 0	1	0.37	26	2.125	1	1 00 37577 09235 7	5	2.22	27	5.25	2.5	354	900	12	15
A-26-M	09236	5	0 37577 09236 7	1	0.39	30	2.125	1	1 00 37577 09236 4	5	2.28	31	5.25	2.5	407	675	9	15
A-28-M	09237	5	0 37577 09237 4	1	0.42	30	2.125	1	1 00 37577 09237 1	5	2.34	31	5.25	2.5	407	675	9	15
2.88in Wide Pillow Package																		
A-14-UB	08308	5	0 37577 08308 2	1	0.38	23.06	2.88	1.02	1 00 37577 08308 9	5	1.90	23.63	5.06	3.18	380	900	15	12
A-15-UB	08309	5	0 37577 08309 9	1	0.36	23.06	2.88	1.02	1 00 37577 08309 6	5	1.90	23.63	5.06	3.18	380	900	15	12
A-16-UB	08310	5	0 37577 08310 5	1	0.48	23.06	2.88	1.02	1 00 37577 08310 2	5	1.90	23.63	5.06	3.18	380	900	15	12
A-17-UB	08311	5	0 37577 08311 2	1	0.48	23.06	2.88	1.02	1 00 37577 08311 9	5	1.91	23.63	5.06	3.18	380	900	15	12
A-18-UB	08312	5	0 37577 08312 9	1	0.48	23.06	2.88	1.02	1 00 37577 08312 6	5	2.02	23.63	5.06	3.18	380	900	15	12
A-19-UB	08313	5	0 37577 08313 6	1	0.48	23.06	2.88	1.02	1 00 37577 08313 3	5	2.02	23.63	5.06	3.18	380	900	15	12
A-20-UB	08314	5	0 37577 08314 3	1	0.49	23.06	2.88	1.02	1 00 37577 08314 0	5	2.12	23.63	5.06	3.18	380	900	15	12
A-21-UB	08315	5	0 37577 08315 0	1	0.47	23.06	2.88	1.02	1 00 37577 08315 7	5	2.16	23.63	5.06	3.18	380	900	15	12
A-22-UB	08316	5	0 37577 08316 7	1	0.54	26.06	2.88	1.02	1 00 37577 08316 4	5	2.28	26.63	5.06	3.18	429	720	12	12
A-24-UB	08317	5	0 37577 08317 4	1	0.50	26.06	2.88	1.02	1 00 37577 08317 1	5	2.37	26.63	5.06	3.18	429	720	12	12
A-26-UB	08318	5	0 37577 08318 1	1	0.55	30.06	2.88	1.02	1 00 37577 08318 8	5	2.70	30.63	5.06	3.18	493	600	10	12
A-28-UB	08319	5	0 37577 08319 8	1	0.59	30.06	2.88	1.02	1 00 37577 08319 5	5	2.81	30.63	5.06	3.18	493	600	10	12
A-15-OE	08298	5	0 37577 08298 6	1	0.45	23.06	2.88	1.02	1 00 37577 08298 3	5	1.90	23.63	5.06	3.18	380	900	15	12
A-17-OE	08299	5	0 37577 08299 3	1	0.45	23.06	2.88	1.02	1 00 37577 08299 0	5	1.91	23.63	5.06	3.18	380	900	15	12
A-18-OE	08300	5	0 37577 08300 6	1	0.40	23.06	2.88	1.02	1 00 37577 08300 3	5	2.02	23.63	5.06	3.18	380	900	15	12
A-19-OE	08301	5	0 37577 08301 3	1	0.45	23.06	2.88	1.02	1 00 37577 08301 0	5	2.02	23.63	5.06	3.18	380	900	15	12
A-20-OE	08302	5	0 37577 08302 0	1	0.45	23.06	2.88	1.02	1 00 37577 08302 7	5	2.12	23.63	5.06	3.18	380	900	15	12
A-21-OE	08303	5	0 37577 08303 7	1	0.45	23.06	2.88	1.02	1 00 37577 08303 4	5	2.16	23.63	5.06	3.18	380	900	15	12
A-22-OE	08304	5	0 37577 08304 4	1	0.51	26.06	2.88	1.02	1 00 37577 08304 1	5	2.28	26.63	5.06	3.18	429	720	12	12
A-24-OE	08305	5	0 37577 08305 1	1	0.50	26.06	2.88	1.02	1 00 37577 08305 8	5	2.37	26.63	5.06	3.18	429	720	12	12
A-26-OE	08306	5	0 37577 08306 8	1	0.58	30.06	2.88	1.02	1 00 37577 08306 5	5	2.70	30.63	5.06	3.18	493	600	10	12
A-28-OE	08307	5	0 37577 08307 5	1	0.53	30.06	2.88	1.02	1 00 37577 08307 2	5	2.81	30.63	5.06	3.18	493	600	10	12
A-14-M	08146	5	0 37577 08146 0	1	0.38	23.06	2.88	1.02	1 00 37577 08146 7	5	1.90	23.63	5.06	3.18	380	900	15	12
A-15-M	08147	5	0 37577 08147 7	1	0.38	23.06	2.88	1.02	1 00 37577 08147 4	5	1.90	23.63	5.06	3.18	380	900	15	12
A-16-M	07546	5	0 37577 07546 9	1	0.38	23.06	2.88	1.02	1 00 37577 07546 6	5	1.90	23.63	5.06	3.18	380	900	15	12



MIN ORDER			STANDARD PACKAGE							SHIPPING CARTON							PALLET INFO		
PART	SKU	QTY	UPC	QTY	WGT LB	DIMENSIONS L W H			UCC	QTY	WGT LB	DIMENSIONS L W H			CUBIC IN	CRTNS/ QTY	LYR	LYR	
Automotive Beam Wiper Blades - Profile (cont.)																			
2.88in Wide Pillow Package																			
A-17-M	07547	5	0 37577 07547 6	1	0.38	23.06	2.88	1.02	1 00 37577 07547 3	5	1.91	23.63	5.06	3.18	380	900	15	12	
A-18-M	07548	5	0 37577 07548 3	1	0.40	23.06	2.88	1.02	1 00 37577 07548 0	5	2.02	23.63	5.06	3.18	380	900	15	12	
A-19-M	07549	5	0 37577 07549 0	1	0.40	23.06	2.88	1.02	1 00 37577 07549 7	5	2.02	23.63	5.06	3.18	380	900	15	12	
A-20-M	07550	5	0 37577 07550 6	1	0.42	23.06	2.88	1.02	1 00 37577 07550 3	5	2.12	23.63	5.06	3.18	380	900	15	12	
A-21-M	07551	5	0 37577 07551 3	1	0.43	23.06	2.88	1.02	1 00 37577 07551 0	5	2.16	23.63	5.06	3.18	380	900	15	12	
A-22-M	07552	5	0 37577 07552 0	1	0.46	26.06	2.88	1.02	1 00 37577 07552 7	5	2.28	26.63	5.06	3.18	429	720	12	12	
A-24-M	07554	5	0 37577 07554 4	1	0.47	26.06	2.88	1.02	1 00 37577 07554 1	5	2.37	26.63	5.06	3.18	429	720	12	12	
A-26-M	07556	5	0 37577 07556 8	1	0.54	30.06	2.88	1.02	1 00 37577 07556 5	5	2.70	30.63	5.06	3.18	493	600	10	12	
A-28-M	07558	5	0 37577 07558 2	1	0.56	30.06	2.88	1.02	1 00 37577 07558 9	5	2.81	30.63	5.06	3.18	493	600	10	12	
Automotive Beam Shop Pack Blades - Profile																			
SP-16	07774	6							1 00 37577 07774 3	6	1.77	21.38	5	3.125	334	1080	15	12	
SP-17	07775	6							1 00 37577 07775 0	6	1.85	21.38	5	3.125	334	1080	15	12	
SP-18	07776	6							1 00 37577 07776 7	6	1.89	21.38	5	3.125	334	1080	15	12	
SP-19	07777	6							1 00 37577 07777 4	6	1.95	21.38	5	3.125	334	1080	15	12	
SP-20	07778	6							1 00 37577 07778 1	6	2.02	21.38	5	3.125	334	1080	15	12	
SP-21	07779	6							1 00 37577 07779 8	6	2.29	29.25	5	3.125	457	792	11	12	
SP-22	07780	6							1 00 37577 07780 4	6	2.37	29.25	5	3.125	457	792	11	12	
SP-24	07781	6							1 00 37577 07781 1	6	2.47	29.25	5	3.125	457	792	11	12	
SP-26	07782	6							1 00 37577 07782 8	6	2.60	29.25	5	3.125	457	792	11	12	
SP-28	07783	6							1 00 37577 07783 5	6	2.69	29.25	5	3.125	457	792	11	12	
Automotive Premium Conventional Wiper Blades																			
New-Style: 1in High Blister Package																			
91-10	09472	5	0 37577 09472 9	1	0.24	20	2.28	1	1 00 37577 09472 6	5	1.44	20.25	4.375	2.437	216	1050	15	14	
91-11	09473	5	0 37577 09473 6	1	0.25	20	2.28	1	1 00 37577 09473 3	5	1.49	20.25	4.375	2.437	216	1050	15	14	
91-12	09474	5	0 37577 09474 3	1	0.26	20	2.28	1	1 00 37577 09474 0	5	1.54	20.25	4.375	2.437	216	1050	15	14	
91-13	09475	5	0 37577 09475 0	1	0.27	20	2.28	1	1 00 37577 09475 7	5	1.59	20.25	4.375	2.437	216	1050	15	14	
91-14	09476	5	0 37577 09476 7	1	0.28	20	2.28	1	1 00 37577 09476 4	5	1.64	20.25	4.375	2.437	216	1050	15	14	
91-15	09477	5	0 37577 09477 4	1	0.29	20	2.28	1	1 00 37577 09477 1	5	1.69	20.25	4.375	2.437	216	1050	15	14	
91-16	09478	5	0 37577 09478 1	1	0.30	20	2.28	1	1 00 37577 09478 8	5	1.74	20.25	4.375	2.437	216	1050	15	14	
91-17	09479	5	0 37577 09479 8	1	0.31	20	2.28	1	1 00 37577 09479 5	5	1.79	20.25	4.375	2.437	216	1050	15	14	
91-18	09480	10	0 37577 09480 4	1	0.35	27	2.28	1	1 00 37577 09480 1	10	3.95	27.375	4.812	4.5	593	800	10	8	
91-19	09481	10	0 37577 09481 1	1	0.36	27	2.28	1	1 00 37577 09481 8	10	4.05	27.375	4.812	4.5	593	800	10	8	
91-20	09482	10	0 37577 09482 8	1	0.38	27	2.28	1	1 00 37577 09482 5	10	4.25	27.375	4.812	4.5	593	800	10	8	
91-21	09483	10	0 37577 09483 5	1	0.39	27	2.28	1	1 00 37577 09483 2	10	4.35	27.375	4.812	4.5	593	800	10	8	
91-22	09484	10	0 37577 09484 2	1	0.40	27	2.28	1	1 00 37577 09484 9	10	4.45	27.375	4.812	4.5	593	800	10	8	
91-24	09485	10	0 37577 09485 9	1	0.42	27	2.28	1	1 00 37577 09485 6	10	4.65	27.375	4.812	4.5	593	800	10	8	
91-26	09510	5	0 37577 09510 8	1	0.48	32	2.73	1	1 00 37577 09510 5	5	2.82	32.25	4.375	2.875	406	660	11	12	
91-28	09511	5	0 37577 09511 5	1	0.49	32	2.73	1	1 00 37577 09511 2	5	2.87	32.25	4.375	2.875	406	660	11	12	
1.15in High Dimensional Blister Package																			
91-12	07824	5	0 37577 07824 8	1	0.31	20	2.3	1.15	1 00 37577 07824 5	5	3.20	20.625	5.25	2.5	575	1050	15	8	
91-13	07825	5	0 37577 07825 5	1	0.30	20	2.3	1.15	1 00 37577 07825 2	5	3.10	20.625	5.25	2.5	575	1050	15	8	
91-14	07826	5	0 37577 07826 2	1	0.33	20	2.3	1.15	1 00 37577 07826 9	5	3.40	20.625	5.25	2.5	575	1050	15	8	
91-15	07827	5	0 37577 07827 9	1	0.36	20	2.3	1.15	1 00 37577 07827 6	5	3.70	20.625	5.25	2.5	575	1050	15	8	
91-16	07828	5	0 37577 07828 6	1	0.47	20	2.3	1.15	1 00 37577 07828 3	5	4.70	20.625	5.25	2.5	575	1050	15	8	
91-17	07829	5	0 37577 07829 3	1	0.48	20	2.3	1.15	1 00 37577 07829 0	5	4.90	20.625	5.25	2.5	575	1050	15	8	
91-18	07830	10	0 37577 07830 9	1	0.46	27	2.3	1.15	1 00 37577 07830 6	10	4.70	28	5	4.5	575	800	15	8	
91-19	07831	10	0 37577 07831 6	1	0.48	27	2.3	1.15	1 00 37577 07831 3	10	4.90	28	5	4.5	575	800	15	8	
91-20	07832	10	0 37577 07832 3	1	0.48	27	2.3	1.15	1 00 37577 07832 0	10	4.92	28	5	4.5	647	800	12	8	
91-21	07833	10	0 37577 07833 0	1	0.49	27	2.3	1.15	1 00 37577 07833 7	10	4.94	28	5	4.5	647	800	12	8	
91-22	07834	10	0 37577 07834 7	1	0.49	27	2.3	1.15	1 00 37577 07834 4	10	4.96	28	5	4.5	647	800	12	8	
91-24	07835	10	0 37577 07835 4	1	0.53	27	2.3	1.15	1 00 37577 07835 1	10	5.50	28	5	4.5	647	800	12	8	
91-26	07836	5	0 37577 07836 1	1	0.54	32	2.75	1.25	1 00 37577 07836 8	5	3.20	32.5	5.75	3	472	540	10	13	
91-28	07837	5	0 37577 07837 8	1	0.60	32	2.75	1.25	1 00 37577 07837 5	5	6.30	32.5	5.75	3	904	540	9	7	

MIN ORDER		STANDARD PACKAGE							SHIPPING CARTON					PALLET INFO		
		QTY	UPC	QTY	LB	L	W	H	UCC	QTY	LB	L	W	H	IN	CRTNS/ QTY LYR LYR
Automotive Conventional Wiper Blades																
<i>New-Style: 1in High Blister Package</i>																
31-10	09447	5	0 37577 09447 7	1	0.34	20	2.28	1	1 00 37577 09447 4	5	1.74	20.25	4.375	2.437	216	1050 15 14
31-11	09448	5	0 37577 09448 4	1	0.34	20	2.28	1	1 00 37577 09448 1	5	1.74	20.25	4.375	2.437	216	1050 15 14
31-12	09449	5	0 37577 09449 1	1	0.35	20	2.28	1	1 00 37577 09449 8	5	1.97	20.25	4.375	2.437	216	1050 15 14
31-13	09450	5	0 37577 09450 7	1	0.35	20	2.28	1	1 00 37577 09450 4	5	1.99	20.25	4.375	2.437	216	1050 15 14
31-14	09451	5	0 37577 09451 4	1	0.35	20	2.28	1	1 00 37577 09451 1	5	2.00	20.25	4.375	2.437	216	1050 15 14
31-15	09452	5	0 37577 09452 1	1	0.36	20	2.28	1	1 00 37577 09452 8	5	2.02	20.25	4.375	2.437	216	1050 15 14
31-16	09453	5	0 37577 09453 8	1	0.36	20	2.28	1	1 00 37577 09453 5	5	2.03	20.25	4.375	2.437	216	1050 15 14
31-17	09454	5	0 37577 09454 5	1	0.36	20	2.28	1	1 00 37577 09454 2	5	2.05	20.25	4.375	2.437	216	1050 15 14
31-18	09455	10	0 37577 09455 2	1	0.37	27	2.28	1	1 00 37577 09455 9	10	4.11	27.375	4.812	4.5	593	800 10 8
31-19	09456	10	0 37577 09456 9	1	0.37	27	2.28	1	1 00 37577 09456 6	10	4.14	27.375	4.812	4.5	593	800 10 8
31-20	09457	10	0 37577 09457 6	1	0.37	27	2.28	1	1 00 37577 09457 3	10	4.15	27.375	4.812	4.5	593	800 10 8
31-21	09458	10	0 37577 09458 3	1	0.37	27	2.28	1	1 00 37577 09458 0	10	4.17	27.375	4.812	4.5	593	800 10 8
31-22	09459	10	0 37577 09459 0	1	0.38	27	2.28	1	1 00 37577 09459 7	10	4.25	27.375	4.812	4.5	593	800 10 8
31-24	09460	10	0 37577 09460 6	1	0.38	27	2.28	1	1 00 37577 09460 3	10	4.23	27.375	4.812	4.5	593	800 10 8
31-26	09461	5	0 37577 09461 3	1	0.38	32	2.73	1	1 00 37577 09461 0	5	2.34	32.25	4.375	2.875	406	660 11 12
31-28	09462	5	0 37577 09462 0	1	0.39	32	2.73	1	1 00 37577 09462 7	5	2.35	32.25	4.375	2.875	406	660 11 12
<i>1.15in High Dimensional Blister Package</i>																
31-10	07808	5	0 37577 07808 8	1	0.18	20	2.3	1.15	1 00 37577 07808 5	5	2.00	20.625	5.25	2.5	575	1050 15 8
31-11	07809	5	0 37577 07809 5	1	0.24	20	2.3	1.15	1 00 37577 07809 2	5	2.40	20.625	5.25	2.5	575	1050 15 8
31-12	07810	5	0 37577 07810 1	1	0.25	20	2.3	1.15	1 00 37577 07810 8	5	2.60	20.625	5.25	2.5	575	1050 15 8
31-13	07811	5	0 37577 07811 8	1	0.28	20	2.3	1.15	1 00 37577 07811 5	5	2.80	20.625	5.25	2.5	575	1050 15 8
31-14	07812	5	0 37577 07812 5	1	0.29	20	2.3	1.15	1 00 37577 07812 2	5	3.00	20.625	5.25	2.5	575	1050 15 8
31-15	07813	5	0 37577 07813 2	1	0.32	20	2.3	1.15	1 00 37577 07813 9	5	3.30	20.625	5.25	2.5	575	1050 15 8
31-16	07814	5	0 37577 07814 9	1	0.36	20	2.3	1.15	1 00 37577 07814 6	5	3.70	20.625	5.25	2.5	575	1050 15 8
31-17	07815	5	0 37577 07815 6	1	0.38	20	2.3	1.15	1 00 37577 07815 3	5	3.80	20.625	5.25	2.5	575	1050 15 8
31-18	07816	10	0 37577 07816 3	1	0.37	27	2.3	1.15	1 00 37577 07816 0	10	3.80	28	5	4.5	575	800 15 8
31-19	07817	10	0 37577 07817 0	1	0.41	27	2.3	1.15	1 00 37577 07817 7	10	4.20	28	5	4.5	575	800 15 8
31-20	07818	10	0 37577 07818 7	1	0.46	27	2.3	1.15	1 00 37577 07818 4	10	4.70	28	5	4.5	647	800 12 8
31-21	07819	10	0 37577 07819 4	1	0.44	27	2.3	1.15	1 00 37577 07819 1	10	4.50	28	5	4.5	647	800 12 8
31-22	07820	10	0 37577 07820 0	1	0.48	27	2.3	1.15	1 00 37577 07820 7	10	4.90	28	5	4.5	647	800 12 8
31-24	07821	10	0 37577 07821 7	1	0.49	27	2.3	1.15	1 00 37577 07821 4	10	5.00	28	5	4.5	647	800 12 8
31-26	07822	5	0 37577 07822 4	1	0.53	32	2.75	1.25	1 00 37577 07822 1	5	3.14	32.5	5.75	3	472	540 10 13
31-28	07823	5	0 37577 07823 1	1	0.55	32	2.75	1.25	1 00 37577 07823 8	5	6.10	32.5	5.75	3	904	540 9 7
Automotive Wiper Blades - Rear Blade																
AR-11A	07922	5	0 37577 07922 1	1	0.26	19.98	2.72	1.2	1 00 37577 07922 8	5	1.29	20.47	5.71	2.95	345	840 14 12
AR-12A	07923	5	0 37577 07923 8	1	0.27	19.98	2.72	1.2	1 00 37577 07923 5	5	1.34	20.47	5.71	2.95	345	840 14 12
AR-12B	07925	5	0 37577 07925 2	1	0.27	19.98	2.72	1.2	1 00 37577 07925 9	5	1.35	20.47	5.71	2.95	345	840 14 12
AR-12E	07929	5	0 37577 07929 0	1	0.25	19.98	2.72	1.2	1 00 37577 07929 7	5	1.23	20.47	5.71	2.95	345	840 14 12
AR-12F	08323	5	0 37577 08323 5	1	0.32	19.98	2.72	1.2	1 00 37577 08323 2	5	1.6	20.47	5.71	2.95	345	840 14 12
AR-14A	07924	5	0 37577 07924 5	1	0.28	19.98	2.72	1.2	1 00 37577 07924 2	5	1.38	20.47	5.71	2.95	345	840 14 12
AR-14B	07926	5	0 37577 07926 9	1	0.28	19.98	2.72	1.2	1 00 37577 07926 6	5	1.39	20.47	5.71	2.95	345	840 14 12
AR-14C	07927	5	0 37577 07927 6	1	0.29	19.98	2.72	1.2	1 00 37577 07927 3	5	1.45	20.47	5.71	2.95	345	840 14 12
AR-14D	07928	5	0 37577 07928 3	1	0.28	19.98	2.72	1.2	1 00 37577 07928 0	5	1.40	20.47	5.71	2.95	345	840 14 12
AR-16A	08320	5	0 37577 08320 4	1	0.32	19.98	2.72	1.2	1 00 37577 08320 1	5	1.6	20.47	5.71	2.95	345	840 14 12
AR-16B	08321	5	0 37577 08321 1	1	0.31	19.98	2.72	1.2	1 00 37577 08321 8	5	1.54	20.47	5.71	2.95	345	840 14 12
AR-16E	08322	5	0 37577 08322 8	1	0.30	19.98	2.72	1.2	1 00 37577 08322 5	5	1.5	20.47	5.71	2.95	345	840 14 12
Automotive Wiper Blades - Winter																
<i>New-Style: 1in High Blister Package</i>																
30-18	07915	5	0 37577 07804 0	1	0.35	27	2.75	1	1 00 37577 07804 7	5	2.12	27.62	4.56	2.96	373	660 12 11
30-20	07916	5	0 37577 07805 7	1	0.39	27	2.75	1	1 00 37577 07805 4	5	2.29	27.62	4.56	2.96	373	660 12 11
30-22	07917	5	0 37577 07806 4	1	0.42	27	2.75	1	1 00 37577 07806 1	5	2.47	27.62	4.56	2.96	373	660 12 11
30-24	07918	5	0 37577 07807 1	1	0.45	27	2.75	1	1 00 37577 07807 8	5	2.59	27.62	4.56	2.96	373	660 12 11
30-18-OE	09874	5	0 37577 09874 1	1	0.35	27	2.75	1	1 00 37577 09874 8	5	2.12	27.62	4.56	2.96	373	660 12 11



MIN ORDER										STANDARD PACKAGE					SHIPPING CARTON							PALLET INFO		
PART	SKU	QTY	UPC	QTY	WGT LB	DIMENSIONS L W H			UCC	QTY	WGT LB	DIMENSIONS L W H			CUBIC IN	QTY	LYR	LYR						
Automotive Wiper Blades - Winter (cont.)																								
New-Style: 1in High Blister Package																								
30-20-OE	09875	5	0 37577 09875 8	1	0.39	27	2.75	1	100 37577 09875 5	5	2.29	27.62	4.56	2.96	373	660	12	11						
30-22-OE	09876	5	0 37577 09876 5	1	0.42	27	2.75	1	100 37577 09876 2	5	2.47	27.62	4.56	2.96	373	660	12	11						
30-24-OE	09877	5	0 37577 09877 2	1	0.45	27	2.75	1	100 37577 09877 9	5	2.59	27.62	4.56	2.96	373	660	12	11						
1.25in High Dimenional Blister Package																								
30-11	07800	5	0 37577 07800 2	1	0.29	20	2.75	1.25	100 37577 07800 9	5	3.00	20.625	5.75	3	356	840	15	8						
30-13	07801	5	0 37577 07801 9	1	0.32	20	2.75	1.25	100 37577 07801 6	5	3.30	20.625	5.75	3	356	840	15	8						
30-15	07802	5	0 37577 07802 6	1	0.38	20	2.75	1.25	100 37577 07802 3	5	3.80	20.625	5.75	3	356	840	15	8						
30-16	07803	5	0 37577 07803 3	1	0.41	20	2.75	1.25	100 37577 07803 0	5	4.20	20.625	5.75	3	356	840	15	8						
30-18	07804	10	0 37577 07804 0	1	0.43	27	2.75	1.25	100 37577 07804 7	10	4.40	28	5.75	5.5	886	700	15	8						
30-20	07805	10	0 37577 07805 7	1	0.48	27	2.75	1.25	100 37577 07805 4	10	4.80	28	5.75	5.5	886	700	12	8						
30-22	07806	10	0 37577 07806 4	1	0.50	27	2.75	1.25	100 37577 07806 1	10	5.00	28	5.75	5.5	886	700	12	8						
30-24	07807	10	0 37577 07807 1	1	0.52	27	2.75	1.25	100 37577 07807 8	10	5.20	28	5.75	5.5	886	700	12	8						
30-18-OE	08192	10	0 37577 08192 7	1	0.43	27	2.75	1.25	100 37577 08192 4	10	2.30	27.06	5.31	4.5	647	700	12	8						
30-20-OE	08193	10	0 37577 08193 4	1	0.48	27	2.75	1.25	100 37577 08193 1	10	4.30	27.06	5.31	4.5	647	700	12	8						
30-22-OE	08194	10	0 37577 08194 1	1	0.50	27	2.75	1.25	100 37577 08194 8	10	4.80	27.06	5.31	4.5	647	700	12	8						
30-24-OE	08195	10	0 37577 08195 8	1	0.52	27	2.75	1.25	100 37577 08195 5	10	5.00	27.06	5.31	4.5	647	700	12	8						
Automotive Wiper Blades - Specialty																								
20-09	08150	10	0 37577 08150 7	1	0.16	23.06	2.09	0.94	100 37577 08150 4	10	1.70	24.06	5.31	4.5	575	1200	15	8						
20-10	08151	10	0 37577 08151 4	1	0.18	23.06	2.09	0.94	100 37577 08151 1	10	1.90	24.06	5.31	4.5	575	1200	15	8						
20-11	08152	10	0 37577 08152 1	1	0.23	23.06	2.09	0.94	100 37577 08152 8	10	2.40	24.06	5.31	4.5	575	1200	15	8						
20-12	08153	10	0 37577 08153 8	1	0.24	23.06	2.09	0.94	100 37577 08153 5	10	2.50	24.06	5.31	4.5	575	1200	15	8						
22-20	08148	10	0 37577 08148 4	1	0.33	23.06	2.09	0.94	100 37577 08149 8	10	3.40	24.06	5.31	4.5	575	1200	15	8						
22-24	08168	5	0 37577 08168 2	1	0.60	32.44	2.75	0.88	100 37577 08168 9	5	3.50	33.13	4.75	3	472	650	10	13						
Wiper Refills Automotive (All Refills sold in pairs)																								
19-12	07995	10	0 37577 07995 5	1 pr	0.40	19.88	1.47	0.94	100 37577 07995 2	10	2.00	20.38	5.06	3.38	349	1650	15	11						
19-13	07996	10	0 37577 07996 2	1 pr	0.40	19.88	1.47	0.94	100 37577 07996 9	10	2.00	20.38	5.06	3.38	349	1650	15	11						
19-14	07997	10	0 37577 07997 9	1 pr	0.40	19.88	1.47	0.94	100 37577 07997 6	10	2.20	20.38	5.06	3.38	349	1650	15	11						
19-15	07998	10	0 37577 07998 6	1 pr	0.40	19.88	1.47	0.94	100 37577 07998 3	10	4.40	20.38	5.06	3.38	349	1650	15	11						
19-16	07999	10	0 37577 07999 3	1 pr	0.40	19.88	1.47	0.94	100 37577 07999 0	10	2.20	20.38	5.06	3.38	349	1650	15	11						
19-17	08000	10	0 37577 08000 5	1 pr	0.40	19.88	1.47	0.94	100 37577 08000 2	10	2.55	20.38	5.06	3.38	349	1650	15	11						
19-18	08001	10	0 37577 08001 2	1 pr	0.40	19.88	1.47	0.94	100 37577 08001 9	10	5.50	20.38	5.06	3.38	349	1650	15	11						
19-19	08002	10	0 37577 08002 9	1 pr	0.44	21.88	1.47	0.94	100 37577 08002 6	10	2.00	22.38	5.06	3.38	383	1650	15	11						
19-20	08003	10	0 37577 08003 6	1 pr	0.44	21.88	1.47	0.94	100 37577 08003 3	10	6.90	22.38	5.06	3.38	383	1650	15	11						
19-21	08004	10	0 37577 08004 3	1 pr	0.52	25.88	1.47	0.94	100 37577 08004 0	10	7.00	26.38	5.06	3.38	451	1320	12	11						
19-22	08005	10	0 37577 08005 0	1 pr	0.52	25.88	1.47	0.94	100 37577 08005 7	10	7.00	26.38	5.06	3.38	451	1320	12	11						
19-24	08006	10	0 37577 08006 7	1 pr	0.52	25.88	1.47	0.94	100 37577 08006 4	10	3.40	26.38	5.06	3.38	451	1320	12	11						
19-28	08007	10	0 37577 08007 4	1 pr	0.52	30	1.47	0.94	100 37577 08007 1	10	4.00	30.5	5.06	3.38	522	1320	12	11						
N-12R	07969	10	0 37577 07969 6	1 pr	0.16	19.88	1.47	0.94	100 37577 07969 3	10	2.00	20.38	5.06	3.38	349	1650	15	11						
N-13R	07972	10	0 37577 07972 6	1 pr	0.17	19.88	1.47	0.94	100 37577 07972 3	10	1.50	20.38	5.06	3.38	349	1650	15	11						
N-14R	07973	10	0 37577 07973 3	1 pr	0.17	19.88	1.47	0.94	100 37577 07973 0	10	3.50	20.38	5.06	3.38	349	1650	15	11						
N-15R	07970	10	0 37577 07970 2	1 pr	0.17	19.88	1.47	0.94	100 37577 07970 9	10	5.50	20.38	5.06	3.38	349	1650	15	11						
N-16R	07974	10	0 37577 07974 0	1 pr	0.18	19.88	1.47	0.94	100 37577 07974 7	10	4.30	20.38	5.06	3.38	349	1650	15	11						
N-17R	07975	10	0 37577 07975 7	1 pr	0.19	19.88	1.47	0.94	100 37577 07975 4	10	2.00	20.38	5.06	3.38	349	1650	15	11						
N-18R	07976	10	0 37577 07976 4	1 pr	0.21	19.88	1.47	0.94	100 37577 07976 1	10	4.30	20.38	5.06	3.38	349	1650	15	11						
N-19R	07977	10	0 37577 07977 1	1 pr	0.22	21.88	1.47	0.94	100 37577 07977 8	10	4.30	22.38	5.06	3.38	383	1650	15	11						
N-20R	07971	10	0 37577 07971 9	1 pr	0.23	21.88	1.47	0.94	100 37577 07971 6	10	2.10	22.38	5.06	3.38	383	1650	15	11						
N-21R	07978	10	0 37577 07978 8	1 pr	0.24	25.88	1.47	0.94	100 37577 07978 5	10	2.31	26.38	5.06	3.38	451	1320	12	11						
N-22R	07979	10	0 37577 07979 5	1 pr	0.26	25.88	1.47	0.94	100 37577 07979 2	10	2.56	26.38	5.06	3.38	451	1320	12	11						
N-24R	07980	10	0 37577 07980 1	1 pr	0.21	25.88	1.47	0.94	100 37577 07980 8	10	2.50	26.38	5.06	3.38	451	1320	12	11						
U-15R	07981	10	0 37577 07981 8	1 pr	0.17	19.88	1.47	0.94	100 37577 07981 5	10	2.00	20.38	5.06	3.38	349	1650	15	11						
U-16R	07982	10	0 37577 07982 5	1 pr	0.18	19.88	1.47	0.94	100 37577 07982 2	10	3.70	20.38	5.06	3.38	349	1650	15	11						
U-17R	07983	10	0 37577 07983 2	1 pr	0.20	19.88	1.47	0.94	100 37577 07983 9	10	1.80	20.38	5.06	3.38	349	1650	15	11						
U-18R	07984	10	0 37577 07984 9	1 pr	0.18	19.88	1.47	0.94	100 37577 07984 6	10	1.50	20.38	5.06	3.38	349	1650	15	11						

Order & Packaging Specifications
Transit Bus Wiper Blades



		MIN ORDER		STANDARD PACKAGE						SHIPPING CARTON										PALLET INFO		
PART	SKU	QTY	UPC	QTY	LB	L	W	H	UCC	QTY	LB	L	W	H	CUBIC IN	QTY	LYR	LYR				
Wiper Refills Automotive (All Refills sold in pairs) (cont.)																						
U-19R	07985	10	0 37577 07985 6	1 pr	0.20	21.88	1.47	0.94	1 00 37577 07985 3	10	2.00	22.38	5.06	3.38	383	1650	15	11				
U-20R	07986	10	0 37577 07986 3	1 pr	0.23	21.88	1.47	0.94	1 00 37577 07986 0	10	2.51	22.38	5.06	3.38	383	1650	15	11				
U-21R	07987	10	0 37577 07987 0	1 pr	0.26	25.88	1.47	0.94	1 00 37577 07987 7	10	2.30	26.38	5.06	3.38	451	1320	12	11				
U-22R	07988	10	0 37577 07988 7	1 pr	0.26	25.88	1.47	0.94	1 00 37577 07988 4	10	5.00	26.38	5.06	3.38	451	1320	12	11				
U-24R	07989	10	0 37577 07989 4	1 pr	0.27	25.88	1.47	0.94	1 00 37577 07989 1	10	2.60	26.38	5.06	3.38	451	1320	12	11				
W-20R	07990	10	0 37577 07990 0	1 pr	0.23	21.88	1.47	0.94	1 00 37577 07990 7	10	2.20	22.38	5.06	3.38	383	1650	15	11				
W-21R	07991	10	0 37577 07991 7	1 pr	0.24	25.88	1.47	0.94	1 00 37577 07991 4	10	2.60	26.38	5.06	3.38	451	1320	12	11				
W-22R	07992	10	0 37577 07992 4	1 pr	0.24	25.88	1.47	0.94	1 00 37577 07992 1	10	5.00	26.38	5.06	3.38	451	1320	12	11				
W-24R	07993	10	0 37577 07993 1	1 pr	0.24	25.88	1.47	0.94	1 00 37577 07993 8	10	5.20	26.38	5.06	3.38	451	1320	12	11				
W-28R	07994	10	0 37577 07994 8	1 pr	0.31	30	1.47	0.94	1 00 37577 07994 5	10	2.80	30.5	5.06	3.38	522	1320	12	11				
Wiper Arm Shaft Adapters																						
42-01	95452	5	0 37577 95452 8	1	0.02	4	4	bag	1 00 37577 95452 5	100	1.75	8.88	4.88	4.75	206	32000	40	8				
42-02	95457	5	0 37577 95457 3	1	0.02	4	4	bag	1 00 37577 95457 0	100	1.88	8.88	4.88	4.75	206	32000	40	8				
42-03	95471	5	0 37577 95471 9	1	0.02	4	4	bag	1 00 37577 95471 6	100	2.40	8.88	4.88	4.75	206	32000	40	8				
42-07	95476	5	0 37577 95476 4	1	0.03	4	4	bag	1 00 37577 95476 1	100	2.03	9.88	7.38	5.38	392	15000	25	6				
42-09	95490	5	0 37577 95490 0	1	0.03	4	4	bag	1 00 37577 95490 7	100	2.00	9.88	7.38	5.38	392	15000	25	6				
42-75	95495	5	0 37577 95495 5	1	0.07	4	4	bag	1 00 37577 95495 2	300	20.02	12.88	10.88	7.25	1,016	18000	12	5				
42-80	95513	5	0 37577 95513 6	1	0.08	4	4	bag	1 00 37577 95513 3	250	21.63	12.88	10.88	7.25	1,016	15000	12	5				
Wiper Arm Parts and Assemblies																						
45-31	95420	1	0 37577 95420 7	1	0.07	4	6	bag	1 00 37577 95420 4	200	14.13	13.38	11.88	6.25	993	14400	12	6				
45-32	95421	1	0 37577 95421 4	1	0.09	4	6	bag	1 00 37577 95421 1	250	18.65	13.38	11.88	6.25	993	14400	12	6				
47-01	95321	1	0 37577 95321 7	1	0.07	4	6	bag	1 00 37577 95321 4	250	18.00	12.88	10.88	7.25	1,016	15000	12	5				
47-05	95687	1 pkg	0 37577 95687 4	10	0.30	4	6	bag	1 00 37577 95687 1	1000	19.37	12.88	10.88	7.25	1,016	60000	12	5				
47-06	95571	1 pkg	0 37577 95571 6	10	0.37	4	6	bag	1 00 37577 95571 3	300	11.00	9.88	7.38	5.38	392	45000	25	6				
47-07	95691	1 pkg	0 37577 95691 1	10	0.06	4	6	bag	1 00 37577 95691 8	1000	7.60	9.88	7.38	5.38	392	150000	25	6				
47-10	95706	1 pkg	0 37577 95706 2	10	0.01	4	6	bag	1 00 37577 95706 9	1000	6.61	9.88	7.38	5.38	392	150000	25	6				
47-11	95700	1 pkg	0 37577 95700 0	10	0.00	4	6	bag	1 00 37577 95700 7	2000	4.00	9.88	7.38	5.38	392	150000	25	6				
47-12	95714	1 pkg	0 37577 95714 7	10	0.24	4	6	bag	1 00 37577 95714 4	1000	1.68	9.88	7.38	5.38	392	150000	25	6				
47-14	05361	1 pkg	0 37577 05361 0	10	0.06	4	6	bag	1 00 37577 05361 7	1000	3.07	9.88	7.38	5.38	392	150000	25	6				
47-15	95744	1 pkg	0 37577 95744 4	10	0.29	4	5	bag	1 00 37577 95744 1	1000	28.22	12.88	10.88	7.25	1,016	60000	12	5				
47-16	95745	1 pkg	0 37577 95745 1	10	0.30	4	5	bag	1 00 37577 95745 8	1000	25.69	12.88	10.88	7.25	1,016	60000	12	5				
47-17	95708	1 pkg	0 37577 95708 6	10	0.31	4	6	bag	1 00 37577 95708 3	1000	50.00	12.88	10.88	7.25	1,016	60000	12	5				
47-18	95707	1 pkg	0 37577 95707 9	10	0.18	4	6	bag	1 00 37577 95707 6	1000	21.00	12.88	10.88	7.25	1,016	60000	12	5				
47-19	95245	1	0 37577 95245 6	1	0.33	4	8	bag	1 00 37577 95245 3	100	20.01	15.38	12.25	10	1,884	2700	9	3				
47-20	95016	1	0 37577 95016 2	1	0.32	4	8	bag	1 00 37577 95016 9	100	20.00	13.38	12.63	8.5	1,436	3600	9	4				
47-23	97112	1	0 37577 97112 9	1	0.22	4	6	bag	1 00 37577 97112 6	75	12.94	12.88	10.88	7.25	1,016	3600	12	4				
47-24	97886	1 pkg	0 37577 97886 9	50	0.06	4.75	4.38	2.5	1 00 37577 97886 6	300	4.75	9.88	7.38	5.38	392	45000	25	6				
47-26	97887	1 pkg	0 37577 97887 6	10	1.60	4.75	4.38	2.5	1 00 37577 97887 3	60	10.13	9.88	7.38	5.38	392	9000	25	6				
47-31	97111	1	0 37577 97111 2	1	0.08	4	7	bag	1 00 37577 97111 9	150	12.75	13.38	11.88	6.25	993	10800	12	6				
47-32	95289	1	0 37577 95289 0	1	0.17	4	6	bag	1 00 37577 95289 7	50	8.79	9.88	7.38	5.38	392	7500	25	6				
47-33	97888	1 pkg	0 37577 97888 3	50	0.25	4.75	4.38	2.5	1 00 37577 97888 0	300	1.95	9.88	7.38	5.38	392	45000	25	6				
47-34	95356	1	0 37577 95356 9	1	0.14	4	6	bag	1 00 37577 95356 6	200	26.56	12.88	10.88	7.25	1,016	12000	12	5				
47-37	95491	1	0 37577 95491 7	1	0.13	4	6	bag	1 00 37577 95491 4	10	7.04	9.88	7.38	5.38	392	1500	25	6				
47-40	95592	1	0 37577 95592 1	1	0.01	4	4	bag	1 00 37577 95592 8	500	39.55	12.88	10.88	7.25	1,016	30000	12	5				
47-63	95059	1	0 37577 95059 9	1	0.02	4.75	4.38	2.5	1 00 37577 95059 6	50	1.00	9.88	7.38	5.38	392	750	25	6				
47-65	05161	1	0 37577 05161 6	1	0.02	4	6	bag	1 00 37577 05161 3	100	1.11	9.88	7.38	5.38	392	15000	25	6				
47-91	97890	1 pkg	0 37577 97890 6	50	0.02	4.75	4.38	2.5	1 00 37577 97890 3	300	1.30	9.88	7.38	5.38	392	45000	25	6				
47-95	95566	1	0 37577 95566 2	1	0.22	4	6	bag	1 00 37577 95566 9	50	12.30	12.88	10.88	7.25	1,016	3000	12	5				
47-96	95567	1	0 37577 95567 9	1	0.22	4	6	bag	1 00 37577 95567 6	50	11.40	12.88	10.88	7.25	1,016	3000	12	5				
47-99	97891	1	0 37577 97891 3	1	0.25	4.75	4.38	2.5	1 00 37577 97891 0	6	2.00	9.88	7.38	5.38	392	900	25	6				
Wiper Blade to Arm Connectors																						
48-05	06046	1 pkg	0 37577 06046 5	6	0.09	4.5	2.75	2	1 00 37577 06046 2	60	2.00	9.5	6.13	5.5	320	12600	30	7				
48-06	06031	1 pkg	0 37577 06031 1	6	0.44	4.5	2.75	2	1 00 37577 06031 8	60	0.11	9.5	6.13	5.5	320	12600	30	7				



Order & Packaging Specifications Transit Bus Wiper Blades

MIN STANDARD PACKAGE									SHIPPING CARTON							PALLET INFO		
ORDER			WGT		DIMENSIONS				WGT		DIMENSIONS			CUBIC		CRTNS/		
PART	SKU	QTY	UPC	QTY	LB	L	W	H	UCC	QTY	LB	L	W	H	IN	QTY	LYR	LYR
Wiper Blade to Arm Connectors (cont.)																		
48-07	06890	1 pkg	0 37577 06890 4	6	0.44	4.5	2.75	2	1 00 37577 06890 1	60	0.00	9.5	6.13	5.5	320	12600	30	7
48-08	06045	1 pkg	0 37577 06045 8	6	0.16	4.5	2.75	2	1 00 37577 06045 5	60	1.67	9.5	6.13	5.5	320	12600	30	7
48-09	06025	1 pkg	0 37577 06025 0	6	0.07	2.75	2.5	1.75	1 00 37577 06025 7	60	0.75	9.5	6.13	5.5	320	12600	30	7
48-10	06026	1 pkg	0 37577 06026 7	6	0.07	2.75	2.5	1.75	1 00 37577 06026 4	60	0.75	9.5	6.13	5.5	320	12600	30	7
48-11	06028	1 pkg	0 37577 06028 1	6	0.07	2.75	2.5	1.75	1 00 37577 06028 8	60	1.00	9.5	6.13	5.5	320	12600	30	7
48-12	06027	1 pkg	0 37577 06027 4	6	0.08	2.75	2.5	1.75	1 00 37577 06027 1	60	1.16	9.5	6.13	5.5	320	12600	30	7
48-13	06029	1 pkg	0 37577 06029 8	2	0.06	2.75	2.5	1.75	1 00 37577 06029 5	20	0.60	9.5	6.13	5.5	320	4200	30	7
48-14	06030	1 pkg	0 37577 06030 4	6	0.05	2.75	2.5	1.75	1 00 37577 06030 1	60	0.63	9.5	6.13	5.5	320	12600	30	7
48-15	06032	1 kit	0 37577 06032 8	1	1.08	10.88	6.75	1.75	1 00 37577 06032 5	10	11.00	14.25	11.75	9.75	1,633	360	12	3
48-17	06259	1 pkg	0 37577 06259 9	2	0.54	2.75	2.5	1.75	1 00 37577 06259 6	20	0.75	9	5.75	4.63	240	4200	30	7
48-18	06588	1 bag	0 37577 06588 0	12	0.10	7	8	bag	1 00 37577 06588 7	120	1.30	9	5.75	4.63	240	25200	30	7
48-19	06749	1 bag	0 37577 06749 5	12	0.05	7	8	bag	1 00 37577 06749 2	120	1.00	9	5.75	4.63	240	25200	30	7
Beam Wiper Blade Adapters																		
MC-1	07784	25	0 37577 07784 5	25	0.55	5.13	3.25	4.13	1 00 37577 07784 2	300	7.54	12.88	10.88	7.25	1,016	18000	12	5
MC-2	07788	25	0 37577 07788 3	25	0.23	5.13	3.25	4.13	1 00 37577 07788 0	300	3.72	12.88	10.88	7.25	1,016	18000	12	5
MC-3	07786	25	0 37577 07786 9	25	0.38	5.13	3.25	4.13	1 00 37577 07786 6	300	5.48	12.88	10.88	7.25	1,016	18000	12	5
MC-4	07785	25	0 37577 07785 2	25	0.36	5.13	3.25	4.13	1 00 37577 07785 9	300	5.31	12.88	10.88	7.25	1,016	18000	12	5
MC-5	07787	25	0 37577 07787 6	25	0.35	5.13	3.25	4.13	1 00 37577 07787 3	300	5.19	12.88	10.88	7.25	1,016	18000	12	5
MC-6	08227	25	0 37577 08227 6	25	0.67	5.13	3.25	4.13	1 00 37577 07787 3	300	8.05	12.88	10.88	7.25	1,016	18000	12	5
Wiper Arms - Automotive																		
41-01	08142	10	0 37577 08142 2	1	0.38	20	2	0.88	1 00 37577 08142 9	10	7.80	20.75	5	4.38	454	1120	16	7
41-02	08143	10	0 37577 08143 9	1	0.37	20	2	0.88	1 00 37577 08143 6	10	3.50	20.75	5	4.38	454	1120	16	7
41-03	08145	10	0 37577 08145 3	1	0.53	20	2	0.88	1 00 37577 08145 0	10	11.70	20.75	5	4.38	454	1120	16	7
43-28	96706	1	0 37577 96706 1	1	0.75	4	25	bag	1 00 37577 96706 8	50	43.54	23	12	9.5	2,622	900	6	3
43-30	96725	1	0 37577 96725 2	1	0.55	4	22	bag	1 00 37577 96725 9	50	27.38	21.13	14.38	5.63	1,711	1500	5	6
43-31	96744	1	0 37577 96744 3	1	0.57	4	25	bag	1 00 37577 96744 0	75	41.83	23	12	9.5	2,622	1350	6	3
43-58	95044	1	0 37577 95044 5	1	0.50	4	24	bag	1 00 37577 95044 2	75	41.00	23	12	9.5	2,622	1350	6	3
43-64	97566	1	0 37577 97566 0	1	0.70	4	23	bag	1 00 37577 97566 7	60	42.00	23	12	9.5	2,622	1080	6	3
43-65	97565	1	0 37577 97565 3	1	0.70	4	23	bag	1 00 37577 97565 0	60	42.00	23	12	9.5	2,622	1080	6	3
Wiper Arms - Commercial Vehicles																		
44-01	95138	1	0 37577 95138 1	1	0.53	4	15	bag	1 00 37577 95138 8	80	38.00	15.38	12.13	10	1,866	2160	9	3
44-02	95293	1	0 37577 95293 7	1	0.50	4	18	bag	1 00 37577 95293 4	75	37.47	18.75	10.88	9.5	1,938	1800	8	3
44-03	95139	1	0 37577 95139 8	1	0.56	3	20	bag	1 00 37577 95139 5	50	25.91	18.75	10.88	9.5	1,938	1200	8	3
44-04	95000	1	0 37577 95000 1	1	0.60	4	15	bag	1 00 37577 95000 8	50	28.26	18.75	10.88	9.5	1,938	1200	8	3
44-05	95267	1	0 37577 95267 8	1	0.60	4	19	bag	1 00 37577 95267 5	50	30.10	18.75	10.88	9.5	1,938	1200	8	3
44-06	95397	1	0 37577 95397 2	1	0.60	4	16	bag	1 00 37577 95397 9	50	27.00	15.5	12	9.75	1,814	1200	8	3
44-14	95388	1	0 37577 95388 0	1	0.43	4	18	bag	1 00 37577 95388 7	50	22.09	23	12	9.5	2,622	1500	6	5
44-16	95483	1	0 37577 95483 2	1	0.44	4	19	bag	1 00 37577 95483 9	50	22.79	18.5	11	9	1,832	1200	8	3
44-18	95485	1	0 37577 95485 6	1	0.50	4	21	bag	1 00 37577 95485 3	50	24.00	20.13	10.75	9.63	2,084	1200	8	3
44-20	95390	1	0 37577 95390 3	1	0.50	4	23	bag	1 00 37577 95390 0	30	15.00	23.5	7	5.25	864	1800	10	6
44-27	95350	1	0 37577 95350 7	1	0.53	4	21	bag	1 00 37577 95350 4	50	10.18	17.88	13.38	6.75	1,615	1500	6	5
44-50	05650	1	0 37577 05650 5	1	0.95	4	24	bag	1 00 37577 05650 2	20	19.00	24.38	12.38	8	2,415	320	4	4
44-51	05651	1	0 37577 05651 2	1	0.70	4	24	bag	1 00 37577 05651 9	40	33.25	24.38	12.38	8	2,415	640	4	4
44-53	05653	1	0 37577 05653 6	1	0.80	4	25	bag	1 00 37577 05653 3	25	10.00	24.38	12.38	8	2,415	400	4	4
44-56	05656	1	0 37577 05656 7	1	0.66	4	24	bag	1 00 37577 05656 4	20	16.50	22.88	7.13	5.63	918	1200	10	6
44-57	05657	1	0 37577 05657 4	1	0.63	4	18	bag	1 00 37577 05657 1	20	10.00	18.75	7.13	5.63	753	960	12	4
44-59	05659	1	0 37577 05659 8	1	1.20	4	26	bag	1 00 37577 05659 5	20	30.00	24.38	12.38	8	2,415	320	4	4
44-60	05660	1	0 37577 05660 4	1	1.25	4	26	bag	1 00 37577 05660 1	20	25.00	30.38	14.38	4.75	2,075	420	3	7
44-61	05661	1	0 37577 05661 1	1	1.43	4	25	bag	1 00 37577 05661 8	20	28.50	30.38	14.38	4.75	2,075	420	3	7
44-62	05662	1	0 37577 05662 8	1	1.35	4	25	bag	1 00 37577 05662 5	20	27.00	30.38	14.38	4.75	2,075	420	3	7
44-63	05663	1	0 37577 05663 5	1	2.74	4	35	bag	1 00 37577 05663 2	10	27.38	40.88	8.38	4.75	1,627	280	4	7
44-64	05664	1	0 37577 05664 2	1	1.85	4	26	bag	1 00 37577 05664 9	20	37.00	30.38	14.38	4.75	2,075	420	3	7
44-65	05665	1	0 37577 05665 9	1	0.95	4	26	bag	1 00 37577 05665 6	20	19.00	30.38	14.38	4.75	2,075	420	3	7

Order & Packaging Specifications
Transit Bus Wiper Blades



		MIN ORDER		STANDARD PACKAGE					SHIPPING CARTON						PALLET INFO			
PART	SKU	QTY	UPC	QTY	WGT LB	L	W	H	UCC	QTY	WGT LB	L	W	H	CUBIC IN	QTY	LYR	LYR
Wiper Arms - Commercial Vehicles (cont.)																		
44-68	05668	1	0 37577 05668 0	1	0.50	4	19	bag	1 00 37577 05668 7	20	10.00	18.75	7.13	5.63	753	960	12	4
44-70	05670	1	0 37577 05670 3	1	0.82	4	21	bag	1 00 37577 05670 0	20	10.00	19.75	6.75	7.88	1,051	1120	14	4
Wiper Arms - Heavy Duty																		
45-04	95635	1	0 37577 95635 5	1	0.58	4	17	bag	1 00 37577 95635 2	25	14.70	18.75	7.13	5.63	753	960	12	4
45-22	95644	1	0 37577 95644 7	1	0.63	4	16	bag	1 00 37577 95644 4	50	29.00	17.5	13	6.5	1,479	1500	6	5
45-23	95645	1	0 37577 95645 4	1	0.66	4	17	bag	1 00 37577 95645 1	50	29.13	19.5	11.2	9.25	2,020	1200	8	3
45-24	95446	1	0 37577 95446 7	1	0.63	4	19	bag	1 00 37577 95446 4	50	30.73	21.38	14.38	5.63	1,731	1200	8	3
45-25	95113	1	0 37577 95113 8	1	0.69	3	20	bag	1 00 37577 95113 5	50	31.69	21.38	14.38	5.63	1,731	1500	5	6
45-27	95647	1	0 37577 95647 8	1	0.62	4	22	bag	1 00 37577 95647 5	25	16.00	16	7.25	5.5	638	1000	10	4
45-28	95648	1	0 37577 95648 5	1	0.75	4	24	bag	1 00 37577 95648 2	25	16.60	22.75	7.25	4.63	764	1000	10	4
45-29	95649	1	0 37577 95649 2	1	0.67	4	24	bag	1 00 37577 95649 9	50	34.11	24.38	13.38	7.5	2,447	1200	6	4
45-30	95651	1	0 37577 95651 5	1	0.70	3	30	bag	1 00 37577 95651 2	50	34.09	24.38	13.38	7.5	2,447	1200	6	4
45-42	95283	1	0 37577 95283 8	1	2.20	4	30	bag	1 00 37577 95283 5	18	41.31	30.38	14.38	4.75	2,075	378	3	7
45-52	95526	1	0 37577 95526 6	1	0.75	4	18	bag	1 00 37577 95526 3	50	37.63	18.5	11	9	1,832	1200	8	3
45-53	95494	1	0 37577 95494 8	1	0.75	4	18	bag	1 00 37577 95494 5	50	2.22	18.5	11	9	1,832	1200	8	3
45-68	95458	1	0 37577 95458 0	1	1.00	4	23	bag	1 00 37577 95458 7	10	27.00	22.75	7.13	5.63	913	600	10	6
45-74	95467	1	0 37577 95467 2	1	0.81	4	18	bag	1 00 37577 95467 9	40	18.75	17.88	13.38	6.75	1,615	1200	6	5
45-75	95317	1	0 37577 95317 0	1	0.85	4	19	bag	1 00 37577 95317 7	24	41.78	22.75	7.13	5.63	913	1440	10	6
45-76	95468	1	0 37577 95468 9	1	0.85	4	20	bag	1 00 37577 95468 6	15	12.75	20.5	13.5	11.5	3,183	1080	12	6
45-77	95316	1	0 37577 95316 3	1	0.89	4	21	bag	1 00 37577 95316 0	45	40.00	24.38	13.38	7.5	2,447	1080	6	4
45-78	95268	1	0 37577 95268 5	1	1.16	4	22	bag	1 00 37577 95268 2	45	34.00	24.38	13.38	7.5	2,447	1080	6	4
45-79	95270	1	0 37577 95270 8	1	0.94	4	24	bag	1 00 37577 95270 5	40	24.00	24.38	13.38	7.5	2,447	960	6	4
45-80	95017	1	0 37577 95017 9	1	1.00	4	26	bag	1 00 37577 95017 6	25	24.67	24.38	12.38	8	2,415	400	4	4
45-84	95373	1	0 37577 95373 6	1	0.75	4	30	bag	1 00 37577 95373 3	50	33.22	30.38	14.38	4.75	2,075	1050	3	7
45-85	95374	1	0 37577 95374 3	1	0.65	4	30	bag	1 00 37577 95374 0	50	35.48	30.38	14.38	4.75	2,075	1050	3	7
45-87	95332	1	0 37577 95332 3	1	0.22	4	17	bag	1 00 37577 95332 0	100	25.00	13.52	5.5	6	446	3000	6	5
45-89	95336	1	0 37577 95336 1	1	0.44	4	15	bag	1 00 37577 95336 8	50	20.00	17.75	13.5	6.75	1,617	2400	12	4
45-94	95402	1	0 37577 95402 3	1	0.65	4	32	bag	1 00 37577 95402 0	50	33.00	30.38	14.38	4.75	2,075	1050	3	7
45-96	95404	1	0 37577 95404 7	1	0.83	4	43	bag	1 00 37577 95404 4	40	33.78	40.38	8.38	8.75	2,961	640	4	4
45-97	95405	1	0 37577 95405 4	1	0.85	4	43	bag	1 00 37577 95405 1	40	33.66	40.38	8.38	8.75	2,961	640	4	4
46-12	95422	1	0 37577 95422 1	1	2.79	4	43	bag	1 00 37577 95422 8	14	52.00	40.38	8.38	8.75	2,961	392	4	7
46-14	95423	1	0 37577 95423 8	1	2.68	4	44	bag	1 00 37577 95423 5	14	53.10	40.38	8.38	8.75	2,961	392	4	7
46-19	95271	1	0 37577 95271 5	1	1.28	4	28	bag	1 00 37577 95271 2	20	25.00	30.38	14.38	4.75	2,075	420	3	7
46-21	95488	1	0 37577 95488 7	1	1.41	4	32	bag	1 00 37577 95488 4	20	28.51	30.38	14.38	4.75	2,075	420	3	7
46-23	95557	1	0 37577 95557 0	1	1.49	4	26	bag	1 00 37577 95557 7	25	28.38	30.38	14.38	4.75	2,075	525	3	7
46-26	95550	1	0 37577 95550 1	1	1.61	4	30	bag	1 00 37577 95550 8	25	40.00	30.38	14.38	4.75	2,075	525	3	7
46-27	95552	1	0 37577 95552 5	1	1.65	4	31	bag	1 00 37577 95552 2	25	41.50	30.38	14.38	4.75	2,075	525	3	7
46-29	95549	1	0 37577 95549 5	1	1.77	4	36	bag	1 00 37577 95549 2	20	36.70	30.38	14.38	4.75	2,075	420	3	7
46-36	95363	1	0 37577 95363 7	1	2.38	4	33	bag	1 00 37577 95363 4	16	25.22	30.38	14.38	4.75	2,075	336	3	7
46-87	95528	1	0 37577 95528 0	1	0.80	4	20	bag	1 00 37577 95528 7	50	40.76	21.38	14.38	5.63	1,731	1500	5	6
46-89	95534	1	0 37577 95534 1	1	0.90	4	24	bag	1 00 37577 95534 8	10	9.00	21.63	5.31	5.31	610	1050	15	7
46-92	95536	1	0 37577 95536 5	1	1.00	4	22	bag	1 00 37577 95536 2	36	37.00	21.38	14.38	5.63	1,731	1080	5	6
46-93	95538	1	0 37577 95538 9	1	1.20	4	20	bag	1 00 37577 95538 6	40	48.00	19	15	10	2,850	960	8	3
46-94	95539	1	0 37577 95539 6	1	1.41	4	29	bag	1 00 37577 95539 3	25	35.00	30.38	14.38	4.75	2,075	525	3	7
Wiper Arms - Medium Duty																		
49-14PN	05598	1	0 37577 05598 0	1	1.00	4	17	bag	1 00 37577 05598 7	25	22.06	17	7.5	10.5	1,339	1050	14	3
49-16PN	05599	1	0 37577 05599 7	1	1.06	4	19	bag	1 00 37577 05599 4	25	10.00	17	7.5	10.5	1,339	1050	14	3
49-16PW	05641	1	0 37577 05641 3	1	1.06	4	19	bag	1 00 37577 05641 0	25	24.50	17	7.5	10.5	1,339	1050	14	3
49-16R	05591	1	0 37577 05591 1	1	0.81	4	19	bag	1 00 37577 05591 8	40	24.56	17	7.5	10.5	1,339	1680	14	3
49-18PN	05634	1	0 37577 05634 5	1	1.06	4	21	bag	1 00 37577 05634 2	20	22.50	19.75	6.75	7.88	1,051	1120	14	4
49-18R	05592	1	0 37577 05592 8	1	0.81	4	21	bag	1 00 37577 05592 5	40	34.70	20.13	10.75	9.63	2,084	960	8	3
49-20PN	05635	1	0 37577 05635 2	1	1.13	4	23	bag	1 00 37577 05635 9	20	15.00	21.38	14.38	5.63	1,731	600	5	6
49-20PW	05643	1	0 37577 05643 7	1	1.13	4	23	bag	1 00 37577 05643 4	20	23.56	21.38	14.38	5.63	1,731	600	5	6
49-20R	05593	1	0 37577 05593 5	1	0.81	4	23	bag	1 00 37577 05593 2	40	38.50	24.38	13.38	7.5	2,447	960	6	4

**Order & Packaging Specifications**
Transit Bus Wiper Blades

MIN STANDARD PACKAGE										SHIPPING CARTON								PALLET INFO		
ORDER		WGT		DIMENSIONS			WGT		DIMENSIONS			CUBIC								
PART	SKU	QTY	UPC	QTY	LB	L	W	H	UCC	QTY	LB	L	W	H	IN	QTY	LYR	LYR		
Wiper Arms - Medium Duty (cont.)																				
49-22PN	05636	1	0 37577 05636 9	1	1.19	4	25	bag	1 00 37577 05636 6	20	24.13	24.38	12.38	8	2,415	320	4	4		
49-22PW	05644	1	0 37577 05644 4	1	1.19	4	25	bag	1 00 37577 05644 1	20	6.81	24.38	12.38	8	2,415	320	4	4		
49-22R	05594	1	0 37577 05594 2	1	0.88	4	25	bag	1 00 37577 05594 9	40	39.06	22.88	12.25	9.5	2,263	720	6	3		
49-24PN	05637	1	0 37577 05637 6	1	1.25	4	27	bag	1 00 37577 05637 3	20	25.10	30.38	14.38	4.75	2,075	420	3	7		
49-24PW	05645	1	0 37577 05645 1	1	1.19	4	27	bag	1 00 37577 05645 8	20	25.63	30.38	14.38	4.75	2,075	420	3	7		
49-24R	05595	1	0 37577 05595 9	1	0.75	4	27	bag	1 00 37577 05595 6	40	39.50	30.38	14.38	4.75	2,075	840	3	7		
49-26PN	05638	1	0 37577 05638 3	1	1.25	4	29	bag	1 00 37577 05638 0	20	26.10	30.38	14.38	4.75	2,075	420	3	7		
49-26R	05596	1	0 37577 05596 6	1	0.94	4	29	bag	1 00 37577 05596 3	35	36.60	30.38	14.38	4.75	2,075	840	3	7		
49-28PN	05639	1	0 37577 05639 0	1	1.31	4	31	bag	1 00 37577 05639 7	20	23.00	30.38	14.38	4.75	2,075	420	3	7		
49-28PW	05647	1	0 37577 05647 5	1	1.31	4	31	bag	1 00 37577 05647 2	20	20.13	30.38	14.38	4.75	2,075	420	3	7		
49-28R	05597	1	0 37577 05597 3	1	1.00	4	31	bag	1 00 37577 05597 0	30	31.70	30.38	14.38	4.75	2,075	630	3	7		
Wiper Blades - Heavy Duty Specialty																				
50-20	06063	5	0 37577 06063 2	1	0.38	24	4	bag	1 00 37577 06063 9	5	2.40	23.75	3.25	3.25	251	1300	20	13		
50-22	06064	5	0 37577 06064 9	1	0.38	26	4	bag	1 00 37577 06064 6	5	2.60	23.75	3.25	3.25	251	1300	20	13		
50-24	05394	5	0 37577 05394 8	1	0.67	26	3	bag	1 00 37577 05394 5	5	3.00	29.75	3.25	3.25	314	700	14	10		
50-26	05395	5	0 37577 05395 5	1	0.72	28	3	bag	1 00 37577 05395 2	5	3.40	29.75	3.25	3.25	314	700	14	10		
50-28	05396	5	0 37577 05396 2	1	0.82	30	3	bag	1 00 37577 05396 9	5	3.12	29.75	3.25	3.25	314	700	14	10		
50-32	06892	5	0 37577 06892 8	1	0.75	35	4	bag	1 00 37577 06892 5	5	3.12	33.13	4.75	3	472	650	10	13		
Wiper Blades - Heavy Duty Flat "Ten Edge"																				
51-06	96041	5	0 37577 96041 3	1	0.15	4	9	bag	1 00 37577 96041 0	100	15.00	12.88	10.88	7.25	1,016	6000	12	5		
51-07	96046	5	0 37577 96046 8	1	0.13	4	9	bag	1 00 37577 96046 5	100	6.10	12.88	10.88	7.25	1,016	6000	12	5		
51-08	96060	5	0 37577 96060 4	1	0.12	4	11	bag	1 00 37577 96060 1	100	6.88	12.88	10.88	7.25	1,016	6000	12	5		
51-09	97746	5	0 37577 97746 6	1	0.02	4	13	bag	1 00 37577 97746 3	5	0.13	12.5	10.8	6.63	895	1400	28	10		
51-10	08046	5	0 37577 08046 3	1	0.17	20	1.25	0.63	1 00 37577 08046 0	5	1.06	20.5	3.5	1.75	126	2000	20	20		
51-11	96089	5	0 37577 96089 5	1	0.18	3	13	bag	1 00 37577 96089 2	100	16.00	12.88	10.88	7.25	1,016	6000	12	5		
51-12	08047	5	0 37577 08047 0	1	0.19	20	1.25	0.63	1 00 37577 08047 7	5	1.14	20.5	3.5	1.75	126	2000	20	20		
51-13	08048	5	0 37577 08048 7	1	0.20	20	1.25	0.63	1 00 37577 08048 4	5	2.50	20.5	3.5	1.75	126	2000	20	20		
51-14	08054	5	0 37577 08054 8	1	0.21	20	1.25	0.63	1 00 37577 08054 5	5	1.25	20.5	3.5	1.75	126	2000	20	20		
51-15	08060	5	0 37577 08060 9	1	0.22	20	1.25	0.63	1 00 37577 08060 6	5	2.80	20.5	3.5	1.75	126	2000	20	20		
51-16	08067	5	0 37577 08067 8	1	0.23	20	1.25	0.63	1 00 37577 08067 5	5	3.00	20.5	3.5	1.75	126	2000	20	20		
51-17	08072	5	0 37577 08072 2	1	0.24	20	1.25	0.63	1 00 37577 08072 9	5	1.40	20.5	3.5	1.75	126	2000	20	20		
51-18	08073	5	0 37577 08073 9	1	0.25	20	1.25	0.63	1 00 37577 08073 6	5	1.50	20.5	3.5	1.75	126	2000	20	20		
51-19	96169	5	0 37577 96169 4	1	0.33	3	30	bag	1 00 37577 96169 1	5	2.00	24.25	3.37	2.88	235	1300	20	13		
51-20	08076	5	0 37577 08076 0	1	0.28	22	1.25	0.63	1 00 37577 08076 7	5	1.50	22.5	3.5	1.75	138	2000	20	20		
51-21	96188	5	0 37577 96188 5	1	0.27	4	24	bag	1 00 37577 96188 2	80	27.00	22.75	7.25	4.63	764	4800	10	6		
51-22	08079	5	0 37577 08079 1	1	0.42	24	1.25	0.63	1 00 37577 08079 8	5	1.75	24.5	3.5	1.75	150	2000	20	20		
Wiper Blades - Heavy Duty Curved "ClearFlex"																				
52-10	95919	5	0 37577 95919 6	1	0.22	4	12	bag	1 00 37577 95919 3	50	16.56	13.5	12.7	8.5	1,457	3150	9	7		
52-12	08091	5	0 37577 08091 3	1	0.36	20	2	0.88	1 00 37577 08091 0	5	2.70	20.5	4.88	2.5	250	1120	16	14		
52-14	08092	5	0 37577 08092 0	1	0.43	20	2	0.88	1 00 37577 08092 7	5	1.85	20.5	4.88	2.5	250	1120	16	14		
52-15	08113	5	0 37577 08113 2	1	0.33	20	2	0.88	1 00 37577 08113 9	5	4.40	20.5	4.88	2.5	250	1120	16	14		
52-16	08097	5	0 37577 08097 5	1	0.60	20	2	0.88	1 00 37577 08097 2	5	2.50	20.5	4.88	2.5	250	1120	16	14		
52-18	08102	5	0 37577 08102 6	1	0.60	20	2	0.88	1 00 37577 08102 3	5	3.25	20.5	4.88	2.5	250	1120	16	14		
52-20	08106	5	0 37577 08106 4	1	0.54	20	2	0.88	1 00 37577 08106 1	5	2.65	22.5	4.88	2.5	275	1120	16	14		
52-24	06078	5	0 37577 06078 6	1	0.34	28	4	bag	1 00 37577 06078 3	5	2.25	29.75	3.25	3.25	314	700	14	10		
52-26	95976	5	0 37577 95976 9	1	0.90	3	29	bag	1 00 37577 95976 6	5	4.18	29.75	3.25	3.25	314	700	14	10		
52-27	95574	5	0 37577 95574 7	1	0.90	3	29	bag	1 00 37577 95574 4	5	4.23	29.75	3.25	3.25	314	700	14	10		
52-28	08110	5	0 37577 08110 1	1	0.48	22	2	0.88	1 00 37577 08110 8	5	2.50	22.5	4.88	2.5	275	1120	16	14		
Wiper Blades - Heavy Duty Hycar Flat																				
54-13	96244	5	0 37577 96244 8	1	0.18	4	15	bag	1 00 37577 96244 5	100	19.14	18.88	7.5	10.25	1,451	3600	12	3		
54-14	96249	5	0 37577 96249 3	1	0.23	4	16	bag	1 00 37577 96249 0	100	19.14	18.88	7.5	10.25	1,451	3600	12	3		
54-15	96263	5	0 37577 96263 9	1	0.20	4	17	bag	1 00 37577 96263 6	100	20.10	18.88	7.5	10.25	1,451	3600	12	3		
54-18	96287	5	0 37577 96287 5	1	0.30	4	20	bag	1 00 37577 96287 2	100	19.74	20.13	10.5	7.5	1,585	3600	12	3		



MIN STANDARD PACKAGE									SHIPPING CARTON								PALLET INFO		
ORDER		WGT		DIMENSIONS					WGT		DIMENSIONS				CUBIC		CRTNS/		
PART	SKU	QTY	UPC	QTY	LB	L	W	H	UCC	QTY	LB	L	W	H	IN	QTY	LYR	LYR	
Wiper Blades - Heavy Duty Hycar Flat (cont.)																			
54-20	96305	5	0 37577 96305 6	1	0.26	4	22	bag	1 00 37577 96305 3	60	15.69	22.75	7.13	5.63	913	2400	10	4	
Wiper Blades - Heavy Duty Hycar Curved																			
55-16	96008	5	0 37577 96008 6	1	0.30	4	19	bag	1 00 37577 96008 3	5	2.10	19.5	3.5	2.75	188	1400	28	10	
55-18	96022	5	0 37577 96022 2	1	0.50	4	20	bag	1 00 37577 96022 9	5	0.28	19.5	3.5	2.75	188	1400	28	10	
55-20	96027	5	0 37577 96027 7	1	0.46	4	23	bag	1 00 37577 96027 4	5	2.11	24.5	3.5	2.5	214	1300	20	13	
Wiper Blades - Heavy Duty Miscellaneous																			
57-01	08136	5	0 37577 08136 1	1	0.60	20	2.75	0.88	1 00 37577 08136 8	5	2.50	20.5	4.88	3	300	960	16	12	
57-04	08112	5	0 37577 08112 5	1	0.42	20	2	0.88	1 00 37577 08112 2	5	2.10	20.5	4.88	2.5	250	1120	16	14	
57-05	95577	5	0 37577 95577 8	1	0.15	20	2	0.88	1 00 37577 95577 5	40	9.10	12	9.5	6	684	2520	9	7	
57-06	95578	5	0 37577 95578 5	1	0.03	20	2	0.88	1 00 37577 95578 2	25	5.75	18.75	7.13	5.63	753	960	12	6	
57-08	08116	5	0 37577 08116 3	1	0.46	20	2	0.88	1 00 37577 08116 0	5	2.10	20.5	4.88	2.5	250	1120	16	14	
57-09	08120	5	0 37577 08120 0	1	0.50	20	2	0.88	1 00 37577 08120 7	5	1.08	20.5	4.88	2.5	250	1120	16	14	
57-10	08121	5	0 37577 08121 7	1	0.53	22	2	0.88	1 00 37577 08121 4	5	2.70	22.5	4.88	2.5	275	1120	16	14	
57-12	95576	5	0 37577 95576 1	1	0.75	3	25	bag	1 00 37577 95576 8	60	40.90	22.88	12.25	9.5	2,663	1080	6	3	
57-14	95120	5	0 37577 95120 6	1	0.80	3	25	bag	1 00 37577 95120 3	5	4.00	29.25	3.25	3.25	309	700	14	10	
57-18	08139	5	0 37577 08139 2	1	0.31	20	1.25	0.63	1 00 37577 08139 9	5	5.30	20.5	3.5	1.75	126	2000	20	20	
57-22	95590	5	0 37577 95590 7	1	0.75	24	2	0.88	1 00 37577 95590 4	5	2.00	24.5	4.88	2.5	299	1300	20	13	
57-23	08053	5	0 37577 08053 1	1	0.18	20	1.25	0.63	1 00 37577 08053 8	5	1.02	20.5	3.5	1.75	126	2000	20	20	
57-24	08058	5	0 37577 08058 6	1	0.18	20	1.25	0.63	1 00 37577 05338 9	5	1.30	20.5	3.5	1.75	126	2000	20	20	
57-25	08065	5	0 37577 08065 4	1	0.31	20	1.25	0.63	1 00 37577 05339 6	5	1.00	20.5	3.5	1.75	126	2000	20	20	
57-26	08070	5	0 37577 08070 8	1	0.26	20	1.25	0.63	1 00 37577 05108 8	5	1.34	20.5	3.5	1.75	126	2000	20	20	
57-28	08075	5	0 37577 08075 3	1	0.30	20	1.25	0.63	1 00 37577 08075 0	5	1.50	20.5	3.5	1.75	126	2000	20	20	
57-30	05110	5	0 37577 05110 4	1	0.30	22	1.25	0.63	1 00 37577 05110 1	5	1.50	22.5	3.5	1.75	138	2000	20	20	
57-40	08124	5	0 37577 08124 8	1	0.54	22	2	0.88	1 00 37577 08124 5	5	2.60	22.5	4.88	2.5	275	1120	16	14	
Wiper Blades - Heavy Duty Winter																			
59-13	97558	5	0 37577 97558 5	1	0.14	23.06	2.09	0.94	1 00 37577 97558 2	5	2.00	24.06	5.31	2.5	319	1200	15	16	
59-15	97645	5	0 37577 97645 2	1	0.36	23.06	2.09	0.94	1 00 37577 97645 9	5	2.02	24.06	5.31	2.5	319	1200	15	16	
59-16	97559	5	0 37577 97559 2	1	0.42	23.06	2.09	0.94	1 00 37577 97559 9	5	2.20	24.06	5.31	2.5	319	1200	15	16	
59-18	97560	5	0 37577 97560 8	1	0.53	23.06	2.09	0.94	1 00 37577 97560 5	5	2.50	24.06	5.31	2.5	319	1200	15	16	
59-19	05566	5	0 37577 05566 9	1	0.34	4	21	bag	1 00 37577 05566 6	100	34.30	19.5	18	7	2,457	1600	4	4	
59-20	05567	5	0 37577 05567 6	1	0.34	4	24	bag	1 00 37577 05567 3	100	3.50	21.5	19	7	2,860	1600	4	4	
59-22	05568	5	0 37577 05568 3	1	0.40	4	25	bag	1 00 37577 05568 0	100	38.00	25	20	7	3,500	1500	3	5	
59-24	05569	5	0 37577 05569 0	1	0.43	4	30	bag	1 00 37577 05569 7	80	34.50	25	20	7	3,500	1200	3	5	
59-22VN	07129	5	0 37577 07129 4	1	0.40	4	26	bag	1 00 37577 07129 1	25	9.16	22.88	7.13	5.63	918	1500	10	6	
Wiper Refills - Heavy Duty																			
53-12	96367	5	0 37577 96367 4	1	1.30	3	20	bag	1 00 37577 96367 1	5	1.11	19.25	3.37	2.88	187	1400	28	10	
53-14	08080	5	0 37577 08080 7	1	0.24	20	1.25	0.63	1 00 37577 97543 8	5	1.05	20.5	3.5	1.75	126	2000	20	20	
53-15	08082	5	0 37577 08082 1	1	0.31	20	1.25	0.63	1 00 37577 97544 5	5	1.15	20.5	3.5	1.75	126	2000	20	20	
53-16	08083	5	0 37577 08083 8	1	0.40	20	1.25	0.63	1 00 37577 08083 5	5	1.00	20.5	3.5	1.75	126	2000	20	20	
53-18	08085	5	0 37577 08085 2	1	0.28	20	1.25	0.63	1 00 37577 08085 9	5	1.32	20.5	3.5	1.75	126	2000	20	20	
53-20	08088	5	0 37577 08088 3	1	0.23	20	1.25	0.63	1 00 37577 08088 0	5	1.45	22.5	3.5	1.75	138	2000	20	20	
53-22	95589	5	0 37577 95589 1	1	0.41	3	25	bag	1 00 37577 95589 8	5	1.98	29.75	3.25	3.25	314	700	14	10	
53-24	95121	5	0 37577 95121 3	1	0.41	3	29	bag	1 00 37577 95121 0	5	2.00	29.75	3.25	3.25	314	700	14	10	
53-26	96423	5	0 37577 96423 7	1	0.41	3	29	bag	1 00 37577 96423 4	5	2.20	29.75	3.25	3.25	314	700	14	10	
Wiper Refills - Heavy Duty Hycar																			
56-14	96447	5	0 37577 96447 3	1	0.20	4	17	bag	1 00 37577 96447 0	50	9.60	18.75	8.13	5.63	858	3600	12	6	
56-16	96461	5	0 37577 96461 9	1	0.20	4	19	bag	1 00 37577 96461 6	50	18.00	18.75	8.13	5.63	858	3600	12	6	
56-18	96466	5	0 37577 96466 4	1	0.28	4	20	bag	1 00 37577 96466 1	50	9.88	22.75	7.13	5.63	913	3000	10	6	
56-20	96480	5	0 37577 96480 0	1	0.26	4	23	bag	1 00 37577 96480 7	50	12.99	22.75	7.13	5.63	913	3000	10	6	
Washer Pumps																			
61-02	95674	6	0 37577 95674 4	1	4.75	6.25	6	3	1 00 37577 95674 1	6	4.48	13	6.5	10	845	420	14	5	
61-05	97155	1	0 37577 97155 6	1	0.30	6.75	4.5	2.5	1 00 37577 97155 3	4	1.07	10.25	4.75	7.5	365	576	24	6	
61-06	97156	1	0 37577 97156 3	1	0.20	6.75	4.25	1.75	1 00 37577 97156 0	4	0.69	6.75	4.75	7.5	240	864	36	6	



Order & Packaging Specifications

Transit Bus Wiper Blades

MIN STANDARD PACKAGE									SHIPPING CARTON							PALLET INFO		
ORDER			WGT		DIMENSIONS				WGT		DIMENSIONS			CUBIC		CRTNS/		
PART	SKU	QTY	UPC	QTY	LB	L	W	H	UCC	QTY	LB	L	W	H	IN	QTY	LYR	LYR
Washer Pumps (cont.)																		
61-08	97158	1	0 37577 97158 7	1	0.20	6.75	4.5	1.75	1 00 37577 97158 4	4	0.72	6.75	4.75	7.5	240	864	36	6
61-12	97161	1	0 37577 97161 7	1	0.40	6.75	4.25	1.75	1 00 37577 97161 4	4	1.47	6.75	4.75	7.5	240	864	36	6
61-13	97162	1	0 37577 97162 4	1	0.40	6.75	4.25	1.75	1 00 37577 97162 1	4	1.09	6.75	4.75	7.5	240	864	36	6
61-15	97164	1	0 37577 97164 8	1	0.40	6.75	4.25	1.75	1 00 37577 97164 5	4	1.59	6.75	4.75	7.5	240	864	36	6
61-16	97462	1	0 37577 97462 5	1	1.20	6.75	9.5	3.5	1 00 37577 97462 2	5	5.40	14.5	0.38	6.88	38	192	12	4
61-18	95985	1	0 37577 95985 1	1	0.40	6.75	4.25	1.75	1 00 37577 98985 8	4	1.31	6.75	4.75	7.5	240	864	36	6
61-19	05519	1	0 37577 05519 5	1	1.20	9.5	6.75	3.5	1 00 37577 05519 2	5	1.31	14.75	9.6	7.25	1,027	192	12	4
61-20	05582	4	0 37577 05582 9	1	0.30	6.75	4.25	1.75	1 00 37577 05582 6	4	1.50	7	4.5	7	221	864	36	6
62-01	97165	4	0 37577 97165 5	1	0.30	6.75	4.25	1.75	1 00 37577 97165 2	4	1.15	6.75	4.75	7.5	240	864	36	6
63-01	97166	1	0 37577 97166 2	1	0.30	6.75	4.25	2	1 00 37577 97166 9	4	1.00	6.75	4.75	7.5	240	720	30	6
64-01	97167	1	0 37577 97167 9	1	0.30	6.75	4.25	2	1 00 37577 97167 6	4	1.23	6.75	4.75	7.5	240	720	30	6
64-02	95966	1	0 37577 95966 0	1	0.30	6.75	4.25	2	1 00 37577 95966 7	4	1.38	6.75	4.75	7.5	240	720	30	6
65-01	97168	4	0 37577 97168 6	1	0.30	6.75	4.25	2.5	1 00 37577 97168 3	4	2.02	10.25	4.75	7.5	365	576	24	6
66-01	95754	6	0 37577 95754 3	1	2.15	18.38	14.5	9.5	1 00 37577 95754 0	6	12.25	18.38	14.5	9.5	2,532	144	6	4
67-05	06127	4	0 37577 06127 1	1	0.25	6.75	4.25	1.75	1 00 37577 06127 8	4	1.25	7	4.5	7	221	864	36	6
67-06	06128	1	0 37577 06128 8	1	0.30	6.75	4.25	2	1 00 37577 06128 5	4	1.50	8.25	4.75	7.5	294	576	24	6
67-07	06129	1	0 37577 06129 5	1	0.30	6.75	4.25	2	1 00 37577 06129 2	4	1.50	8.25	4.75	7.5	294	576	24	6
67-08	06130	4	0 37577 06130 1	1	0.25	6.75	4.25	1.75	1 00 37577 06130 8	4	1.25	7	4.5	7	221	864	36	6
67-09	06589	1	0 37577 06589 7	1	0.25	6.75	4.25	1.75	1 00 37577 06589 4	4	1.38	7	4.5	7	221	864	36	6
67-10	06590	1	0 37577 06590 3	1	0.25	6.75	4.25	1.75	1 00 37577 06590 0	4	1.31	7	4.5	7	221	864	36	6
67-11	06591	1	0 37577 06591 0	1	0.30	1.75	4.25	6.75	1 00 37577 06591 7	4	1.19	7	4.5	7	221	600	25	6
67-12	06592	1	0 37577 06592 7	1	0.25	6.75	4.25	1.75	1 00 37577 06592 4	4	1.25	7	4.5	7	221	864	36	6
67-13	06593	1	0 37577 06593 4	1	0.30	6.75	4.25	2.5	1 00 37577 06593 1	4	1.50	10	4.75	7	333	576	24	6
67-14	06594	1	0 37577 06594 1	1	0.25	6.75	4.25	1.75	1 00 37577 06594 8	4	2.00	7	4.5	7	221	864	36	6
67-15	06595	1	0 37577 06595 8	1	0.25	6.75	4.25	1.75	1 00 37577 06595 5	4	1.31	7	4.5	7	221	864	36	6
67-16	06596	1	0 37577 06596 5	1	0.25	6.75	4.25	1.75	1 00 37577 06596 2	4	1.13	7	4.5	7	221	864	36	6
67-17	06597	1	0 37577 06597 2	1	0.25	6.75	4.25	1.75	1 00 37577 06597 9	4	1.13	7	4.5	7	221	864	36	6
67-18	06598	1	0 37577 06598 9	1	0.25	6.75	4.25	1.75	1 00 37577 06598 6	4	1.13	7	4.5	7	221	864	36	6
67-19	06599	1	0 37577 06599 6	1	0.25	6.75	4.25	1.75	1 00 37577 06599 3	4	1.13	7	4.5	7	221	864	36	6
67-20	06581	1	0 37577 06581 1	1	0.25	6.75	4.25	1.75	1 00 37577 06581 8	4	1.19	7	4.5	7	221	864	36	6
67-21	06582	1	0 37577 06582 8	1	0.30	6.75	4.25	2.5	1 00 37577 06582 5	4	1.38	10	4.75	7	333	576	24	6
67-22	06685	1	0 37577 06685 6	1	0.25	6.75	4.25	1.75	1 00 37577 06685 3	4	1.25	7	4.5	7	221	864	36	6
67-23	07104	4	0 37577 07104 1	1	0.40	6.63	2.81	2	1 00 37577 07104 8	4	1.50	5.75	4.38	6.75	165	288	36	2
67-24	07105	4	0 37577 07105 8	1	0.40	6.63	2.81	2	1 00 37577 07105 5	4	1.50	5.75	4.38	6.75	165	288	36	2
67-25	07106	1	0 37577 07106 5	1	0.40	6.63	2.81	2	1 00 37577 07106 2	4	1.50	5.75	4.38	6.75	165	288	36	2
67-26	07107	4	0 37577 07107 2	1	0.40	6.63	2.81	2	1 00 37577 07107 9	4	2.00	5.75	4.38	6.75	165	288	36	2
67-27	09339	4	0 37577 09339 5	1	0.22	6.63	2.81	2	1 00 37577 09339 2	4	0.88	5.75	4.25	6.75	165	288	36	2
67-28	09340	4	0 37577 09340 1	1	0.27	6.63	2.81	2	1 00 37577 09340 8	4	1.08	5.75	4.25	6.75	165	288	36	2
67-29	09341	4	0 37577 09341 8	1	0.22	6.63	2.81	2	1 00 37577 09341 5	4	0.88	5.75	4.25	6.75	165	288	36	2
67-30	09342	4	0 37577 09342 5	1	0.20	6.63	2.81	2	1 00 37577 09342 2	4	0.80	5.75	4.25	6.75	165	288	36	2
67-31	09343	4	0 37577 09343 2	1	0.24	6.63	2.81	2	1 00 37577 09343 9	4	0.96	5.75	4.25	6.75	165	288	36	2
67-32	09344	4	0 37577 09344 9	1	0.26	5.5	2.81	2	1 00 37577 09344 6	4	1.04	5.75	4.25	6.75	165	288	36	2
67-33	09345	4	0 37577 09345 6	1	0.28	6.63	2.81	2	1 00 37577 09345 3	4	1.12	5.75	4.25	6.75	165	288	36	2
67-34	09346	4	0 37577 09346 3	1	0.22	6.63	2.81	2	1 00 37577 09346 0	4	0.88	5.75	4.25	6.75	165	288	36	2
67-35	09347	4	0 37577 09347 0	1	0.18	6.63	2.81	2	1 00 37577 09347 7	4	0.72	5.75	4.25	6.75	165	288	36	2
67-36	09348	6	0 37577 09348 7	1	0.19	3	3	4	1 00 37577 09348 4	6	1.14	8	8	7	448	360	20	3
67-37	09349	1	0 37577 09349 4	1	0.26	6.63	2.81	2	1 00 37577 09349 1	4	1.04	5.75	4.25	6.75	165	288	36	2
67-38	09350	1	0 37577 09350 0	1	0.23	6.63	2.81	2	1 00 37577 09350 7	4	0.92	5.75	4.25	6.75	165	288	36	2
67-39	09351	1	0 37577 09351 7	1	0.28	6.63	2.81	2	1 00 37577 09351 4	4	1.12	5.75	4.25	6.75	165	288	36	2
67-40	09352	1	0 37577 09352 4	1	0.23	6.63	2.81	2	1 00 37577 09352 1	4	0.92	5.75	4.25	6.75	165	288	36	2
67-41*	01064	4	0 37577 01064 4	1	0.25	6.63	2.81	2	1 00 37577 01064 1	4	1.00	5.75	4.25	6.75	165	288	36	2
67-42*	01065	1	0 37577 01065 1	1	0.27	6.63	2.81	2	1 00 37577 01065 8	4	1.08	5.75	4.25	6.75	165	288	36	2
67-43*	01066	1	0 37577 01066 8	1	0.32	3	3	4	1 00 37577 01066 5	6	1.28	8	8	7	448	240	20	2
67-44*	01067	1	0 37577 01067 5	1	0.25	6.63	2.81	2	1 00 37577 01067 2	4	1.00	5.75	4.25	6.75	165	288	36	2

* New Part Number, check for availability



MIN ORDER STANDARD PACKAGE									SHIPPING CARTON								PALLET INFO		
PART	SKU	QTY	UPC	QTY	WGT LB	L	W	H	UCC	QTY	WGT LB	L	W	H	CUBIC IN	QTY	LTR	LTR	
Washer Pumps (cont.)																			
67-45*	01068	1	0 37577 01068 2	1	0.32	3	3	4	100 37577 01068 9	6	1.28	8	8	7	448	240	20	2	
67-46*	01069	1	0 37577 01069 9	1	0.25	6.63	2.81	2	100 37577 01069 6	4	1.00	5.75	4.25	6.75	165	288	36	2	
67-47*	01070	1	0 37577 01070 5	1	0.27	6.63	2.81	2	100 37577 01070 2	4	1.08	5.75	4.25	6.75	165	288	36	2	
67-48*	01071	1	0 37577 01071 2	1	0.25	6.63	2.81	2	100 37577 01071 9	4	1.00	5.75	4.25	6.75	165	288	36	2	
67-49*	01072	1	0 37577 01072 9	1	0.18	5.5	2.81	2	100 37577 01072 6	4	0.72	5.75	4.25	6.75	165	288	36	2	
67-50*	01073	1	0 37577 01073 6	1	0.32	3	3	4	100 37577 01073 3	6	1.92	8	8	7	448	240	20	2	
67-51*	01074	1	0 37577 01074 3	1	0.20	6.63	2.81	2	100 37577 01074 0	4	0.80	5.75	4.25	6.75	165	288	36	2	
67-52*	01075	1	0 37577 01075 0	1	0.20	6.63	2.81	2	100 37577 01075 7	4	0.80	5.75	4.25	6.75	165	288	36	2	
67-54*	01076	1	0 37577 01076 7	1	0.25	6.63	2.81	2	100 37577 01076 4	4	1.00	5.75	4.25	6.75	165	288	36	2	
67-55*	01077	1	0 37577 01077 4	1	0.20	6.63	2.81	2	100 37577 01077 1	4	0.80	5.75	4.25	6.75	165	288	36	2	
67-56*	01078	1	0 37577 01078 1	1	0.25	6.63	2.81	2	100 37577 01078 8	4	1.00	5.75	4.25	6.75	165	288	36	2	
67-57*	01079	1	0 37577 01079 8	1	0.18	6.63	2.81	2	100 37577 01079 5	4	0.72	5.75	4.25	6.75	165	288	36	2	
67-59*	01080	1	0 37577 01080 4	1	0.18	6.63	2.81	2	100 37577 01080 1	4	0.72	5.75	4.25	6.75	165	288	36	2	
67-60*	01081	1	0 37577 01081 1	1	0.27	5.5	2.81	2	100 37577 01081 8	4	1.08	5.75	4.25	6.75	165	288	36	2	
Washer System Components																			
48-03	95758	5 bags	0 37577 95758 1	1	0.04	8	7	bag	1 00 37577 95758 8	100	10.00	15.38	12.13	10	1,866	2700	9	3	
48-04	95757	5 bags	0 37577 95757 4	1	0.05	8	7	bag	1 00 37577 95757 1	100	8.24	15.38	12.13	10	1,866	2700	9	3	
48-16	06131	1 bag	0 37577 06131 8	1	0.06	7	8	bag	1 00 37577 06131 5	100	8.13	15.38	12.13	10	1,866	2700	9	3	
48-20*	01062	1	0 37577 01062 0	1	0.08	6.63	2.81	2	100 37577 01062 7	4	0.32	5.75	4.25	6.75	165	288	36	2	
48-21*	01063	1	0 37577 01063 7	1	0.07	6.63	2.81	2	100 37577 01063 4	4	0.28	5.75	4.25	6.75	165	288	36	2	
74-332	97806	1	0 37577 97806 7	1	0.83	7	3.75	7	1 00 37577 97036 5	4	3.91	14.25	7.5	7.25	775	300	60	5	
74-764	97807	1	0 37577 97807 4	1	0.85	7	3.75	7	1 00 37577 97807 1	4	3.40	14.25	7.5	7.25	775	300	60	5	
78-764	97810	1	0 37577 97810 4	1	0.18	6.5	6	1.25	1 00 37577 97810 1	6	1.33	8	6	6.75	324	990	33	5	
ANCO Displays & Accessories																			
05575	05575	1 pkg	1 00 37577 05575 8	50	4.80	8	8	6	1 00 37577 05575 8	50	4.80	8	8	6	384	7800	26	6	
AV910A	08185	1	1 00 37577 08185 6	1	16.90	13.5	18.5	27.5	1 00 37577 08185 6	1	16.90	13.5	18.5	27.5	6,868	6	6	?1	
AW310A	08186	1	1 00 37577 08186 3	1	18.45	13.5	18.5	27.5	1 00 37577 08186 3	1	18.45	13.5	18.5	27.5	6,868	6	6	?1	
CB100	07418	1	1 00 37577 07418 6	1	45.00	15	18	5	1 00 37577 07418 6	1	45.00	30	18.5	22	12,210	6	3	2	
CB200	07419	1	1 00 37577 07419 3	1	73.00	25	30	69	1 00 37577 07419 3	1	73.00	44	32.5	15	21,450	2	2	2	
CB7519	07519	1	1 00 37577 07519 0	1	7.00	20	17.75	8.5	1 00 37577 07519 0	1	7.00	20	17.75	8.5	3,018	20	20	4	
CB7520	07520	1	1 00 37577 07520 6	1	40.00	44	32.5	15	1 00 37577 07520 6	1	40.00	44	32.5	15	21,450	2	2	2	
AR100	08188	1	100 37577 08188 7	1	18.00	13.5	18.5	27.5	100 37577 08188 7	1	18.00	13.5	18.5	27.5	6,868	6	6?	1	
SPD400	07773	1	1 00 37577 07773 6	1	24.10	10	32	43	1 00 37577 07773 6	1	24.10	34	12.5	31.25	13,281	4	4	1	
SPD402	08171	1	1 00 37577 08171 9	1	50.00	10	32	43	1 00 37577 08171 9	1	50.00	31.25	12.5	34	13,281	4	4	1	
SPD7789	07789	1	1 00 37577 07789 7	1	14.00	10	32	43	1 00 37577 07789 7	1	14.00	34	12.5	31.25	13,281	4	4	1	
WB300A	08187	1	1 00 37577 08187 0	1	16.77	13.5	18.5	27.5	1 00 37577 08187 0	1	16.77	13.5	18.5	27.5	6,868	6	6	1	
RAC100	09036	1	100 37577 09036 0	1	40.00	29	24.75	22.25	100 37577 09036 0	1	40.00	29	24.75	22.25	15,970	2	2	1	
2T100	09039	1	100 37577 09039 1	1	25.00				100 37577 09039 1	1	25.00	30	24	13.75	9,900	6	6	1	
1T100	09045	1	100 37577 09045 2	1	2.85				100 37577 09045 2	1	2.85	24	7.25	2	348	60	12	5	
H100	09046	1	100 37577 09046 9	1	1.50	25	21.5	13.625	100 37577 09046 9	1	1.50	25	21.5	13.625	7,323	160	20	8	
RAC60*	09898	1	100 37577 09898 4	1	10.90				100 37577 09898 4	1	10.90	42	20	3	2,520	26	2	13	

**THE PROFILE® BLADE STATION™**

- (10) Profile blade part numbers fit 98% of the vehicles on the road!
- Holds up to (72) blades in convenient case packs
- Easy to locate blade size and connector style
- Stores (5) different adapters for OE blades
- Header with installation guide
- Approximate dimensions: 32"Wx43"Hx10"D (with header)

**ARTICULATED CONTACT™**





















Unique spoiler provides superior blade-to-windshield contact

**KWIKCONNECT®**

Provides quick and easy wiper blade replacement

**DURAKLEAR®**

Exclusive rubber compound provides a consistent streak-free wipe

PART #	DESCRIPTION OF PRODUCTS INCLUDED	
SPD402	ANCO Profile Blade Station Large Assortment	
		
Durable Profile Blade Station	Header Sign	Ten (10) Case-Packs of Profile Blades: 16", 17", 18", 19", 20", 21", 22", 24", 26", 28"
		     
		25 Each
SPD400	ANCO Profile Blade Station Small Assortment	
		
Durable Profile Blade Station	Header Sign	Four (4) Case-Packs of Profile Blades: 18", 19", 20", 22"
		     
		25 Each
SPD7789	ANCO Profile Blade Station Display Only	
		
Durable Profile Blade Station	Header Sign	

SPECIAL PRE-PACKS & MERCHANDISERS



PRE-PACKED ASSORTMENTS

Corrugated self-shippers that convert quickly and easily into countertop selling displays. Each kit includes an application chart.

A. AEROVANTAGE™ PRE-PACK #AV910A

Includes (5) each of 91-18, 91-19, 91-20, 91-24 and (10) each of 91-22.

B. 31-SERIES PRE-PACK #AW310A

Includes (6) each of 31-18, 31-19, 31-20, 31-24 and (12) each of 31-22.

C. WINTER BLADE PRE-PACK #WB300A

Includes (5) each of 30-16, 30-18, 30-20, and (15) each of 30-22.

D. REAR BLADE PRE-PACK #AR100

Includes (2) each of AR-11A, AR-12A, AR-12B, AR-12E, AR-14A, AR-14B, AR-14C, AR-14D.

MOBILE ROLL AROUND #06229

- Adjustable hooks hold up to (100) blades
- Wheels on base make placement fast and easy
- Bottom tray for windshield washer fluid
- Catalog included
- Approximate dimensions: 29"Wx62"Hx15"D

Display ships without product.



THREE TIER DISPLAY #07796

- Depth of gondola shelf must be at least 22"
- Height of gondola must be at least 60"
- Capacity per 4' wide tier: (20) facings of ANCO blades
- The basic kit comes with the following items:
 - (1) Top tier crossbar and extension arm
 - (1) Middle tier crossbar and extension arm
 - (1) Bottom tier crossbar and extension arm
 - (2) Price channels
 - (1) Sign/Price channel and wire mounts
 - (60) Single prong hooks
 - (1) Catalog

Display ships without product. Additional product hooks can be ordered separately.




INDIVIDUAL PRODUCT HOOKS #05575

- Each individual hook holds (5) packages of blades or refills
- Hook snaps easily onto flat cross bar
- Includes (50) hooks



WIRE DISPLAY RACK #RAC-60

- Sturdy and durable wire rack display
 - (12) hooks, (2) tiers, to hold up to (60) wiper blades.
 - Includes point of sale header
 - Dimensions: 19.5"Wx41.625"Hx12.25"D
- Display ships without product.






VERSATILE MERCHANDISER #RAC100

This wiper display conveniently rolls, and is expandable, allowing it to be configured to display up to five tiers - three tiers on the front and two additional tiers on the back. The top rack can also be mounted on a pegboard wall, which provides extra adaptability.

Includes:

- Signage Package – header and side signs
- (35) hooks, (3) tiers, holds up to (135) wiper blades.
- Bottom rack for windshield washer fluid
- Catalog included
- 24"Wx71"Hx23"D

Display ships without product.



WALL RACK ONLY (PART #2T100)



Includes:

- Signage Package – header and side signs
- (26) hooks, (2) tiers, holds up to (90) wiper blades.
- Catalog included
- 24"Wx30"Hx13.75"D


Display ships without product.

ADDITIONAL TIER (PART #1T100)

Includes (10) loop safety hooks



Pictured with Optional 3rd Tier



PRICE BAR KIT (PART #RAC100PB)

Includes:

- (4) price bars
- (4) price tag strips
- (8) mounting clips

ADDITIONAL LOOP SAFETY HOOKS (PART #H100)

Includes (10) loop safety hooks



Stay in Touch with ANCO — at home...on the go...on your tablet...or phone.

One click gets you the latest news and promotions from ANCO wiper blades.

www.GetANCO.mobi



ANCOWipers.com

New Product Launches

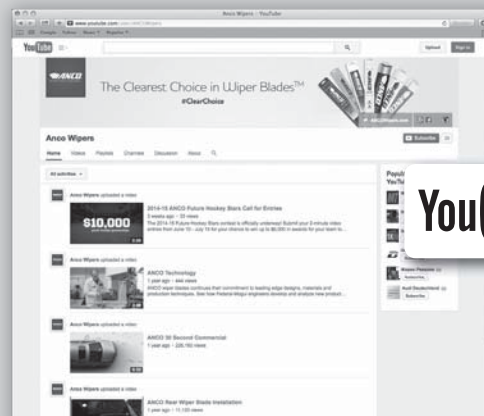
Product Features and Benefits

Installation Tips

Find the Right Blade

Latest News

Newest Promotions



YouTube



The Clearest Choice® in Wiper Blades.

THE MOST VERSATILE WIPER DISPLAY IN THE INDUSTRY!

Flexible!

Display two or three tiers.

Adaptable!

Top rack mounts on the wall.

Expandable!

Add up to 2 additional tiers on the back.

Convenient!

Rolls where you need it.



Displays ship without product.



www.ANCOWipers.com



No matter what car you drive,
ANCO® makes it a better car to drive.



www.ANCOWipers.com



www.GetANCO.mobi

